



Announcements

Monday is the President's Day holiday

- The first lab of next week is canceled because of the holiday, but the labs will be open on Tuesday for last-minute help on Proj2b

Next Friday is the second Midterm

A Survey is posted in "Announcements"

- Please answer it ... it will improve the class



Whole Picture

*Solving large problems is tough
-- but approach them logically
and you will succeed*



Problem Solving

Large problems share many properties:

- They are daunting -- there's so much to do!
- We don't know where to begin
- Not sure we know all of the tasks that must be done to produce a solution
- Not sure we know *how* to do all of the parts -- new knowledge may be required
- Not sure it is within our capability -- maybe an expert is needed

Assume you will succeed; not trying concedes defeat



Problem Decomposition

"Divide and conquer" is a political strategy, military strategy & IT strategy

Top-level Plan --


1. Describe (in any language) a series of steps that produce a solution
2. For each step, solve it or decompose further
3. For steps needing decomposition, repeat 2
4. Assemble solutions and test correctness
5. When solution fully assembled, evaluate



More Specifics

We will step through the process, using Project 2 as an example:

- Problem decomposition is mostly common sense
- Process is not algorithmic
- Problem decomposition is to help you, so apply it as needed



1. Give Steps to a Solution


Specify (in any language) a series of steps that produce a solution

- For a huge problem the steps may at first be vague, but they can be (& must be) made more precise as the whole picture emerges
- The goal is an algorithm(s), so ...
- List & describe the inputs
- List & describe the outputs
- Be guided in figuring out the steps by the need to transform the inputs into the outputs

You will be naming things




What Are Steps for OC?



What Are Steps for OC?

Orange Concentrate:

- Build Basic GUI
- Build mouse-sensed keypad
- Build the pattern array
- Set up control keys
- Write functions for ctrl keys
- Set up customizing keys
- Primp design & make cool



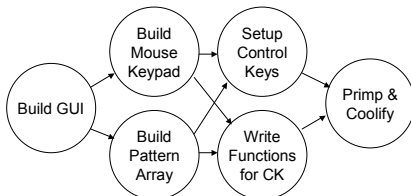
Can any of these be done directly?



PERT

PERT is Program Evaluation & Review Technique ... developed in 1950s

- Diagrams show the dependencies visually



2&3. Solve or Decompose

For each step, solve it or decompose it further, i.e. apply same technique


- Most "top level" steps can't be brained out, and need further decomposition
- "Top level" steps often seem huge, too
- The technique allows one to concentrate on only one problem at a time
- As before, focus on inputs, outputs, process to transform inputs into outputs

When "last" decomposition done during solution



2&3. Solve or Decompose

"Build mouse-sensed keypad"




2&3. Solve or Decompose

"Build mouse-sensed keypad"

- Layout GIF 7x7 grid
- Build onClick e-handler
- Setup to change grid color
- ...
- Define GIF prefetch array
- Prefetch brown & orange
- Build mouse e-handlers
- Update colors in e-handlers

Need to learn about mouse events





4. Assemble Parts

Assemble Solutions & Test Correctness


- Putting solutions together can be tough because of different assumptions made while solving the parts – it *always* happens
- When working alone it is common to combine parts along the way and to test continuously
- Because of the need to test, pick a good order to solve the problems

Getting something working quickly is best



4. Assemble Parts


Proj2 solves & assembles parts together in a 'good' order



4. Assemble Parts

Proj2 solves & assembles parts together in a 'good' order

- Most parts of Project 2 can use the developing solution for testing – that's 'good'
- Notice step 2B4 in Project 2 was included simply to test
- Parts mismatch is common problem, but not in Proj2



Summary

Large problems can be solved by the 'divide and conquer' technique

- The process is "top down" -- get a top level solution even if it is vague, imprecise
- Whenever you cannot produce a solution to a step directly, reapply the technique
- The start and first several steps will be daunting ... but the process works!
- Get part of solution working quickly if possible