



Announcements

- Quiz 4 this week
- Chapters 11, 10, and 18 in *Fluency*



Resources for Debugging



Books

- *Fluency*
- *QuickStart to JavaScript*



Online Resources

- W3 Schools
 - * Tutorials (HTML, XHTML, JavaScript)
 - * Reference lists
- Tizag tutorials
- Quirksmode (JavaScript)



Friends and Colleagues

- Working together on projects?
 - * Follow recommendations on the Academic Conduct page of the course Web site.



Other sources

- Class Bulletin Board
 - * Post questions and answers




JavaScript Tools

- See Coding Steps Page of course Web site
 - * Use Firefox browser for Win, Mac, Linux
 - Tools > Error Console for debugging help
 - * Use NotePad2 or NotePad++ for Windows (and other tools for Mac and Linux)
 - Download to Desktop and unzip
 - Upload to Dante
 - Download each time you need it




JavaScript Tools

- Firefox Web Developer's Toolbar
 - * Download and install
 - * Follow screen prompts
 - * Close and reopen Firefox




More JavaScript Debugging

- See Coding Steps page of course Web site for steps
 - * Write pseudo code
 - * Break down into modules
 - * Add details
 - * Translate into JavaScript syntax
 - One module at a time
 - * Debug with Firefox Error Console



Help

1. *Fluency and QuickStart to JavaScript*
2. Friends and classmates
3. W3 Schools tutorials and reference
4. TA's and instructor
 1. When you email TA's and instructor
 1. Specify the problem you are having
 2. Specify what steps you have tried
 3. Specify what other resources you have contacted



Video

- Introduction to JavaScript