



## Announcements

- Due date:
  - \* Monday, March 17, before 11pm
    - Lab 13 (extra credit)
    - Lab 14 (required)
    - Project 3B



## Announcements

- Quiz 9, question 10
  - "An XSL sheet must contain a reference to the XML file."
  - \* The answer should be *False*.
    - Each XSL stylesheet can be used by many XML files. The XSL stylesheet is specified in the XML file, not the other way around.
  - \* Your corrected scores are now in Gradebook as of 10am.
- Thanks for telling me about it!



## Announcement

- Trying to open some of your Project 3A's,
  - \* The TA's get "Error: unrecognized database form"
- When you open a database, many files are opened (structure, data files for each table, query, form, report).
- You can't copy a database unless everything has been saved. Safest to close it first.



## Announcement

- DA will have office hours on Monday
  - \* MGH 430 from 1:30 - 4:30pm



## Today's Agenda

- Course wrap-up (5 minutes)
- Lecture evaluations (20 minutes)
- Reflection Paper (10 minutes)
- Project 3B hints & solutions (optional)



## Fluency

*Fluency has been a huge amount of work ... have you learned anything???*

© 2004 Lawrence Snyder

12:55



## Goals of FIT100

FIT100 is designed to ...

- \* Make you better computer users today
- \* Prepare you to learn more IT as you need it throughout your life
- \* Upgrade your thinking, making you a better reasoner, problem solver, trouble-shooter, etc.

How have we done?



## The Topic List ...

We covered the following topics

- \* Importance of vocabulary: abstraction
- \* Learning an app on your own: click/blaze
- \* Basics of the Internet, domains, TCP/IP, ...
- \* HTML programming: tags, tags, tags
- \* Structuring information, queries, Google
- \* Truth or Fiction? Bogus Web Page
- \* Debugging guidelines ... how to do it



## The Topic List ...

- \* Digital representation -- using bits
- \* Computer basics and Silicon technology
- \* Algorithms—sorting with CDs
- \* Programming ideas—Mad Libs
- \* Building a GUI in HTML/JavaScript
- \* Functions—biggest idea in software
- \* Iteration—looping over & over & over &
- \* Animation, making things happen



## The Topic List ...

- \* Problem solving, PERT charts, examples
- \* JavaScript summary
  - loops, prefetching, animation, mouseOver, functions, ...



## The Topic List ...


- \* Digital Media, colorizing, binary, MP3,
- \* Database basics, operations on tables
- \* Logical Databases—views and queries
- \* DB design chalk talk—Student Athletes
- \* Netiquette, viruses, worms, email
- \* Privacy—opt-in/opt-out, you decide
- \* Encryption—hiding secrets from everyone
- \* Do computers think? Turing tests
- \* ... and today the wrap-up



## Fluency Topics

Fluency topics can be classified as


- \* Skills
- \* Concepts
- \* Capabilities



## Skills

Skills are the ability to use computers today to solve your problems

- You have learned new applications ... sFTP, Photoshop, Excel, Access, ...
- Better yet, you've learned how to learn applications: "Click Around," "Blaze Away"
- You should be an aggressive, confident user
- Could you learn your next application on your own?




## Concepts

Concepts are the foundation of future learning ... you should be ready

- You know how the Internet's TCP/IP works (postcards), how a computer works (F/E cycle), how JavaScript makes animations
- And privacy, netiquette, writing queries, ...
- We don't know what the next technology will be, but it will look familiar to you because you'll see ideas you know

**"Popularized" technology should be understandable**




## Capabilities

The most ambitious goal of this class is to expand your thinking

- Reasoning, debugging, finding information, designing pages or databases, problem solving, research, expecting unexpected,...
- It's not easy to learn these things ... was debugging ever fun???
- All capabilities will be used beyond IT!


**By surviving FIT100, you've become a better student!**



## Majors at UW

Where to go from here...


Majors	Dept.	Focus
Computer Science and Engineering	CSE	- Programming - Animation - Etc.
Informatics	ISchool	- Networking - Human-Computer Interaction - Web Design (organizing information, user needs)
DXarts	Art	- Web Design (visual)
Technical Communication	TC	- Web Design (content) - Documentation for software



## FIT Pioneers

Our experience in this class will make FIT100 better for UW students, and students across the world

**When you do something clever because of FIT100, tell us:  
daclem@u.washington.edu  
snyder@cs.washington.edu**




## And now the evaluation

We'll do course evaluation ...


- \* It's voluntary, but I hope you do it
- \* Two forms, white and yellow
- \* Use #2 pencil to bubble in results
- \* I need a volunteer to collect evals
- \* In 20 minutes we will do the 4<sup>th</sup> reflection paper

**I will leave ... and come back in 20 minutes**




## Reflection Paper 4

- You have ten minutes
- When you are done
  - \* Pick up reflection paper 3
    - If you haven't already!
  - \* Wait for Project 3B discussion (optional)




Hints and Solutions

## PROJECT 3B (OPTIONAL)




## Project 3B Part 1

- Queries
  - \* Pay attention to language in questions 1-10.
    - If it asks for a "list", you do *not* need *count* or *avg* or *group by*
    - If it asks for the "number of \_\_\_\_\_"
      - Click the  $\Sigma$  (Greek *sigma*, or sum)
      - For **COUNT**, uncheck all the "Show" checkboxes or you will get a list




## Project 3B Part 1

- Query 5
  - \* How many sailors are between 25 and 35 years old and have a rating of 3 or greater?




## Project 3B Part 1


- Query 5
  - \* How many sailors are between 25 and 35 years old and have a rating of 3 or greater?
    - What fields are needed?
    - Which rows?
    - How do you get how many?
  - \* Start with listing the sailors



## Project 3B Part 1

- Query 5
  - \* List sailors who are between 25 and 35 years old and have a rating of 3 or greater.
    - Make sure all the criteria are on the Criteria line, which adds in AND for all
    - Check all boxes to show all columns






### Project 3B Part 1


- Query 5
  - \* List sailors who are between 25 and 35 years old and have a rating of 3 or greater.
    - We see two rows or records

sailor_name	age	rating
Andy	25.50	8
Amy	25.50	3





### Project 3B Part 1

- Query 5
  - \* How many sailors are between 25 and 35 years old and have a rating of 3 or greater?
  - \* Now count the sailors
    - Remove the column for sailor names
      - Not needed
    - Remove the checks below age and rating
      - Don't show those columns
    - Add the sid column
      - sid is the column you will count





### Project 3B Part 1

- Query 5
  - \* How many sailors are between 25 and 35 years old and have a rating of 3 or greater?
  - \* Click  $\Sigma$

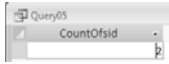

### Project 3B Part 1

- Query 5
  - \* How many sailors are between 25 and 35 years old and have a rating of 3 or greater?
  - Total Row
    - Change to Count for sid
    - Change age and rating to Where

### Project 3B Part 1

- Query 5
  - \* How many sailors are between 25 and 35 years old and have a rating of 3 or greater?
    - Count sid

### Project 3B Part 2

- Which attribute, or column, is not specified properly?
  1. Look closely at the results for Query 3. What looks wrong? (Hint: data type)
  2. Recall that databases never store anything that can be calculated.
  3. How would you change this column to keep it accurate, year after year after year—without annual, manual updates?
  4. Think about your personal algorithm for calculating this attribute for yourself or anyone else



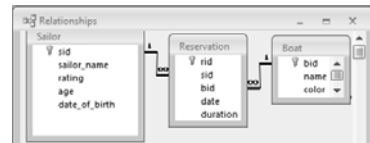
## Project 3B Part 2

- Which attribute, or column, is not specified properly?
  5. Do *NOT* remove the original column or it will mess up your earlier queries in Part 1!
  6. Instead, *ADD* the new column with its proper data type.
  7. You do *not* have to create an expression to calculate this value



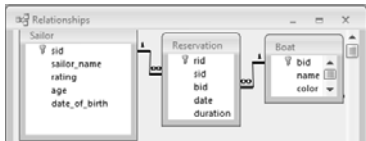
## Project 3B Part 2

- Extending the database
  - \* ER means Entity-Relationship, like you see in Database Tools > Relationships in Access



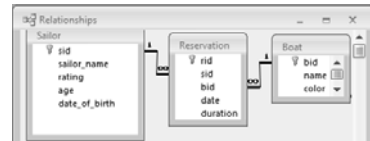
## Project 3B Part 2

- Extending the database
  - \* Currently Sailor has rating
  - \* What else do we need in order to make sure a Sailor runs only boats he or she is qualified for?



## Project 3B Part 2

- Extending the database
  - \* Currently Sailor has rating
  - \* Need to be able to compare Sailor.rating with a rating for the boat model



## Project 3B Part 2

- Extending the database
  - \* How would we add a boat model rating?
  - \* Boat model is related to the boat table
    - If you store the boat model in the boat table, what happens?
      - Several boats have the same model
        - » So you are repeating information (redundancy)
    - Solution: create a new boat model table
      - So you only have to store the information once



## Project 3B Part 2

- Extending the database
  - The new boat model table has
    - MID
    - Model
    - Rating
  - How do you relate the boat model to the boat table?
    - Exchange keys (primary and foreign keys) between the Boat and Model tables



## Project 3B Part 2

- Extending the database
  - \* The new boat model table has
    - MID
    - Model
    - Rating



## Project 3B Part 2

- Extending the database
  - \* How do you relate the boat model to the boat table?
    - Exchange keys (primary and foreign keys) between the Boat and Model tables
      - Add MID to Boat table
      - Why not add BID to model table instead?
        - » Because more than one BID would have to be added for each row in the Model table
        - » Many boats have the same model



## Project 3B Part 2

- Extending the database
  - \* Data types
    - Primary keys:
      - Autonumber so each new row has a new number: 1,2,3,4,....
    - Foreign keys
      - Were autonumber in their own table
        - » Example, MID in the Model table
      - Number when it's a foreign key
        - » Because you don't want to add to the number
        - » You want the same number