

CSE 312

# Foundations of Computing II

## Lecture 16: The Normal Distribution; CLT



**Anna R. Karlin**

Slide Credit: Based on Stefano Tessaro's slides for 312 19au  
incorporating ideas from Alex Tsun, Rachel Lin, Hunter Schafer & myself ☺

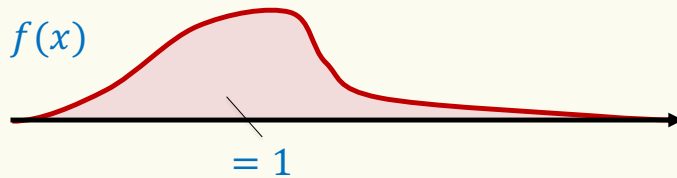
Quiz out Monday 6pm  
on canvas

## Review – Continuous RVs

### Probability Density Function (PDF).

$f: \mathbb{R} \rightarrow \mathbb{R}$  s.t.

- $f(x) \geq 0$  for all  $x \in \mathbb{R}$
- $\int_{-\infty}^{+\infty} f(x) dx = 1$



Density  $\neq$  Probability !

### Cumulative Density Function (CDF).

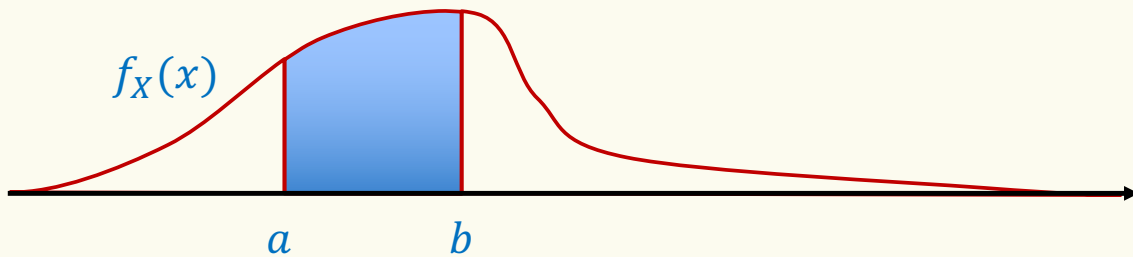
$$F(y) = \int_{-\infty}^y f(x) dx$$

**Theorem.**  $f(x) = \frac{dF(x)}{dx}$



$$F(y) = \mathbb{P}(X \leq y)$$

## Review – Continuous RVs



$$\mathbb{P}(X \in [a, b]) = \int_a^b f_X(x) dx = F_X(b) - F_X(a)$$

$$X \sim \text{Exp}(\lambda)$$

## Exponential Distribution

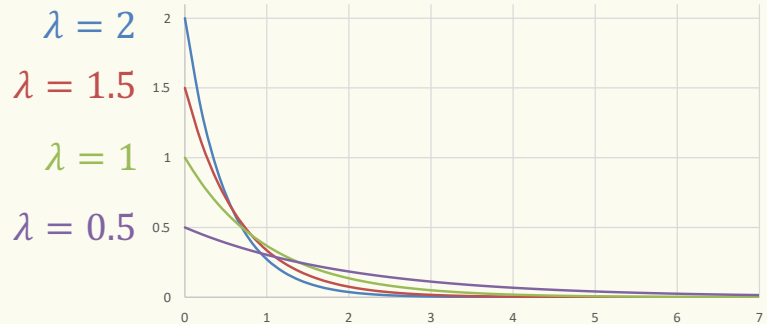
**Definition.** An **exponential random variable**  $X$  with parameter  $\lambda \geq 0$  is follows the exponential density

$$f_X(x) = \left\{ \begin{array}{ll} \lambda e^{-\lambda x} & x \geq 0 \\ 0 & x < 0 \end{array} \right\}$$

We write  $X \sim \text{Exp}(\lambda)$  and say  $X$  that follows the exponential distribution.

CDF: For  $y \geq 0$ ,

$$F_X(y) = 1 - e^{-\lambda y}$$



$$\Pr(X < a) = 1 - e^{-a}$$

## Agenda

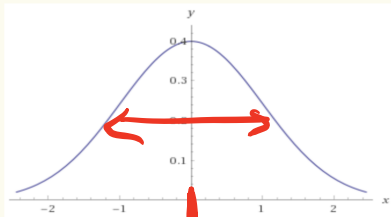
- Normal Distribution ◀
- Practice with Normals
- Central Limit Theorem (CLT)

# The Normal Distribution

**Definition.** A **Gaussian (or normal) random variable** with parameters  $\mu \in \mathbb{R}$  and  $\sigma \geq 0$  has density

$$f_X(x) = \frac{1}{\sqrt{2\pi}\sigma} e^{-\frac{(x-\mu)^2}{2\sigma^2}}$$

(We say that  $X$  follows the Normal Distribution, and write  $X \sim \mathcal{N}(\mu, \sigma^2)$ )



$\mu$  mean  
 $\sigma^2$  variance.



Carl Friedrich Gauss

## The Normal Distribution

**Definition.** A **Gaussian (or normal) random variable** with parameters  $\mu \in \mathbb{R}$  and  $\sigma \geq 0$  has density

$$f_X(x) = \frac{1}{\sqrt{2\pi}\sigma} e^{-\frac{(x-\mu)^2}{2\sigma^2}}$$

(We say that  $X$  follows the Normal Distribution, and write  $X \sim \mathcal{N}(\mu, \sigma^2)$ )

**Fact.** If  $X \sim \mathcal{N}(\mu, \sigma^2)$ , then  $\mathbb{E}(X) = \mu$ , and  $\text{Var}(X) = \sigma^2$

Expectation follows from density being symmetric around  $\mu$ ,  $f_X(\mu - x) = f_X(\mu + x)$

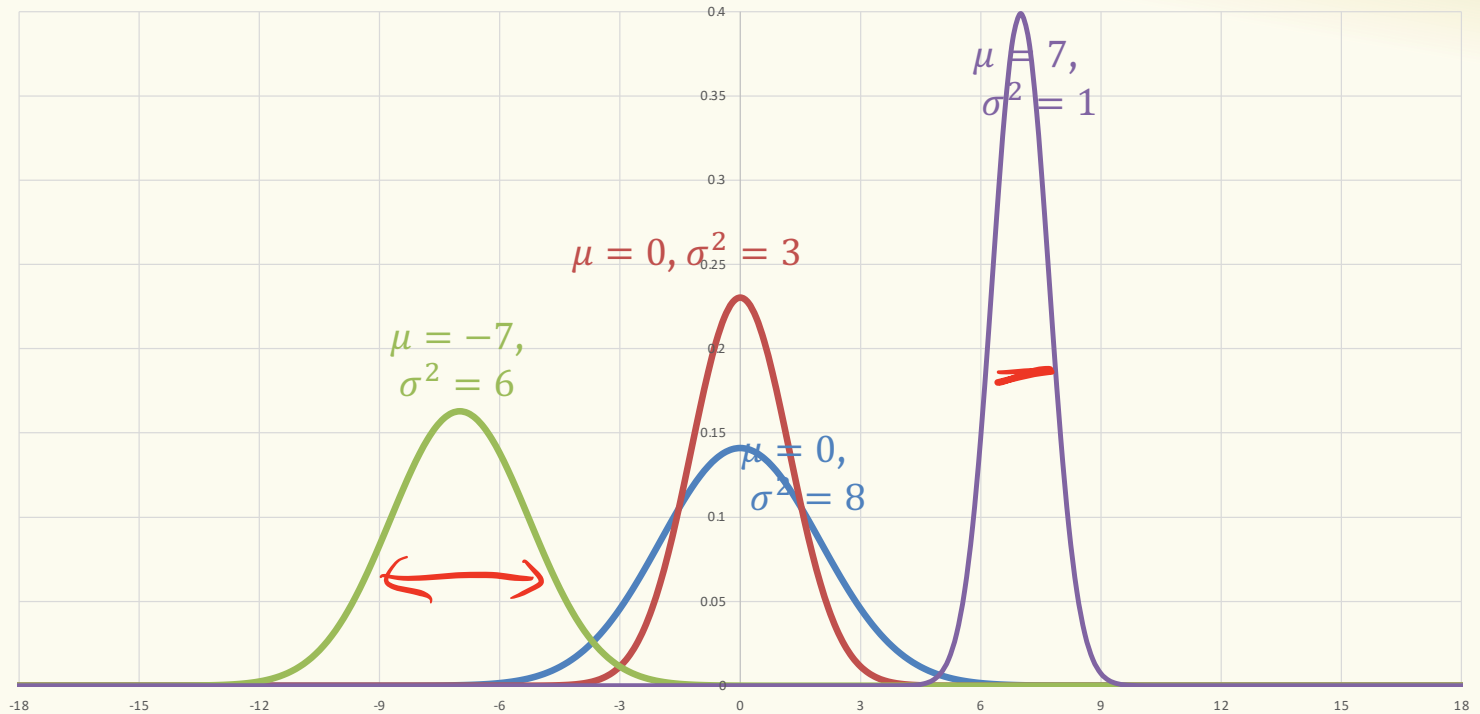
$$\int_{-\infty}^{\infty} f_X(x) dx = 1$$



Carl Friedrich  
Gauss

# The Normal Distribution

Aka a “Bell Curve” (imprecise name)





X

$aX + b$

## Shifting and Scaling – turning one normal dist into another

**Fact.** If  $X \sim \mathcal{N}(\mu, \sigma^2)$ , then  $Y = aX + b \sim \mathcal{N}(a\mu + b, a^2\sigma^2)$

**Proof.**  $\mathbb{E}(Y) = a \mathbb{E}(X) + b = a\mu + b$

$\text{Var}(Y) = a^2 \text{Var}(X) = a^2\sigma^2$

Can show with algebra that the PDF of  $Y = aX + b$  is still normal.

Note:  $\frac{X - \mu}{\sigma} \sim \mathcal{N}(0, 1)$

standard normal

## CDF of normal distribution

**Fact.** If  $X \sim \mathcal{N}(\mu, \sigma^2)$ , then  $Y = aX + b \sim \mathcal{N}(a\mu + b, a^2\sigma^2)$


**Standard (unit) normal**  $Z \sim \mathcal{N}(0, 1)$

**CDF.**  $\Phi(z) = \mathbb{P}(Z \leq z) = \frac{1}{\sqrt{2\pi}} \int_{-\infty}^z e^{-x^2/2} dx$  for  $Z \sim \mathcal{N}(0, 1)$

Note:  $\Phi(z)$  has no closed form – generally given via tables

$$\Pr(Z \leq -1.35)$$

$$z \geq 0$$



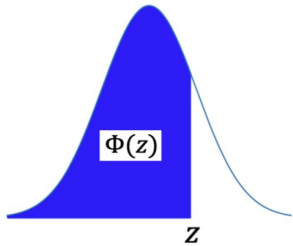
### Table of $\Phi(z)$ CDF of Standard Normal Distn

$$\Pr(Z \leq 1.35) = 0.91149$$

$$\Pr(Z \leq 2.31) = 0.98956$$

$\Phi$  Table:  $\mathbb{P}(Z \leq z)$  when  $Z \sim \mathcal{N}(0,1)$

$z$	0.00	0.01	0.02	0.03	0.04	0.05	0.06	0.07	0.08	0.09
0.0	0.5	0.50399	0.50798	0.51197	0.51595	0.51994	0.52392	0.5279	0.53188	0.53586
0.1	0.53983	0.5438	0.54776	0.55172	0.55567	0.55962	0.56356	0.56749	0.57142	0.57535
0.2	0.57926	0.58317	0.58706	0.59095	0.59483	0.59871	0.60257	0.60642	0.61026	0.61409
0.3	0.61791	0.62172	0.62552	0.6293	0.63307	0.63683	0.64058	0.64431	0.64803	0.65173
0.4	0.65542	0.6591	0.66276	0.6664	0.67003	0.67364	0.67724	0.68082	0.68439	0.68793
0.5	0.69146	0.69497	0.69847	0.70194	0.7054	0.70884	0.71226	0.71566	0.71904	0.7224
0.6	0.72575	0.72907	0.73237	0.73565	0.73891	0.74215	0.74537	0.74857	0.75175	0.7549
0.7	0.75804	0.76115	0.76424	0.7673	0.77035	0.77337	0.77637	0.77935	0.7823	0.78524
0.8	0.78814	0.79103	0.79389	0.79673	0.79955	0.80234	0.80511	0.80785	0.81057	0.81327
0.9	0.81594	0.81859	0.82121	0.82381	0.82639	0.82894	0.83147	0.83398	0.83646	0.83891
1.0	0.84134	0.84375	0.84614	0.84849	0.85083	0.85314	0.85543	0.85769	0.85993	0.86214
1.1	0.86433	0.8665	0.86864	0.87076	0.87286	0.87493	0.87698	0.879	0.881	0.88298
1.2	0.88493	0.88686	0.88877	0.89065	0.89251	0.89435	0.89617	0.89796	0.89973	0.90147
1.3	0.9032	0.9049	0.90658	0.90824	0.90988	0.91149	0.91309	0.91466	0.91621	0.91774
1.4	0.91924	0.92073	0.9222	0.92364	0.92507	0.92647	0.92785	0.92922	0.93056	0.93189
1.5	0.93319	0.93448	0.93574	0.93699	0.93822	0.93943	0.94062	0.94179	0.94295	0.94408
1.6	0.9452	0.9463	0.94738	0.94845	0.9495	0.95053	0.95154	0.95254	0.95352	0.95449
1.7	0.95543	0.95637	0.95728	0.95818	0.95907	0.95994	0.9608	0.96164	0.96246	0.96327
1.8	0.96407	0.96485	0.96562	0.96638	0.96712	0.96784	0.96856	0.96926	0.96995	0.97062
1.9	0.97128	0.97193	0.97257	0.9732	0.97381	0.97441	0.975	0.97558	0.97615	0.9767
2.0	0.97725	0.97778	0.97831	0.97882	0.97932	0.97982	0.9803	0.98077	0.98124	0.98169
2.1	0.98214	0.98257	0.983	0.98341	0.98382	0.98422	0.98461	0.985	0.98537	0.98574
2.2	0.9861	0.98645	0.98679	0.98713	0.98745	0.98778	0.98809	0.9884	0.9887	0.98899
2.3	0.98928	0.98956	0.98983	0.9901	0.99036	0.99061	0.99086	0.99111	0.99134	0.99158
2.4	0.9918	0.99202	0.99224	0.99245	0.99266	0.99286	0.99305	0.99324	0.99343	0.99361
2.5	0.99379	0.99396	0.99413	0.9943	0.99446	0.99461	0.99477	0.99492	0.99506	0.9952
2.6	0.99534	0.99547	0.9956	0.99573	0.99585	0.99598	0.99609	0.99621	0.99632	0.99643
2.7	0.99653	0.99664	0.99674	0.99683	0.99693	0.99702	0.99711	0.9972	0.99728	0.99736
2.8	0.99744	0.99752	0.9976	0.99767	0.99774	0.99781	0.99788	0.99795	0.99801	0.99807
2.9	0.99813	0.99819	0.99825	0.99831	0.99836	0.99841	0.99846	0.99851	0.99856	0.99861
3.0	0.99865	0.99869	0.99874	0.99878	0.99882	0.99886	0.99889	0.99893	0.99896	0.999



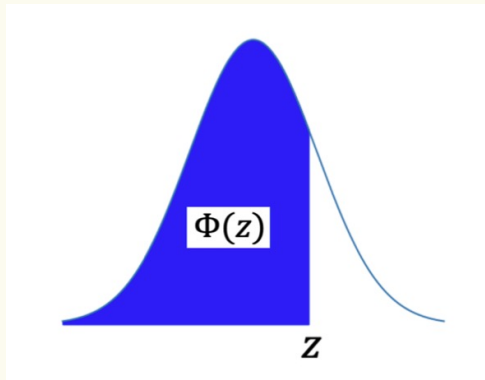
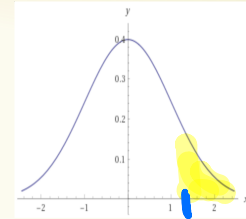
$$\Pr(Z \leq 3.09) = 0.99$$

$$\Pr(Z \leq 1.35) \\ = \underline{0.91149}$$

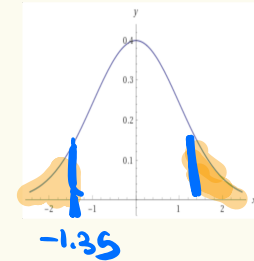
$$\Pr(X \leq a) \\ = \Pr(X < a)$$

## The Standard Normal CDF

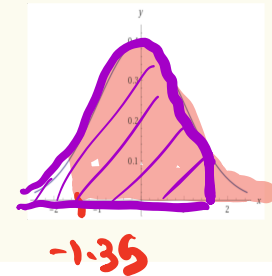
$$\Pr(Z \geq 1.35) \\ = \underline{1 - \Pr(Z < 1.35)}$$



$$\Pr(Z \leq -1.35) \\ = 1 - \Pr(Z < 1.35)$$



$$\Pr(Z > -1.35) \\ = \Pr(Z \leq 1.35)$$



## Agenda

- Normal Distribution
- Practice with Normals ◀
- Central Limit Theorem (CLT)

$$X \sim \mathcal{N}(\mu, \sigma^2) \quad \frac{X - \mu}{\sigma} \sim \mathcal{N}(0, 1)$$

### Example

Let  $X \sim \mathcal{N}(0.4, 4)$ .

$$\begin{aligned}\mu &= 0.4 \\ \sigma^2 &= 4 \\ \sigma &= 2\end{aligned}$$

$$\begin{aligned}\mathbb{P}(X \leq 1.2) &= \Pr\left(\frac{X - 0.4}{2} \leq \frac{1.2 - 0.4}{2}\right) \\ &= \Pr\left(\frac{X - 0.4}{2} \leq \frac{1.2 - 0.4}{2}\right)\end{aligned}$$

$$Z \sim \mathcal{N}(0, 1)$$

$$= \Pr(Z \leq 0.4) = 0.65542$$

## Example

Let  $X \sim \mathcal{N}(0.4, 4 = 2^2)$ .

$$\begin{aligned}\mathbb{P}(X \leq 1.2) &= \mathbb{P}\left(\frac{X - 0.4}{2} \leq \frac{1.2 - 0.4}{2}\right) \\ &= \mathbb{P}\left(\frac{X - 0.4}{2} \leq 0.4\right) = \Phi(0.4) \approx 0.6554\end{aligned}$$

$\sim \mathcal{N}(0, 1)$

0.1	0.5398	0.5438
0.2	0.5793	0.5832
0.3	0.6179	0.6217
0.4	0.6554	0.6591
0.5	0.6915	0.6950
0.6	0.7257	0.7291
0.7	0.7580	0.7611

## Example

Let  $X \sim \mathcal{N}(3, 16)$ .

$$\begin{aligned} \mu &= 3 \\ \sigma^2 &= 16 \\ \sigma &= 4 \end{aligned}$$

$$\mathbb{P}(2 < X < 5)$$

$$= \Pr\left(\frac{2-3}{4} < \frac{X-3}{4} < \frac{5-3}{4}\right)$$

$$Z \sim \mathcal{N}(0, 1)$$

$$= \Pr\left(-\frac{1}{4} < Z < \frac{1}{2}\right)$$

$$= \Phi\left(\frac{1}{2}\right) - \Phi\left(-\frac{1}{4}\right)$$

$$= \Phi\left(\frac{1}{2}\right) - \left(1 - \Phi\left(\frac{1}{4}\right)\right) = \Phi\left(\frac{1}{2}\right) + \Phi\left(\frac{1}{4}\right) - 1$$



## Example

Let  $X \sim \mathcal{N}(3, 16)$ .

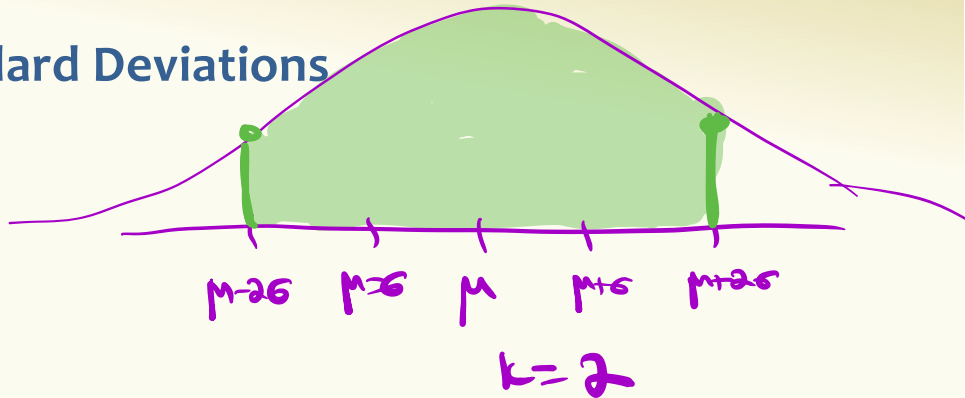
$$\begin{aligned}\mathbb{P}(2 < X < 5) &= \mathbb{P}\left(\frac{2 - 3}{4} < \frac{X - 3}{4} < \frac{5 - 3}{4}\right) \\ &= \mathbb{P}\left(-\frac{1}{4} < Z < \frac{1}{2}\right) \\ &= \Phi\left(\frac{1}{2}\right) - \Phi\left(-\frac{1}{4}\right) \\ &= \Phi\left(\frac{1}{2}\right) - \left(1 - \Phi\left(\frac{1}{4}\right)\right) \approx 0.29017\end{aligned}$$

## Example – Off by Standard Deviations

Let  $X \sim \mathcal{N}(\mu, \sigma^2)$ .

$$\mathbb{P}(|X - \mu| < k\sigma) =$$

$\rightarrow \alpha$



$$\Pr(-k\sigma < X - \mu < k\sigma)$$

$$= \Pr\left(-k < \frac{X - \mu}{\sigma} < k\right)$$

$$= \Pr(-k < Z < k)$$

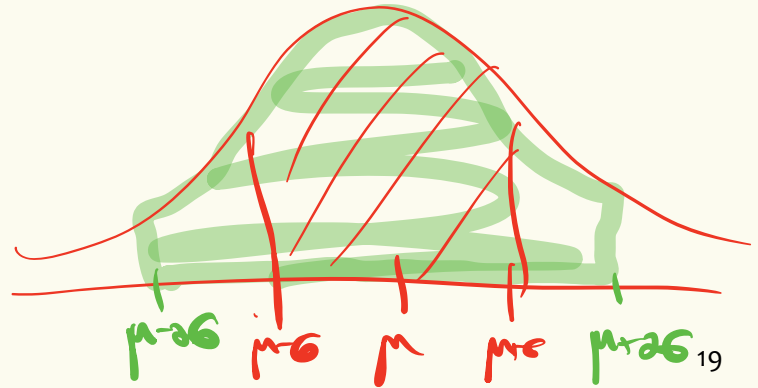
$$\Pr(|X - \mu| < 2\sigma)$$

## Example – Off by Standard Deviations

Let  $X \sim \mathcal{N}(\mu, \sigma^2)$ .

$$\begin{aligned}\mathbb{P}(|X - \mu| < k\sigma) &= \mathbb{P}\left(\frac{|X - \mu|}{\sigma} < k\right) = \\ &= \mathbb{P}\left(-k < \frac{X - \mu}{\sigma} < k\right) = \Phi(k) - \Phi(-k)\end{aligned}$$

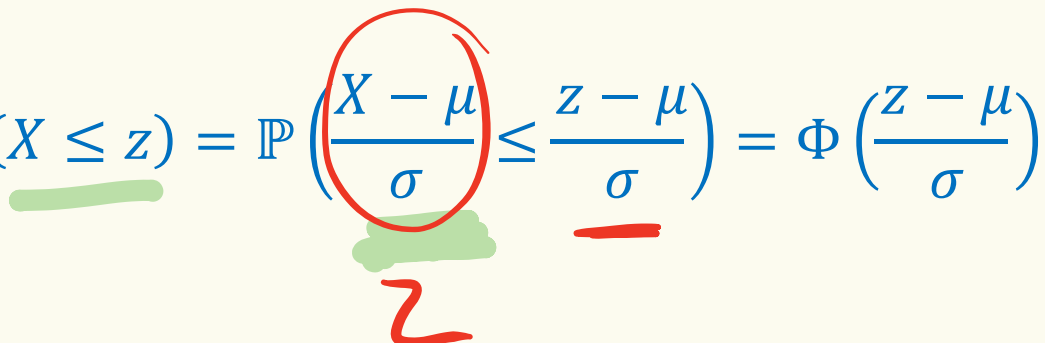
e.g.  $k = 1$ : 68%,  $k = 2$ : 95%,  $k = 3$ : 99%



## Summary of procedure for doing calculations with normal r.v.

If  $X \sim \mathcal{N}(\mu, \sigma^2)$ , then  $\frac{X - \mu}{\sigma} \sim \mathcal{N}(0, 1)$

Therefore,

$$F_X(z) = \mathbb{P}(X \leq z) = \mathbb{P}\left(\frac{X - \mu}{\sigma} \leq \frac{z - \mu}{\sigma}\right) = \Phi\left(\frac{z - \mu}{\sigma}\right)$$


## CDF of normal distribution

**Fact.** If  $X \sim \mathcal{N}(\mu, \sigma^2)$ , then  $Y = aX + b \sim \mathcal{N}(a\mu + b, a^2\sigma^2)$

**Standard (unit) normal  $Z \sim \mathcal{N}(0, 1)$**

**CDF.**  $\Phi(z) = \mathbb{P}(Z \leq z) = \frac{1}{\sqrt{2\pi}} \int_{-\infty}^z e^{-x^2/2} dx$  for  $Z \sim \mathcal{N}(0, 1)$

Note:  $\Phi(z)$  has no closed form – generally given via tables

If  $X \sim \mathcal{N}(\mu, \sigma^2)$ , then  $F_X(z) = \mathbb{P}(X \leq z) = \mathbb{P}\left(\frac{X-\mu}{\sigma} \leq \frac{z-\mu}{\sigma}\right) = \Phi\left(\frac{z-\mu}{\sigma}\right)$

$$X \sim \mathcal{N}(\mu, \sigma^2)$$

$$Y = -X \sim \mathcal{N}(-\mu, \sigma^2)$$

## Closure of the normal -- under addition



**Fact.** If  $X \sim \mathcal{N}(\mu_X, \sigma_X^2)$ ,  $Y \sim \mathcal{N}(\mu_Y, \sigma_Y^2)$  (both independent normal RV) then  $aX + bY + c \sim \mathcal{N}(a\mu_X + b\mu_Y + c, a^2\sigma_X^2 + b^2\sigma_Y^2)$

Note: The special thing is that the sum of normal RVs is still a normal RV.

The values of the expectation and variance is not surprising.

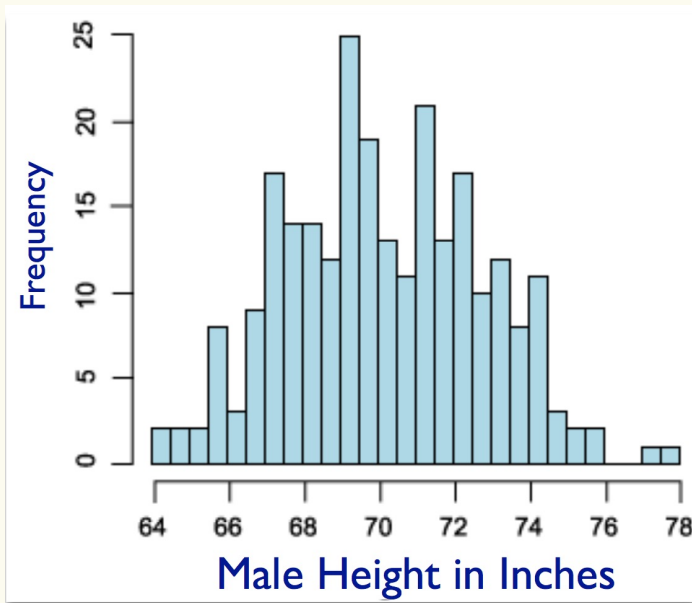
- Linearity of expectation (always true)
- When  $X$  and  $Y$  are independent,  $\text{Var}(aX + bY) = a^2\text{Var}(X) + b^2\text{Var}(Y)$

## Agenda

- Normal Distribution
- Practice with Normals
- Central Limit Theorem (CLT) ◀

## Gaussian in Nature

Empirical distribution of collected data often resembles a Gaussian ...



e.g. Height distribution resembles Gaussian.

R.A.Fisher (1918) observed that the height is likely the outcome of the sum of many independent random parameters, i.e., can be written as

$$X = X_1 + \dots + X_n$$



## Sum of Independent RVs

i.i.d. = independent and identically distributed

$X_1, \dots, X_n$  i.i.d. with expectation  $\mu$  and variance  $\sigma^2$

Define

$$S_n = X_1 + \dots + X_n$$

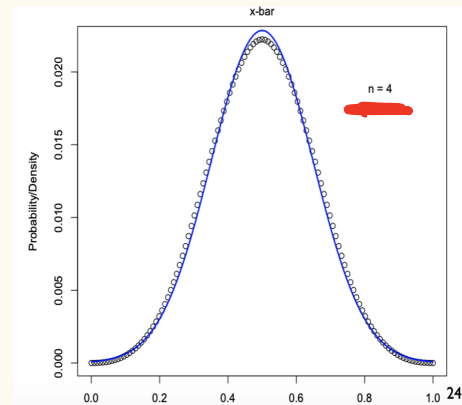
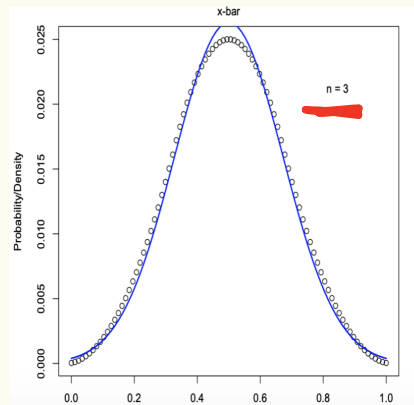
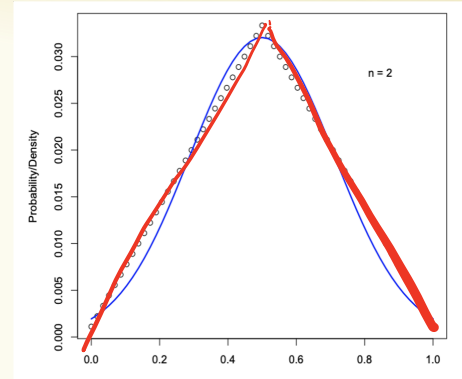
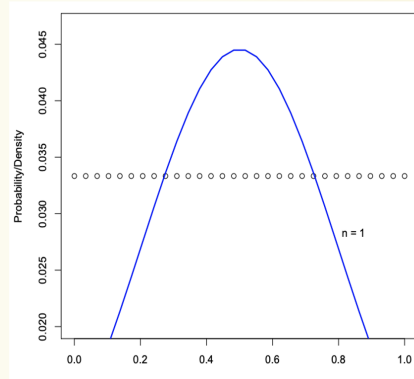
$$\mathbb{E}(S_n) = \mathbb{E}(X_1) + \dots + \mathbb{E}(X_n) = n\mu$$

$$\text{Var}(S_n) = \text{Var}(X_1) + \dots + \text{Var}(X_n) = n\sigma^2$$

indep. r.v.,

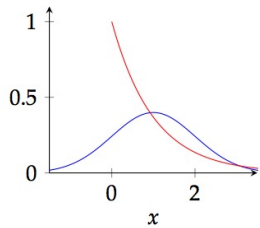
**Empirical observation:**  $S_n$  looks like a normal RV as  $n$  grows.

# CLT (Idea)

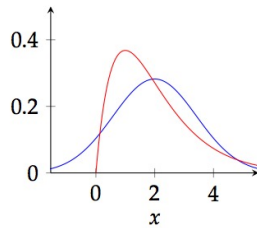


From: <https://courses.cs.washington.edu/courses/cse312/17wi/slides/10limits.pdf>

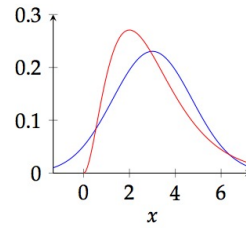
# Sum of i.i.d. exponential random variables (param 1)



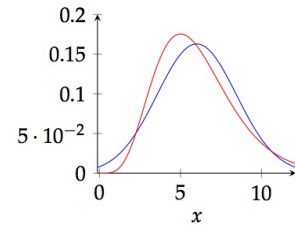
(a)  $n = 1$



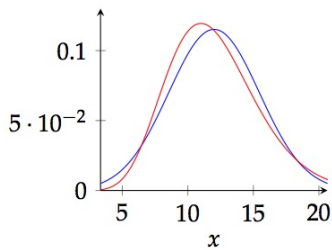
(b)  $n = 2$



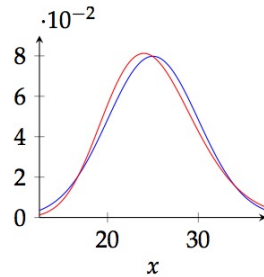
(c)  $n = 3$



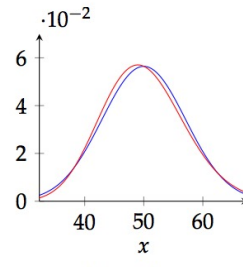
(d)  $n = 6$



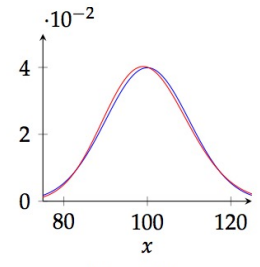
(e)  $n = 12$



(f)  $n = 25$



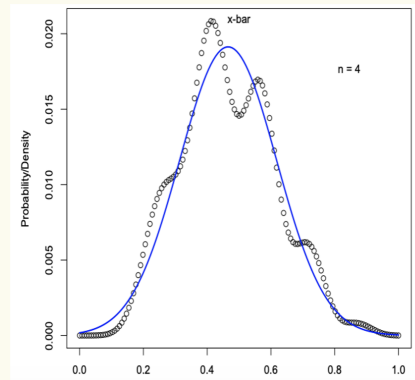
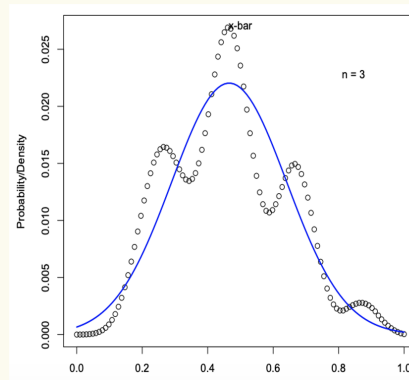
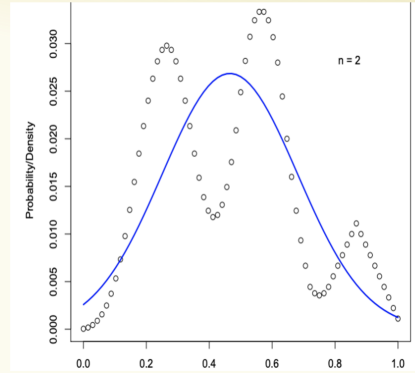
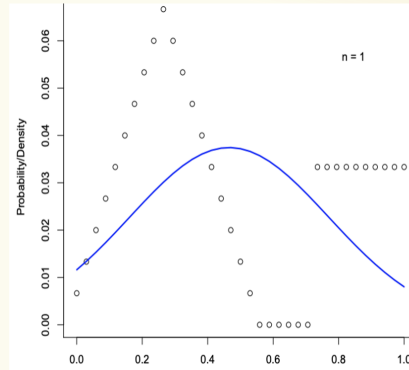
(g)  $n = 50$



(h)  $n = 100$

$$Pr(X+Y = 6) = \sum_{i=1}^5 Pr(X=i, Y=6-i)$$

## CLT (Idea)



From: <https://courses.cs.washington.edu/courses/cse312/17wi/slides/10limits.pdf>

## Central Limit Theorem

$X_1, \dots, X_n$  i.i.d., each with expectation  $\mu$  and variance  $\sigma^2$

Define  $S_n = X_1 + \dots + X_n$  and

$$Y_n = \frac{S_n - n\mu}{\sigma\sqrt{n}}$$

$$\begin{aligned} E(S_n) &= n\mu \\ \text{Var}(S_n) &= n\sigma^2 \\ Y_n &= \frac{S_n - E(S_n)}{\sigma(S_n)} \\ \text{std dev}(S_n) &= \sqrt{n}\sigma \end{aligned}$$

$$E(Y_n) = 0$$

$$\text{Var}(Y_n) = 1$$

$S_n$  r.v.

$$\frac{X - \mu}{\sigma}$$

$$E\left(\frac{X - \mu}{\sigma}\right) = 0$$

Var( $\frac{S_n - n\mu}{\sigma\sqrt{n}}$ ) = 1

## Central Limit Theorem

$X_1, \dots, X_n$  i.i.d., each with expectation  $\mu$  and variance  $\sigma^2$

Define  $S_n = X_1 + \dots + X_n$  and

$$Y_n = \frac{S_n - n\mu}{\sigma\sqrt{n}}$$

$$\mathbb{E}(Y_n) = \frac{1}{\sigma\sqrt{n}} (\mathbb{E}(S_n) - n\mu) = \frac{1}{\sigma\sqrt{n}} (n\mu - n\mu) = 0$$

$$\text{Var}(Y_n) = \frac{1}{\sigma^2 n} (\text{Var}(S_n - n\mu)) = \frac{\text{Var}(S_n)}{\sigma^2 n} = \frac{\sigma^2 n}{\sigma^2 n} = 1$$

# Central Limit Theorem

finite mean  
ges finite var

$$Y_n = \frac{X_1 + \dots + X_n - n\mu}{\sigma\sqrt{n}}$$

**Theorem. (Central Limit Theorem)** The CDF of  $Y_n$  converges to the CDF of the standard normal  $\mathcal{N}(0,1)$ , i.e.,

$$\lim_{n \rightarrow \infty} \mathbb{P}(Y_n \leq y) = \frac{1}{\sqrt{2\pi}} \int_{-\infty}^y e^{-x^2/2} dx$$

$$= \Phi(y) \\ = \Pr(Z \leq y) \\ \uparrow \\ \mathcal{N}(0,1)$$

## Central Limit Theorem

$$Y_n = \frac{X_1 + \dots + X_n - n\mu}{\sigma\sqrt{n}}$$

**Theorem. (Central Limit Theorem)** The CDF of  $Y_n$  converges to the CDF of the standard normal  $\mathcal{N}(0,1)$ , i.e.,

$$\lim_{n \rightarrow \infty} \mathbb{P}(Y_n \leq y) = \frac{1}{\sqrt{2\pi}} \int_{-\infty}^y e^{-x^2/2} dx$$

Also stated as:

- $\lim_{n \rightarrow \infty} Y_n \rightarrow \mathcal{N}(0,1)$
- $\lim_{n \rightarrow \infty} \frac{1}{n} \sum_{i=1}^n X_i \rightarrow \mathcal{N}\left(\mu, \frac{\sigma^2}{n}\right)$  where  $\mu = E[X_i]$  and  $\sigma^2 = \text{Var}(X_i)$

$$E\left(\frac{1}{n} \sum_{i=1}^n X_i\right) = \mu$$

$$\text{Var}\left(\frac{1}{n} \sum_{i=1}^n X_i\right) = \frac{\sigma^2}{n}$$



$$= \frac{1}{n^2} \text{Var}(\sum_{i=1}^n X_i) = \frac{1}{n^2} \cdot n \sigma^2 = \frac{\sigma^2}{n}$$

## Central Limit Theorem

$$Y_n = \frac{X_1 + \dots + X_n - n\mu}{\sigma\sqrt{n}}$$

**Theorem. (Central Limit Theorem)** The CDF of  $Y_n$  converges to the CDF of the standard normal  $\mathcal{N}(0,1)$ , i.e.,

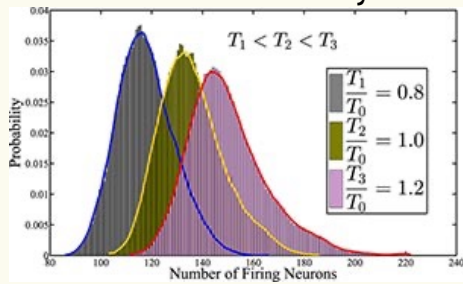
$$\lim_{n \rightarrow \infty} \mathbb{P}(Y_n \leq y) = \frac{1}{\sqrt{2\pi}} \int_{-\infty}^y e^{-x^2/2} dx$$

Also stated as:

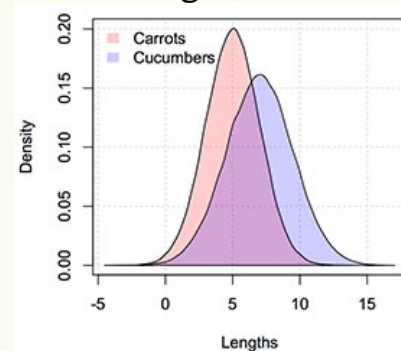
- $\lim_{n \rightarrow \infty} Y_n \rightarrow \mathcal{N}(0,1)$
- $\lim_{n \rightarrow \infty} \frac{1}{n} \sum_{i=1}^n X_i \rightarrow \mathcal{N}\left(\mu, \frac{\sigma^2}{n}\right)$  where  $\mu = E[X_i]$  and  $\sigma^2 = \text{Var}(X_i)$

# CLT → Normal Distribution EVERYWHERE

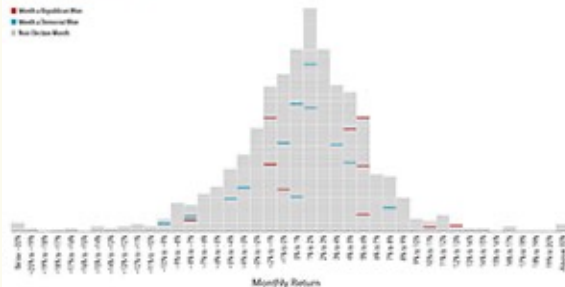
## Neuron Activity



## Vegetables



## S&P 500 Returns after Elections



Examples from:  
<https://galtonboard.com/probabilityexamplesinlife>

