


Real world 2 due tonight
Real world 1 won't be back in



Tail Bounds

CSE 312 Spring 21
Lecture 22

Joint Expectation

$$f_{X,Y}(x,y) = \mathbb{P}(X=x, Y=y)$$

Expectations of joint functions

For a function $g(X, Y)$, the expectation can be written in terms of the joint pmf.

$$\mathbb{E}[g(X, Y)] = \sum_{x \in \Omega_X} \sum_{y \in \Omega_Y} \underbrace{g(x, y)} \cdot \underbrace{f_{XY}(x, y)}$$

This definition hopefully isn't surprising at this point (it's the value of g times the probability g takes on that value), but it's good to

Conditional Expectation

Waaaaaay back when, we said conditioning on an event creates a new probability space, with all the laws holding.

So we can define things like “conditional expectations” which is the expectation of a random variable in that new probability space.

$$\mathbb{P}(x) = \frac{\mathbb{P}(x \cap E)}{\mathbb{P}(E)}$$

$$\mathbb{E}[X|E] = \sum_{x \in \Omega} x \cdot \mathbb{P}(X = x|E)$$

$$\mathbb{E}[X|Y = y] = \sum_{x \in \Omega_X} x \cdot \mathbb{P}(X = x|Y = y)$$

Conditional Expectations

All your favorite theorems are still true.

For example, linearity of expectation still holds

$$\mathbb{E}[(aX + bY + c) | E] = a\mathbb{E}[X|E] + b\mathbb{E}[Y|E] + c$$

Law of Total Expectation

Let A_1, A_2, \dots, A_k be a partition of the sample space, then

$$\mathbb{E}[X] = \sum_{i=1}^k \mathbb{E}[X|A_i] \mathbb{P}(A_i)$$

Let X, Y be discrete random variables, then

$$\mathbb{E}[X] = \sum_{y \in \Omega_Y} \mathbb{E}[X|Y = y] \mathbb{P}(Y = y)$$

Similar in form to law of total probability, and the proof goes that way as well.

$$\Rightarrow \mathbb{P}(X = x) = \sum_{i=1}^k \mathbb{P}(X = x | A_i) \mathbb{P}(A_i)$$

LTE

You will flip 2 (independent, fair coins). Call the number of heads X . Then (independently of the coin flips) draw an exponential random variable Y from the distribution $\text{Exp}(X + 1)$.

What is $\mathbb{E}[Y]$?

$$\begin{array}{l} \mathbb{E}[Y | X=0] \\ \mathbb{E}[Y | X=1] \\ \mathbb{E}[Y | X=2] \end{array} \quad \begin{array}{l} \text{then } Y \sim \text{Exp}(1) \rightarrow \\ \text{Exp}(2) \rightarrow \\ \text{Exp}(3) \rightarrow \end{array} \quad \begin{array}{l} \mathbb{E}[Y | X=0] = \frac{1}{1} \\ \frac{1}{2} \\ \frac{1}{3} \end{array}$$

$$\mathbb{E}[Y] = \sum_{k=0}^2 \mathbb{E}[Y | X=k] \cdot P(X=k) = \frac{1}{4} \cdot 1 + \frac{1}{2} \cdot \frac{1}{2} + \frac{1}{4} \cdot \frac{1}{3} =$$

LTE

You will flip 2 (independent, fair coins). Call the number of heads X . Then (independently of the coin flips) draw an exponential random variable Y from the distribution $\text{Exp}(X + 1)$.

What is $\mathbb{E}[Y]$?

$$\rightarrow \mathbb{E}[\text{exp w.p. } z] = \frac{1}{z}$$

$\mathbb{E}[Y]$

$$= \mathbb{E}[Y|X = 0]\mathbb{P}(X = 0) + \mathbb{E}[Y|X = 1]\mathbb{P}(X = 1) + \mathbb{E}[Y|X = 2]\mathbb{P}(X = 2)$$

$$= \mathbb{E}[Y|X = 0] \cdot \frac{1}{4} + \mathbb{E}[Y|X = 1] \cdot \frac{1}{2} + \mathbb{E}[Y|X = 2] \cdot \frac{1}{4}$$

$$= \frac{1}{0+1} \cdot \frac{1}{4} + \frac{1}{1+1} \cdot \frac{1}{2} + \frac{1}{2+1} \cdot \frac{1}{4} = \frac{7}{12}$$

Analogues for continuous

Everything we saw today has a continuous version.

There are “no surprises”– replace pmf with pdf and sums with integrals.

	Discrete	Continuous
Joint PMF/PDF	$p_{X,Y}(x, y) = P(X = x, Y = y)$	$f_{X,Y}(x, y) \neq P(X = x, Y = y)$
Joint CDF	$F_{X,Y}(x, y) = \sum_{t \leq x} \sum_{s \leq y} p_{X,Y}(t, s)$	$F_{X,Y}(x, y) = \int_{-\infty}^x \int_{-\infty}^y f_{X,Y}(t, s) ds dt$
Normalization	$\sum_x \sum_y p_{X,Y}(x, y) = 1$	$\int_{-\infty}^{\infty} \int_{-\infty}^{\infty} f_{X,Y}(x, y) dx dy = 1$
Marginal PMF/PDF	$p_X(x) = \sum_y p_{X,Y}(x, y)$	$f_X(x) = \int_{-\infty}^{\infty} f_{X,Y}(x, y) dy$
Expectation	$E[g(X, Y)] = \sum_x \sum_y g(x, y) p_{X,Y}(x, y)$	$E[g(X, Y)] = \int_{-\infty}^{\infty} \int_{-\infty}^{\infty} g(x, y) f_{X,Y}(x, y) dx dy$
Conditional PMF/PDF	$p_{X Y}(x y) = \frac{p_{X,Y}(x, y)}{p_Y(y)}$	$f_{X Y}(x y) = \frac{f_{X,Y}(x, y)}{f_Y(y)}$
Conditional Expectation	$E[X Y = y] = \sum_x x p_{X Y}(x y)$	$E[X Y = y] = \int_{-\infty}^{\infty} x f_{X Y}(x y) dx$
Independence	$\forall x, y, p_{X,Y}(x, y) = p_X(x) p_Y(y)$	$\forall x, y, f_{X,Y}(x, y) = f_X(x) f_Y(y)$

Covariance

We sometimes want to measure how “intertwined” X and Y are – how much knowing about one of them will affect the other.

If X turns out “big” how likely is it that Y will be “big” how much do they “vary together”

Covariance

$$\text{Cov}(X, Y) = \mathbb{E}[(X - \mathbb{E}[X])(Y - \mathbb{E}[Y])] = \mathbb{E}[XY] - \mathbb{E}[X]\mathbb{E}[Y]$$

Covariance

$$\text{Var}(X + Y) = \text{Var}(X) + \text{Var}(Y) + 2\text{Cov}(X, Y)$$

That's consistent with our previous knowledge for independent variables. (for X, Y independent, $\mathbb{E}[XY] = \mathbb{E}[X]\mathbb{E}[Y]$).

You and your friend are playing a game, you flip a coin: if heads you pay your friend a dollar, if tails they pay you a dollar. Let X be your profit and Y be your friend's profit.

What is $\text{Var}(X + Y)$?

Covariance

You and your friend are playing a game, you flip a coin: if heads you pay your friend a dollar, if tails they pay you a dollar. Let X be your profit and Y be your friend's profit.

What is $\text{Var}(X + Y)$?

$$\text{Var}(X) = \text{Var}(Y) = \mathbb{E}[X^2] - (\mathbb{E}[X])^2 = 1 - 0^2 = 1$$

$$\text{Cov}(X, Y) = \mathbb{E}[XY] - \mathbb{E}[X]\mathbb{E}[Y]$$

$$\mathbb{E}[XY] = \frac{1}{2} \cdot (-1 \cdot 1) + \frac{1}{2} (1 \cdot -1) = -1$$

$$\text{Cov}(X, Y) = -1 - 0 \cdot 0 = -1.$$

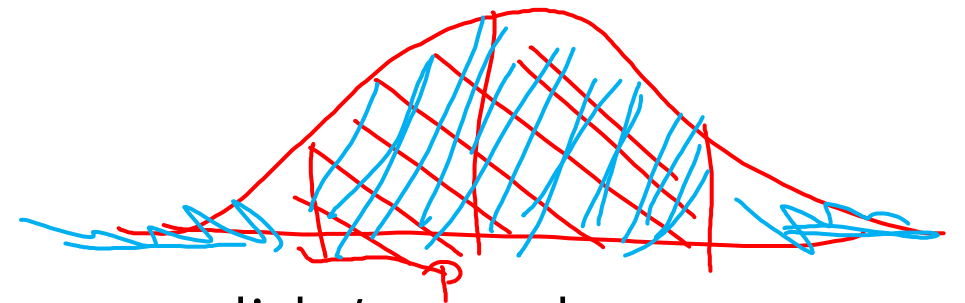
$$\text{Var}(X + Y) = 1 + 1 + 2 \cdot -1 = 0$$



Tail Bounds



What's a Tail Bound?



When we were finding our margin of error, we didn't need an exact calculation of the probability.

We needed an inequality: the probability of being outside the margin of error was **at most 5%**.

A tail bound (or concentration inequality) is a statement that bounds the probability in the "tails" of the distribution (says there's very little probability far from the center) or (equivalently) says that the probability is concentrated near the expectation.

Our First bound

Two statements are equivalent.
Left form is often easier to use.
Right form is more intuitive.

Markov's Inequality

Let X be a random variable supported (only) on non-negative numbers. For any $t > 0$

$$\mathbb{P}(X \geq t) \leq \frac{\mathbb{E}[X]}{t}$$

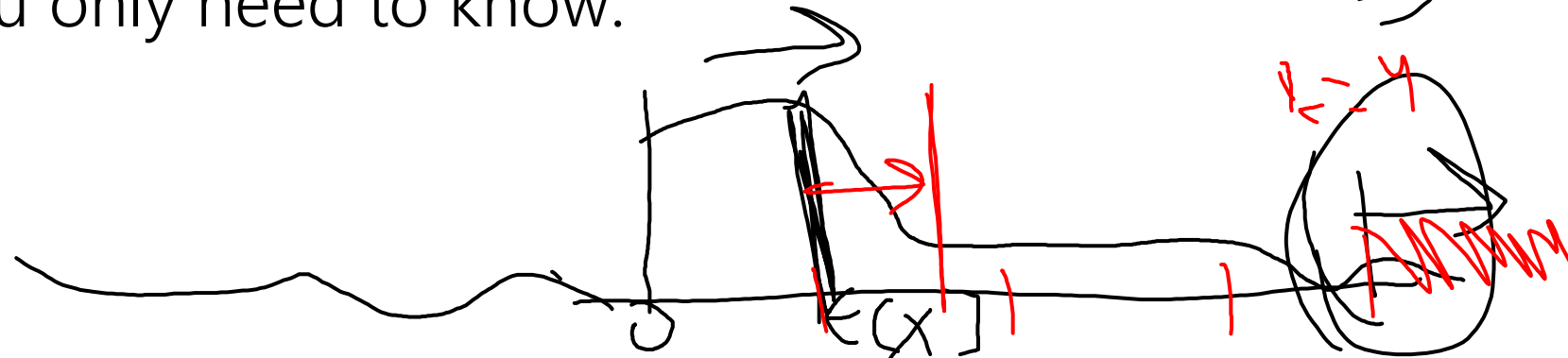
Markov's Inequality

Let X be a random variable supported (only) on non-negative numbers. For any $k > 0$

$$\mathbb{P}(X \geq k\mathbb{E}[X]) \leq \frac{1}{k}$$

To apply this bound you only need to know:

1. it's non-negative
2. Its expectation.



Proof

$$\begin{aligned}\mathbb{E}[X] &= \sum_{x \in \Omega} x \cdot \mathbb{P}(X = x) \\ &= \sum_{x: x \geq t} x \cdot \mathbb{P}(X = x) + \sum_{x: x < t} x \cdot \mathbb{P}(X = x) \\ &\geq \sum_{x: x \geq t} x \cdot \mathbb{P}(X = x) + 0 \\ &\geq \sum_{x: x \geq t} t \cdot \mathbb{P}(X = x) \\ &= t \cdot \sum_{x: x \geq t} \mathbb{P}(X = x) \\ &= t \cdot \mathbb{P}(X \geq t)\end{aligned}$$

$x \geq 0$ whenever $\mathbb{P}(X = x) > 0$

Markov's Inequality

Let X be a random variable supported (only) on non-negative numbers. For any $t > 0$

$$\mathbb{P}(X \geq t) \leq \frac{\mathbb{E}[X]}{t}$$

Example with geometric RV

Suppose you roll a fair (6-sided) die until you see a 6. Let X be the number of rolls.

Bound the probability that $X \geq 12$

$$\mathbb{P}(X \geq 12) \leq \frac{\mathbb{E}[X]}{12} = \frac{6}{12} = \frac{1}{2}$$

Exact probability?

$$1 - \mathbb{P}(X < 12) \approx 1 - 0.865 = .135$$

Markov's Inequality

Let X be a random variable supported (only) on non-negative numbers. For any $t > 0$

$$\mathbb{P}(X \geq t) \leq \frac{\mathbb{E}[X]}{t}$$

A Second Example

Suppose the average number of ads you see on a website is 25. Give an upper bound on the probability of seeing a website with 75 or more ads.

polk.com / (see 312)

Markov's Inequality

Let X be a random variable supported (only) on non-negative numbers. For any $t > 0$

$$\mathbb{P}(X \geq t) \leq \frac{\mathbb{E}[X]}{t}$$

A Second Example

Suppose the average number of ads you see on a website is 25. Give an upper bound on the probability of seeing a website with 75 or more ads.

$$\mathbb{P}(X \geq 75) \leq \frac{\mathbb{E}[X]}{75} = \frac{25}{75} = \frac{1}{3}$$

$$\begin{aligned} \mathbb{E}[X] &= \frac{1}{3} \cdot 75 + \frac{2}{3} \cdot 0 \\ &= 25 \end{aligned}$$

Markov's Inequality

Let X be a random variable supported (only) on non-negative numbers. For any $t > 0$

$$\mathbb{P}(X \geq t) \leq \frac{\mathbb{E}[X]}{t}$$

Useless Example

Suppose the average number of ads you see on a website is 25. Give an upper bound on the probability of seeing a website with 20 or more ads.

$$\mathbb{P}(X \geq 20) \leq \dots$$

Markov's Inequality

Let X be a random variable supported (only) on non-negative numbers. For any $t > 0$

$$\mathbb{P}(X \geq t) \leq \frac{\mathbb{E}[X]}{t}$$

Useless Example

Suppose the average number of ads you see on a website is 25. Give an upper bound on the probability of seeing a website with 20 or more ads.

$$\mathbb{P}(X \geq 20) \leq \frac{\mathbb{E}[X]}{20} = \frac{25}{20} = 1.25$$

Well, that's...true. Technically.

But without more information we couldn't hope to do much better. What if every page gives exactly 25 ads? Then the probability really is 1.

So...what do we do?

A better inequality!

We're trying to bound the tails of the distribution.

What parameter of a random variable describes the tails?

The variance!



Chebyshev's Inequality

Two statements are equivalent.
Left form is often easier to use.
Right form is more intuitive.

Chebyshev's Inequality

Let X be a random variable. For
any $t > 0$

$$\mathbb{P}(|X - \mathbb{E}[X]| \geq t) \leq \frac{\text{Var}(X)}{t^2}$$

Chebyshev's Inequality

Let X be a random variable. For
any $k > 0$

$$\mathbb{P}\left(|X - \mathbb{E}[X]| \geq k\sqrt{\text{Var}(X)}\right) \leq \frac{1}{k^2}$$

Proof of Chebyshev

Chebyshev's Inequality

Let X be a random variable. For any $t > 0$

$$\mathbb{P}(|X - \mathbb{E}[X]| \geq t) \leq \frac{\text{Var}(X)}{t^2}$$

Let $Z = X - \mathbb{E}[X]$

Markov's
Inequality

$$\mathbb{E}[Z] = 0$$

$$\mathbb{P}(|Z| \geq t) = \mathbb{P}(Z^2 \geq t^2) \leq \frac{\mathbb{E}[Z^2]}{t^2} = \frac{\mathbb{E}[Z^2] - (\mathbb{E}[Z])^2}{t^2} = \frac{\text{Var}(Z)}{t^2} = \frac{\text{Var}(X)}{t^2}$$

Inequalities are equivalent (square each side).

Z is just X shifted. Variance is unchanged.

Example with geometric RV

Suppose you roll a fair (6-sided) die until you see a 6. Let X be the number of rolls.

Bound the probability that $X \geq 12$

$$\mathbb{P}(X \geq 12) \leq \mathbb{P}(|X - 6| \geq 6) \leq \frac{\frac{5/6}{1/36}}{6^2} = \frac{5}{6}$$

Not any better than Markov ☹️

Chebyshev's Inequality

Let X be a random variable. For any $t > 0$

$$\mathbb{P}(|X - \mathbb{E}[X]| \geq t) \leq \frac{\text{Var}(X)}{t^2}$$

Example with geometric RV

Suppose you roll a fair (6-sided) die until you see a 6. Let X be the number of rolls.

Bound the probability that $X \geq 12$

$$\mathbb{P}(X \geq 12) \leq \mathbb{P}(|X - 6| \geq 6) \leq \frac{\frac{5/6}{1/36}}{6^2} = \frac{5}{6}$$

Not any better than Markov ☹️

Chebyshev's Inequality

Let X be a random variable. For any $t > 0$

$$\mathbb{P}(|X - \mathbb{E}[X]| \geq t) \leq \frac{\text{Var}(X)}{t^2}$$

Example with geometric RV

Let X be a geometric rv with parameter p

Bound the probability that $X \geq \frac{2}{p}$

$$\mathbb{P}(X \geq 2/p) \leq \mathbb{P}(|X - 1/p| \geq 1/p) \leq \frac{\frac{1-p}{p^2}}{1/p^2} = 1 - p$$

Markov gives:

$$\mathbb{P}\left(X \geq \frac{2}{p}\right) = \frac{\mathbb{E}[X]}{2/p} = \frac{1}{p} \cdot \frac{p}{2} = \frac{1}{2}.$$

For large p , Chebyshev is better.

Chebyshev's Inequality

Let X be a random variable. For any $t > 0$

$$\mathbb{P}(|X - \mathbb{E}[X]| \geq t) \leq \frac{\text{Var}(X)}{t^2}$$

Better Example

Suppose the average number of ads you see on a website is 25. And the variance of the number of ads is 16. Give an upper bound on the probability of seeing a website with 30 or more ads.

Better Example

Suppose the average number of ads you see on a website is 25. And the variance of the number of ads is 16. Give an upper bound on the probability of seeing a website with 30 or more ads.

$$\mathbb{P}(X \geq 30) \leq \mathbb{P}(|X - 25| \geq 5) \leq \frac{16}{25}$$

Chebyshev's – Repeated Experiments

How many coin flips (each head with probability p) are needed until you get n heads.

Let X be the number necessary. What is probability $X \geq 2n/p$?

Markov

Chebyshev

Chebyshev's – Repeated Experiments

How many coin flips (each head with probability p) are needed until you get n heads.

Let X be the number necessary. What is probability $X \geq 2n/p$?

Markov
$$\mathbb{P}\left(X \geq \frac{2n}{p}\right) \leq \frac{n/p}{2n/p} = \frac{1}{2}$$

Chebyshev
$$\mathbb{P}\left(X \geq \frac{2n}{p}\right) \leq \mathbb{P}\left(\left|X - \frac{n}{p}\right| \geq \frac{n}{p}\right) \leq \frac{\text{Var}(X)}{n^2/p^2} = \frac{n(1-p)/p^2}{n^2/p^2} = \frac{1-p}{n}$$

Tail Bounds – Takeaways

Useful when an experiment is complicated and you just need the probability to be small (you don't need the exact value).

Choosing a minimum n for a poll – don't need exact probability of failure, just to make sure it's small.

Designing probabilistic algorithms – just need a guarantee that they'll be extremely accurate

Learning more about the situation (e.g. learning variance instead of just mean) usually lets you get more accurate bounds.

Next time: more assumptions to get better bounds.