
CSE 331

Software Design & Implementation

Spring 2021

Section 7 – Dijkstra's algorithm; Model-View-Controller, HW7

Administrivia

- HW6 due today
 - Use a `DEBUG` flag to dial down an expensive `checkRep`
 - Revise your ADT with any feedback from HW5-2
- HW7 due one week from today (Thursday).
- Any questions?

Agenda

- Overview of HW7 – “Pathfinder”
- Dijkstra’s algorithm
- Model-View-Controller (MVC) design
- The campus dataset

HW7 – Pathfinder

A program to find the shortest walking routes through campus *ca.* 2006

- Network of walkways in campus constitutes a graph!

Homework progresses through 4 steps:

1. Modify your graph ADT to use generic types for node/edge labels
 - a. Update HW5 to use the generic graph ADT
 - b. Make sure all the HW5 tests pass!
 - c. Update HW6 to use the generic graph ADT
 - d. Make sure all the HW6 tests pass!
2. Implement Dijkstra's algorithm
 - Starter code gives a path ADT to store search result:
`pathfinder.datastructures.Path`
3. Run tests for your implementation of Dijkstra's algorithm
4. Complete starter code for the Pathfinder application

Dijkstra's algorithm



- Named for its inventor, Edsger Dijkstra (1930–2002)
 - Truly one of the “founders” of computer science
 - Just one of his many contributions
- Key idea: Proceed roughly like BFS, factoring in edge weights:
 - Track the path to each node with least-yet-seen cost
 - Shrink a set of pending nodes as they are visited
- A *priority queue* makes handling weights efficient and convenient
 - Helps track which node to process next
- **Note:** Dijkstra's algorithm requires all edge weights be nonnegative
 - (Other graph search algorithms can handle negative weights – see Bellman-Ford algorithm)

Priority queue

- A queue-like ADT that reorders elements by associated *priority*
 - Whichever element has the least priority dequeues next (not FIFO)
 - Priority of an element traditionally given as a separate integer
- Java provides a standard implementation, **PriorityQueue<E>**
 - Implements the **Queue<E>** interface but has distinct semantics
 - Enqueue (add) with the **add** method
 - Dequeue (remove highest priority) with the **poll** method
- **PriorityQueue<E>** uses comparison order for priority order
 - Default: class **E** implements **Comparable<E>**
 - May configure otherwise with a **Comparator<E>**

Priority queue – example

```
q = new PriorityQueue<Double>();
```

--	--	--

```
q.add(5.1);
```

5.1		
-----	--	--

```
q.add(4.2);
```

4.2	5.1	
-----	-----	--

```
q.add(0.3);
```

0.3	4.2	5.1
-----	-----	-----

```
q.poll(); // 0.3
```

4.2	5.1	
-----	-----	--

```
q.add(0.8);
```

0.8	4.2	5.1
-----	-----	-----

```
q.poll(); // 0.8
```

4.2	5.1	
-----	-----	--

```
q.add(20.4);
```

4.2	5.1	20.4
-----	-----	------

```
q.poll(); // 4.2
```

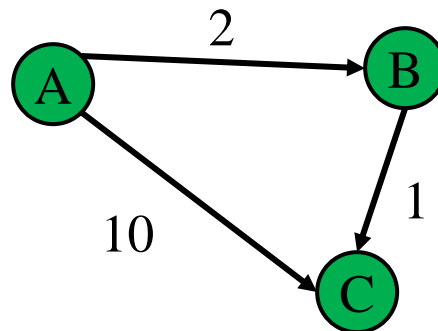
5.1	20.4	
-----	------	--

Finding the “shortest” path

- HW6 measured the “shortest” path by the number of its edges
 - So really, the path with the fewest edges (*i.e.*, fewest hops)
 - Implemented by breadth-first search (BFS)
 - Edge labels totally irrelevant (aside from our tie-breaking rules)
- In HW7, edge labels are numbers, called *weights*
 - Labeled graphs like that are called *weighted graphs*
 - An edge’s weight is considered its *cost* (think time, distance, price, ...)
- HW7 measured the “shortest” path by the total weight of its edges
 - So really, the path with the least cost
 - Find using *Dijkstra’s algorithm*
 - Edge weights crucially relevant

Dijkstra's algorithm

- **Main idea:** Start at the source node and find the shortest path to all reachable nodes.
 - This will include the shortest path to your destination!
- What is the shortest path from A to C for the given graph using Dijkstra's algorithm? Using BFS?



Dijkstra's algorithm – pseudocode

active = priority queue of paths.

finished = empty set of nodes.

add a path from start to itself to active

<inv ???> What would be a good invariant for this loop?

while active is non-empty:

minPath = **active.removeMin()**

 minDest = destination node in minPath

 if minDest is dest:

 return minPath

 if minDest is in finished:

 continue

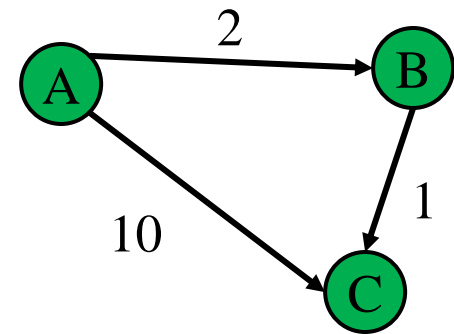
 for each edge $e = \langle \text{minDest}, \text{child} \rangle$:

 if child is not in finished:

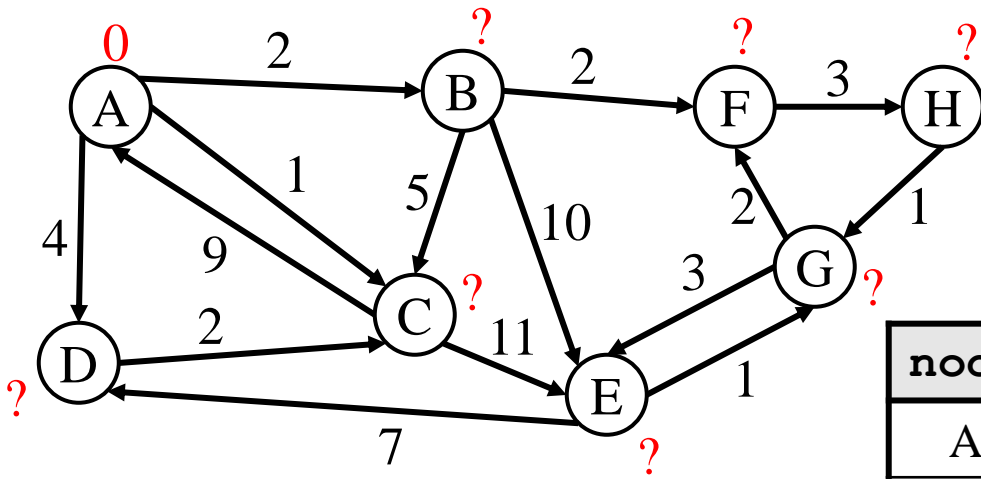
 newPath = minPath + e

 add newPath to active

 add minDest to finished



Dijkstra's algorithm – paths from A

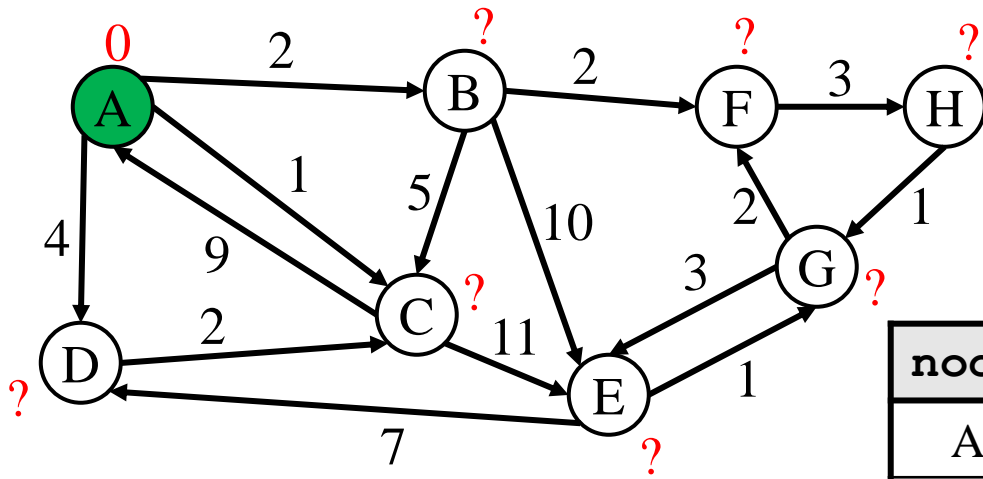


priority queue

path	cost
[A]	0

node	finished	cost	prev
A		0	-
B			
C			
D			
E			
F			
G			
H			

Dijkstra's algorithm – paths from A

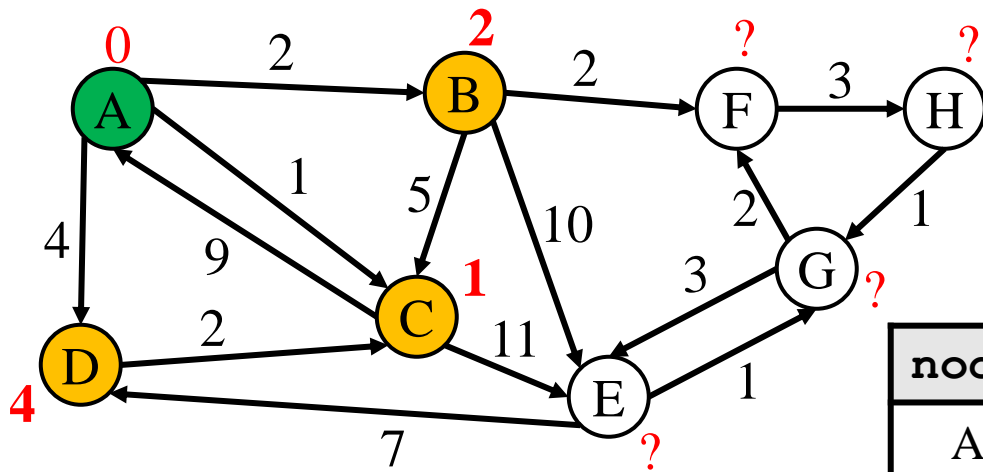


priority queue

path	cost

node	finished	cost	prev
A	Y	0	-
B			
C			
D			
E			
F			
G			
H			

Dijkstra's algorithm – paths from A

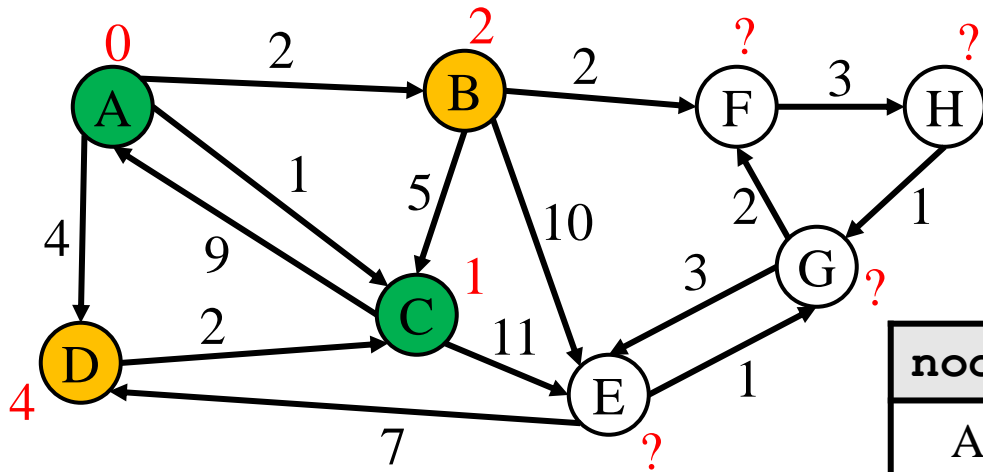


priority queue

path	cost
[A, C]	1
[A, B]	2
[A, D]	4

node	finished	cost	prev
A	Y	0	-
B		≤ 2	A
C		≤ 1	A
D		≤ 4	A
E			
F			
G			
H			

Dijkstra's algorithm – paths from A

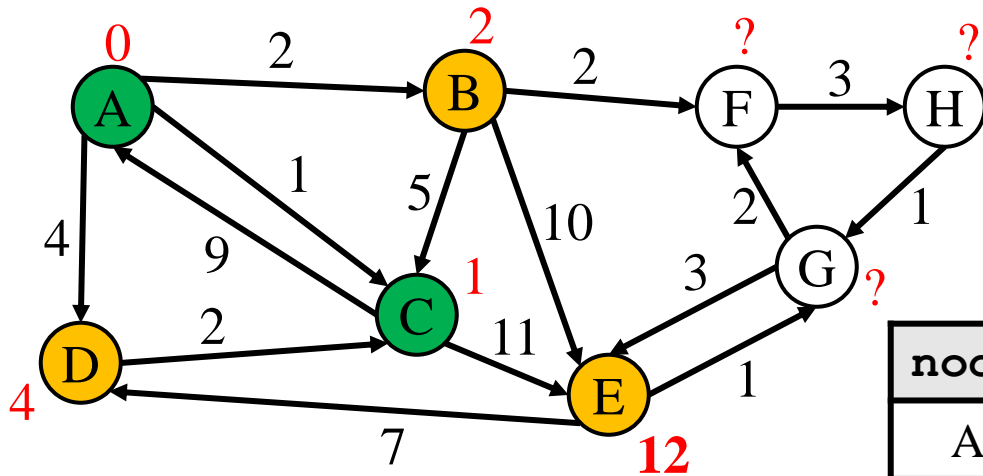


priority queue

path	cost
[A, B]	2
[A, D]	4

node	finished	cost	prev
A	Y	0	-
B		≤ 2	A
C	Y	1	A
D		≤ 4	A
E			
F			
G			
H			

Dijkstra's algorithm – paths from A

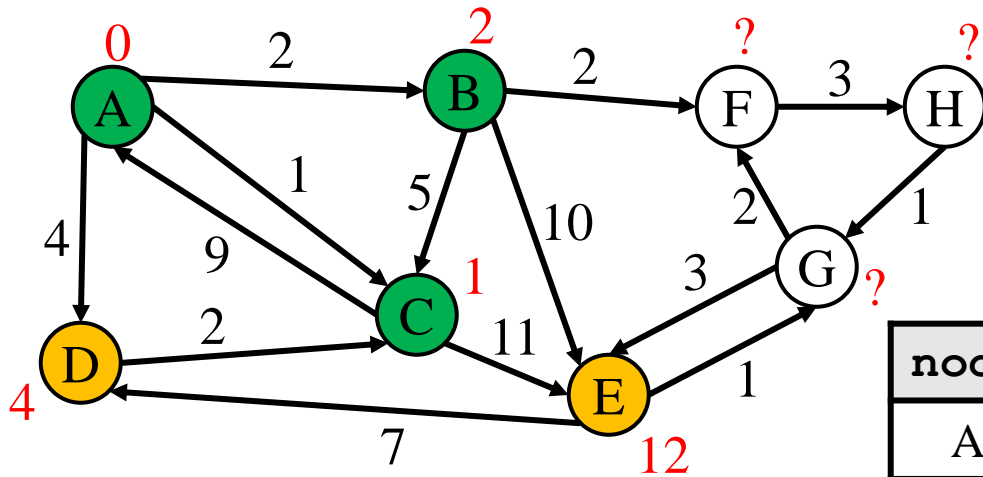


priority queue

path	cost
[A, B]	2
[A, D]	4
[A, C, E]	12

node	finished	cost	prev
A	Y	0	-
B		≤ 2	A
C	Y	1	A
D		≤ 4	A
E		≤ 12	C
F			
G			
H			

Dijkstra's algorithm – paths from A

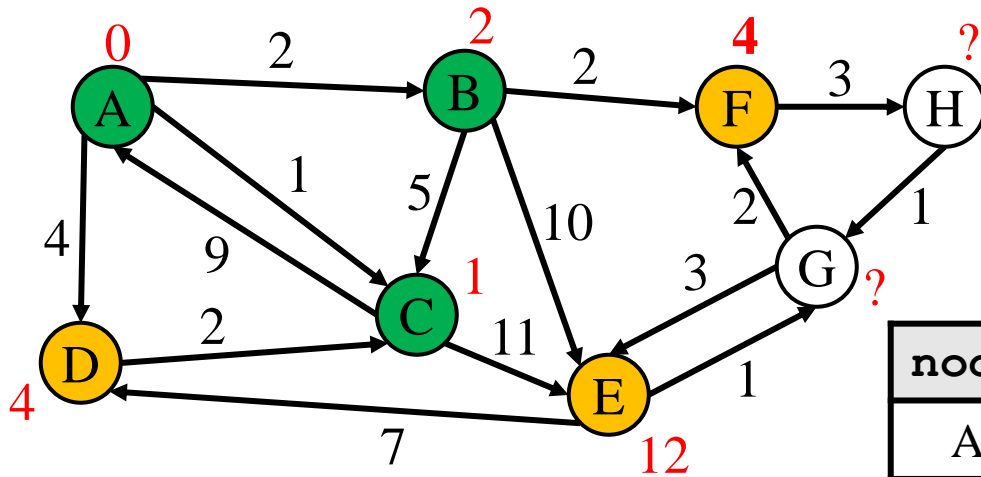


priority queue

path	cost
[A, D]	4
[A, C, E]	12

node	finished	cost	prev
A	Y	0	-
B	Y	2	A
C	Y	1	A
D		≤ 4	A
E		≤ 12	C
F			
G			
H			

Dijkstra's algorithm – paths from A

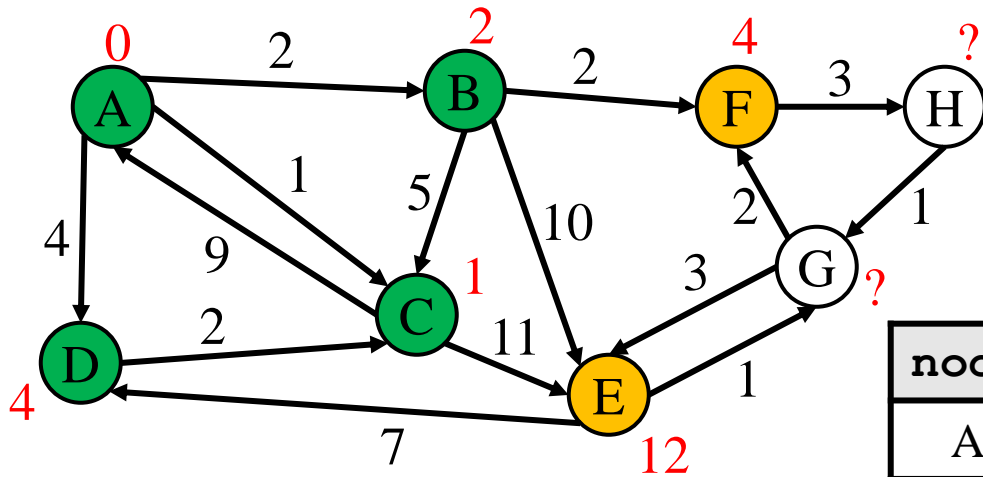


priority queue

path	cost
[A, D]	4
[A, B, F]	4
[A, C, E]	12
[A, B, E]	12

node	finished	cost	prev
A	Y	0	-
B	Y	2	A
C	Y	1	A
D		≤ 4	A
E		≤ 12	C
F		≤ 4	B
G			
H			

Dijkstra's algorithm – paths from A

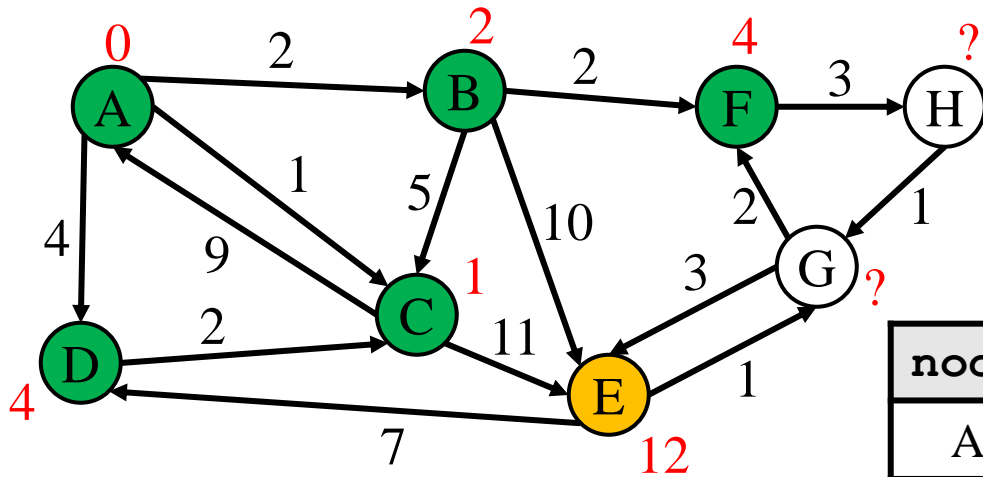


priority queue

path	cost
[A, B, F]	4
[A, C, E]	12
[A, B, E]	12

node	finished	cost	prev
A	Y	0	-
B	Y	2	A
C	Y	1	A
D	Y	4	A
E		≤ 12	C
F		≤ 4	B
G			
H			

Dijkstra's algorithm – paths from A

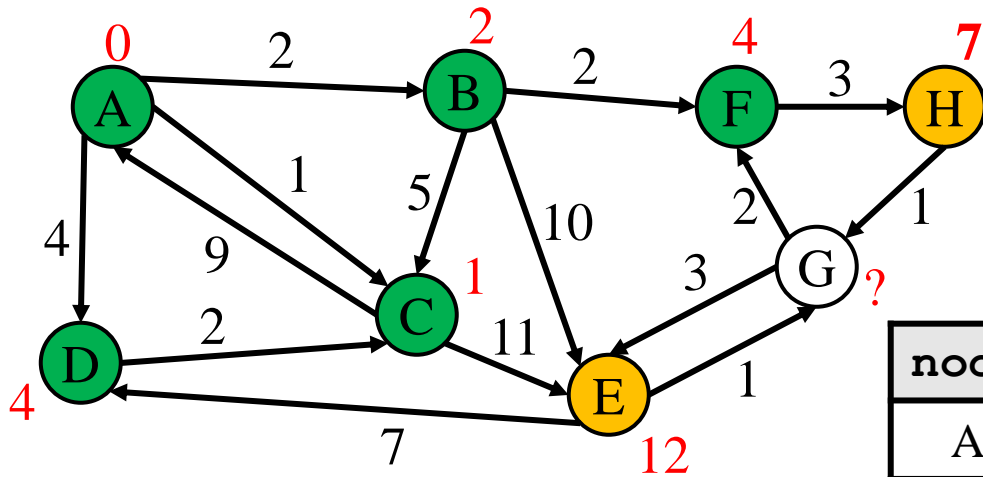


priority queue

path	cost
[A, C, E]	12
[A, B, E]	12

node	finished	cost	prev
A	Y	0	-
B	Y	2	A
C	Y	1	A
D	Y	4	A
E		≤ 12	C
F	Y	4	B
G			
H			

Dijkstra's algorithm – paths from A

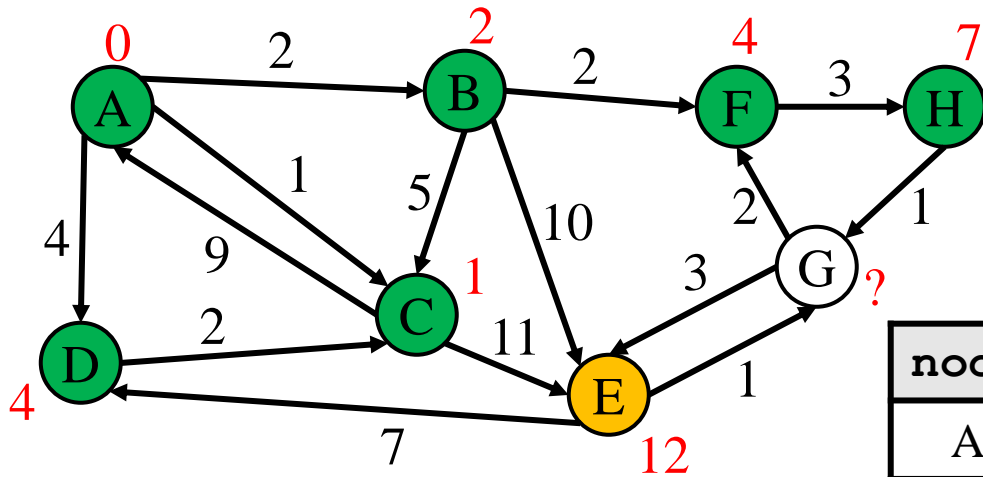


priority queue

path	cost
[A, B, F, H]	7
[A, C, E]	12
[A, B, E]	12

node	finished	cost	prev
A	Y	0	-
B	Y	2	A
C	Y	1	A
D	Y	4	A
E		≤ 12	C
F	Y	4	B
G			
H		≤ 7	F

Dijkstra's algorithm – paths from A

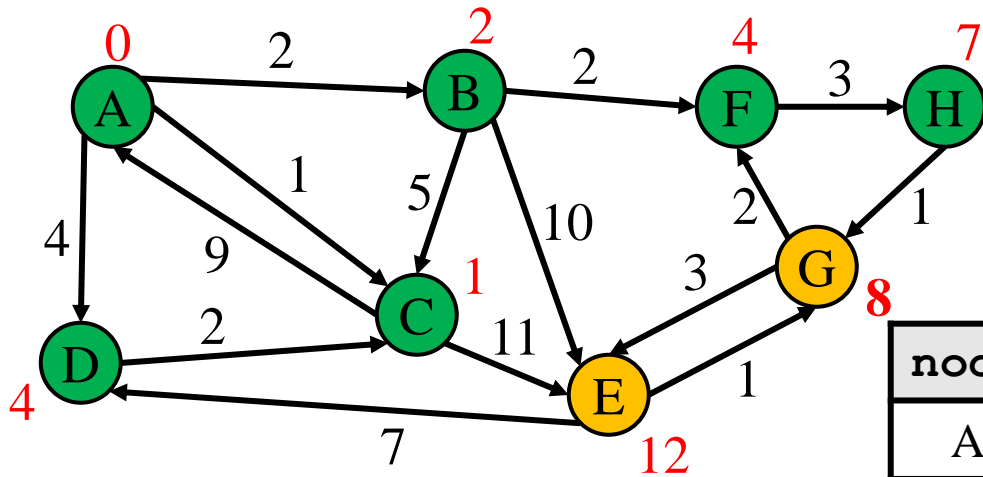


priority queue

path	cost
[A, C, E]	12
[A, B, E]	12

node	finished	cost	prev
A	Y	0	-
B	Y	2	A
C	Y	1	A
D	Y	4	A
E		≤ 12	C
F	Y	4	B
G			
H	Y	7	F

Dijkstra's algorithm – paths from A

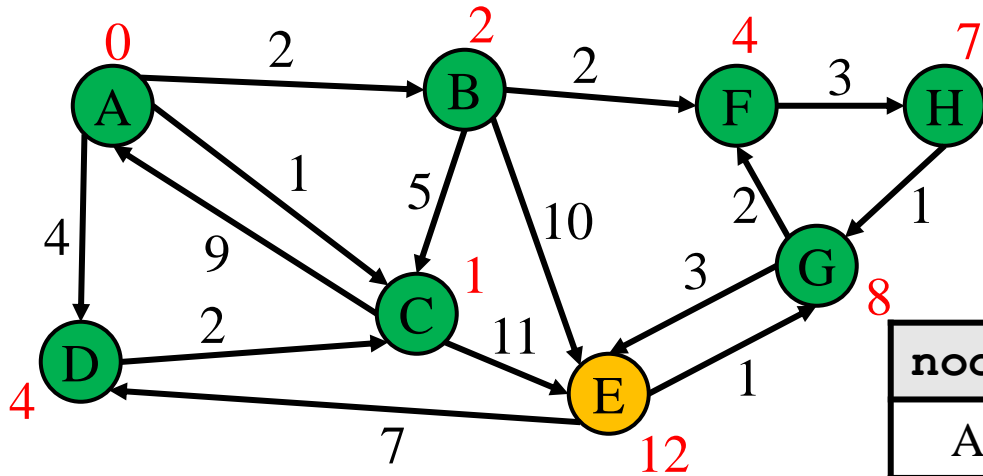


priority queue

path	cost
[A, B, F, H, G]	8
[A, C, E]	12
[A, B, E]	12

node	finished	cost	prev
A	Y	0	-
B	Y	2	A
C	Y	1	A
D	Y	4	A
E		≤ 12	C
F	Y	4	B
G		≤ 8	H
H	Y	7	F

Dijkstra's algorithm – paths from A

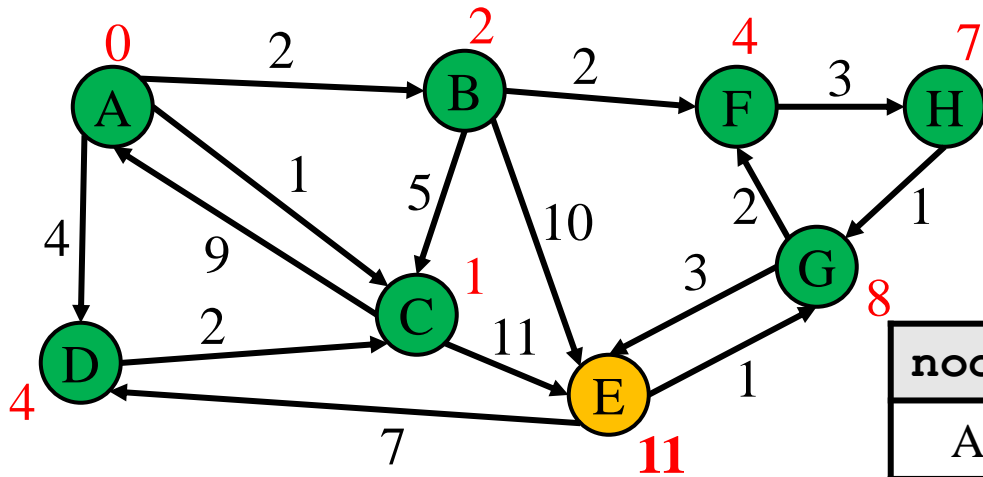


priority queue

path	cost
[A, C, E]	12
[A, B, E]	12

node	finished	cost	prev
A	Y	0	-
B	Y	2	A
C	Y	1	A
D	Y	4	A
E		≤ 12	C
F	Y	4	B
G	Y	8	H
H	Y	7	F

Dijkstra's algorithm – paths from A

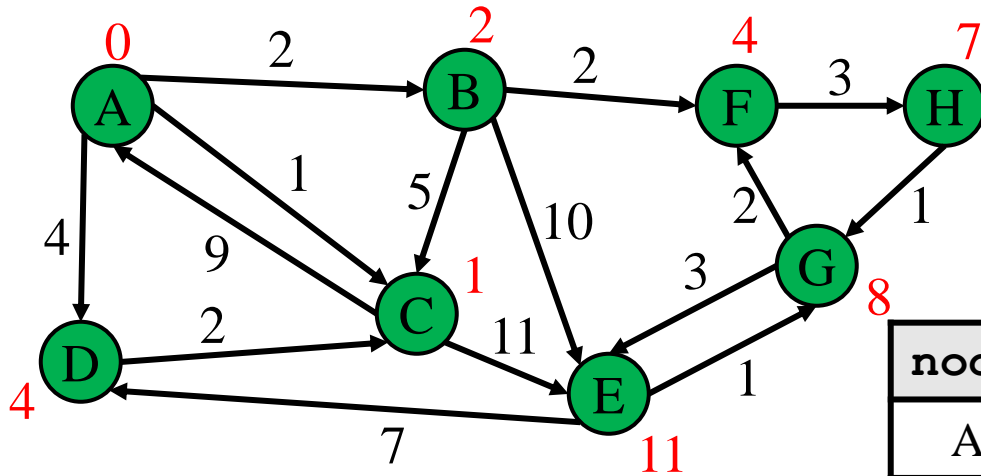


priority queue

path	cost
[A, B, F, H, G, E]	11
[A, C, E]	12
[A, B, E]	12

node	finished	cost	prev
A	Y	0	-
B	Y	2	A
C	Y	1	A
D	Y	4	A
E		≤ 11	G
F	Y	4	B
G	Y	8	H
H	Y	7	F

Dijkstra's algorithm – paths from A

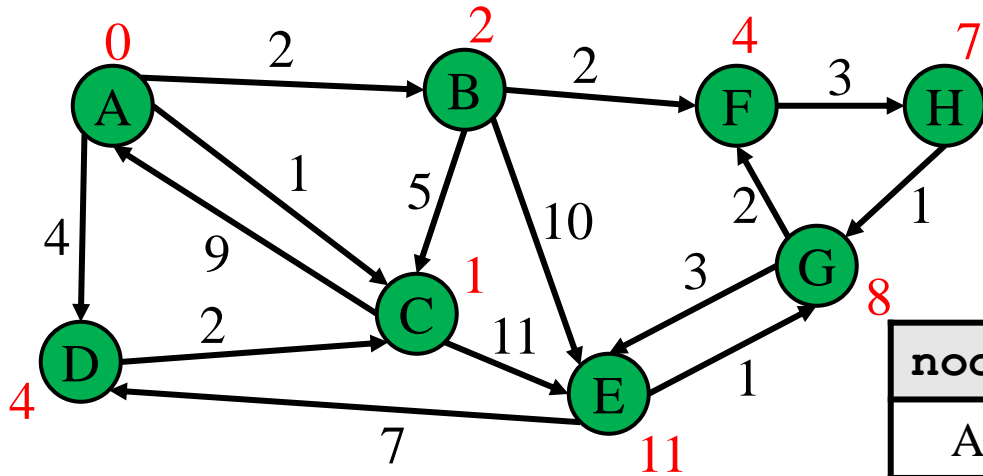


priority queue

path	cost
[A, C, E]	12
[A, B, E]	12

node	finished	cost	prev
A	Y	0	-
B	Y	2	A
C	Y	1	A
D	Y	4	A
E	Y	11	G
F	Y	4	B
G	Y	8	H
H	Y	7	F

Dijkstra's algorithm – paths from A

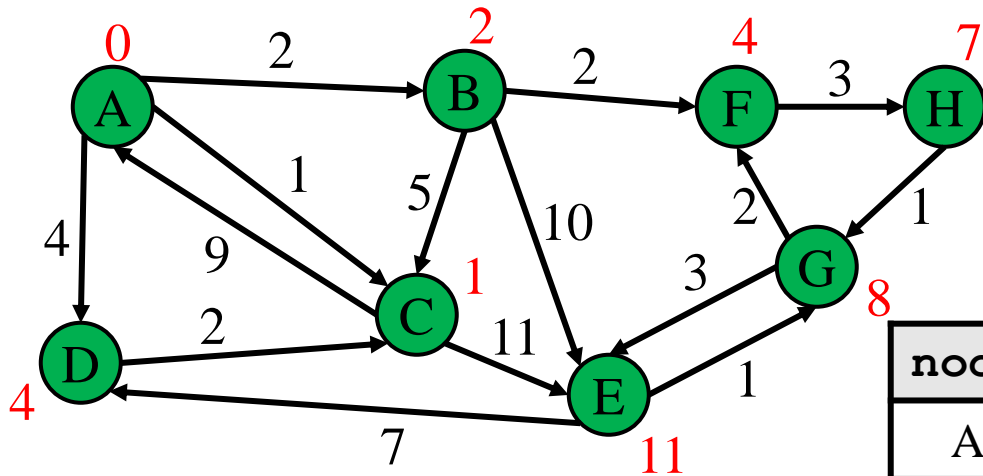


priority queue

path	cost
[A, B, E]	12

node	finished	cost	prev
A	Y	0	-
B	Y	2	A
C	Y	1	A
D	Y	4	A
E	Y	11	G
F	Y	4	B
G	Y	8	H
H	Y	7	F

Dijkstra's algorithm – paths from A



Now we know the cost and path to every single node by looking at the table!

priority queue

path	cost

node	finished	cost	prev
A	Y	0	-
B	Y	2	A
C	Y	1	A
D	Y	4	A
E	Y	11	G
F	Y	4	B
G	Y	8	H
H	Y	7	F

Dijkstra's algorithm - Worksheet

Now it's your turn!

Dijkstra's algorithm – pseudocode

active = priority queue of paths.

finished = empty set of nodes.

add a path from start to itself to active

<inv: All paths found so far are shortest paths>

while active is non-empty:

minPath = active.removeMin()

 minDest = destination node in minPath

 if minDest is dest:

 return minPath

 if minDest is in finished:

 continue

 for each edge e = (minDest, child):

 if child is not in finished:

 newPath = minPath + e

 add newPath to active

 add minDest to finished

Dijkstra's algorithm – pseudocode

active = priority queue of paths.

finished = empty set of nodes.

add a path from start to itself to active

<inv: All paths found so far are shortest paths>

What else?

while active is non-empty:

minPath = active.removeMin()

 minDest = destination node in minPath

 if minDest is dest:

 return minPath

 if minDest is in finished:

 continue

 for each edge e = (minDest, child):

 if child is not in finished:

 newPath = minPath + e

 add newPath to active

 add minDest to finished

Dijkstra's algorithm – pseudocode

active = priority queue of paths.

finished = empty set of nodes.

add a path from start to itself to active

<inv: All paths found so far are shortest paths>

while active is non-empty:

minPath = **active.removeMin()**

 minDest = destination node in minPath

 if minDest is dest:

 return minPath

 if minDest is in finished:

 continue

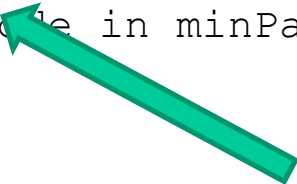
 for each edge e = (minDest, child):

 if child is not in finished:

 newPath = minPath + e

 add newPath to active

 add minDest to finished



All nodes not reached yet are farther away than those reached so far

Dijkstra's algorithm – pseudocode

active = priority queue of paths.

finished = empty set of nodes.

add a path from start to itself to active

<inv: All paths found so far are shortest paths>

while active is non-empty:

minPath = **active.removeMin()**

 minDest = destination node in minPath

 if minDest is dest:

 return minPath

 if minDest is in finished:

 continue


 for each edge e = (minDest, child):

 if child is not in finished:


 newPath = minPath + e

 add newPath to active

 add minDest to finished



All nodes not reached yet are farther away than those reached so far



The queue contains all paths formed by adding 1 more edge to a node we already reached.

Dijkstra's algorithm – pseudocode

active = priority queue of paths.

finished = empty set of nodes.

add a path from start to itself to active

<inv: All paths found so far are shortest paths & ... >

while active is non-empty:

minPath = **active.removeMin()**

 minDest = destination node in minPath

 if minDest is dest:

 return minPath

 if minDest is in finished:

 continue

 for each edge e = (minDest, child):

 if child is not in finished:

 newPath = minPath + e

 add newPath to active

 add minDest to finished



Let's take a moment
to think what else is
true here?

Dijkstra's algorithm – pseudocode


active = priority queue of paths.

finished = empty set of nodes.

add a path from start to itself to active

<inv: All paths found so far are shortest paths & ... >

while active is non-empty:

minPath = **active.removeMin()** 

minDest = destination node in minPath

if minDest is dest:

 return minPath

if minDest is in finished:

 continue

for each edge e = (minDest, child):

 if child is not in finished:

 newPath = minPath + e

 add newPath to active

add minDest to finished

It follows from our updated invariant that this path is the shortest path (assuming node is not in finished)

Model-View-Controller

- Model-View-Controller (MVC) is a ubiquitous design pattern:
 - The **model** abstracts + represents the application's data.
 - The **view** provides a user interface to display the application data.
 - The **controller** handles user input to affect the application.

Model-View-Controller: Example

- Accessing my Google Drive files through my laptop and my phone

Laptop	Phone
View: The screen displays options for me to select files	
Control: Get input selection from mouse/keyboard	Control: Get input selection from touch sensor
Control: Request the selected file from Google Drive	
Model: Google Drive sends back the request file to my device	
Control: Receive the file and pass it to View	
View: The screen displays the file	

HW 7 – Model-View-Controller

- HW7 is an MVC application, with much given as starter code.
 - View: `pathfinder.textInterface.TextInterfaceView`
 - Controller: `pathfinder.textInterface.TextInterfaceController`
- You will need to fill out the code in `pathfinder.CampusMap`.
 - Since your code implements the model functionality

HW7: text-based View-Controller

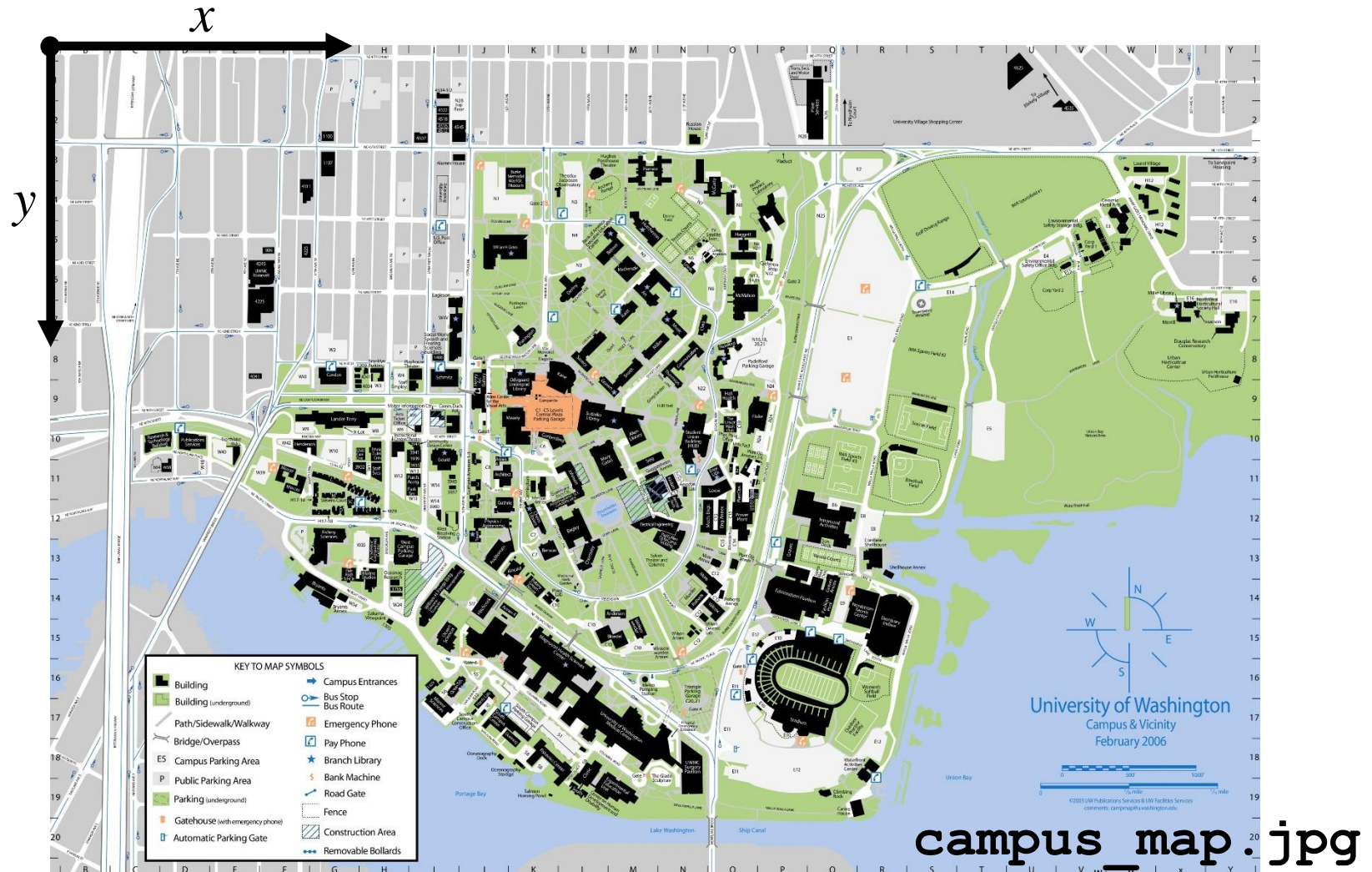
- **TextInterfaceView**
 - Displays output to users from the result received from **TextInterfaceController**.
 - Receives input from users.
 - Does not process anything; directly pass the input to the **TextInterfaceController** to process.
- **TextInterfaceController**
 - Process the passed input from the **TextInterfaceView**
 - Include talking to the **Model** (the graph & supporting code)
 - Give the processed result back to the **TextInterfaceView** to display to users.

* HW9 will be using the same **Model** but different and more sophisticated View and Controller

Campus dataset

- Two CSV files in `src/main/resources/data`:
 - `campus_buildings.csv` – building entrances on campus
 - `campus_paths.csv` – straight-line walkways on campus
- Exact points on campus identified with (x, y) coordinates
 - Pixels on a map of campus (`campus_map.jpg`, next to CSV files)
 - Position $(0, 0)$, the origin, is the top left corner of the map
- Parser in starter code: `pathfinder.parser.CampusPathsParser`
 - `CampusBuilding` object for each entry of `campus_buildings.csv`
 - `CampusPath` object for each entry of `campus_paths.csv`

Campus dataset – coordinate plane



Campus dataset – sample

- **campus_buildings.CSV** has entries like the following:

<i>shortName</i>	<i>longName</i>	<i>x</i>	<i>y</i>
BGR,	By George,	1671.5499,	1258.4333
MOR,	Moore Hall,	2317.1749,	1859.502

- **campus_paths.CSV** has entries like the following:

<i>x1</i>	<i>y1</i>	<i>x2</i>	<i>y2</i>	<i>distance</i>
1810.0,	431.5,	1804.6429,	437.92857,	17.956615...
1810.0,	431.5,	1829.2857,	409.35714,	60.251364...

- See **campus_routes.jpg** for nice visual rendering of **campus_paths.csv**

Campus dataset – demo

- Your TA will open the starter files of HW 7.

Script testing in HW7

- Extends the test-script mechanism from HW5
 - Using numeric weights instead of string labels on edges
 - New command `FindPath` to find shortest path with Dijkstra's algorithm
 - No command like `LoadGraph`
- Must write the test driver (`PathfinderTestDriver`) yourself
 - Feel free to copy pieces from `GraphTestDriver` in HW5

Command (in <code>foo.test</code>)	Output (in <code>foo.expected</code>)
<code>FindPath graph node₁ node_n</code>	<code>path from node₁ to node_n: node₁ to node₂ with weight $w_{1,2}$ node₂ to node₃ with weight $w_{2,3}$... node_{n-1} to node_n with weight $w_{n-1,n}$ total cost: w</code>
...	...