

CSE 332 Autumn 2023

Lecture 11: B Trees and Hashing

Nathan Brunelle

<http://www.cs.uw.edu/332>

Next topic: Hash Tables

Data Structure	Time to insert	Time to find	Time to delete
Unsorted Array	$\Theta(n)$	$\Theta(n)$	$\Theta(n)$
Unsorted Linked List	$\Theta(n)$	$\Theta(n)$	$\Theta(n)$
Sorted Array	$\Theta(n)$	$\Theta(\log n)$	$\Theta(n)$
Sorted Linked List	$\Theta(n)$	$\Theta(n)$	$\Theta(n)$
Binary Search Tree	$\Theta(n)$	$\Theta(n)$	$\Theta(n)$
AVL Tree	$\Theta(\log n)$	$\Theta(\log n)$	$\Theta(\log n)$
Hash Table (Worst case)	$\Theta(n)$	$\Theta(n)$	$\Theta(n)$
Hash Table (Average)	$\Theta(1)$	$\Theta(1)$	$\Theta(1)$

Two Different ideas of “Average”

- Expected Time

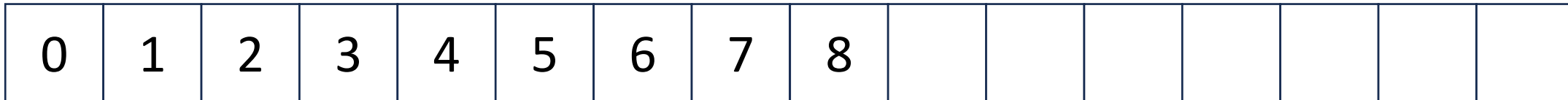
- The expected number of operations a randomly-chosen input uses
- Assumed randomness from somewhere
 - Most simply: from the input
 - Preferably: from the algorithm/data structure itself
- $f(n)$ = sum of the running times for each input of size n divided by the number of inputs of size n

- Amortized Time

- The long-term average per-execution cost (in the worst case)
- Rather than look at the worst case of one execution, look at the total worst case of a sequential chain of many executions
 - Why? The worst case may be guaranteed to be rare
- $f(n)$ = the sum of the running times from a sequence of n sequential calls to the function divided by n

Amortized Example

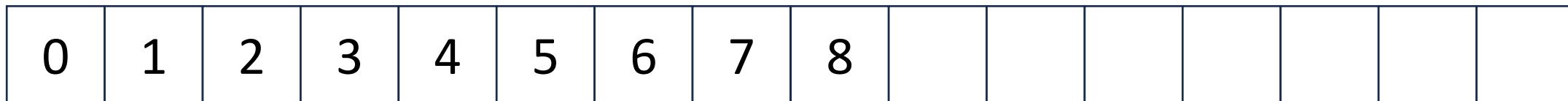
- ArrayList Insert:
 - Worst case: $\Theta(n)$



Amortized Example

- ArrayList Insert:
 - First 8 inserts: 1 operation each
 - 9th insert: 9 operations
 - Next 7 inserts: 1 operation each
 - 17th insert: 17 operations
 - Next 15 inserts: 1 operation each
 - ...

Do x operations with cost 1
Do 1 operation with cost x
Do x operations with cost 1
Do 1 operation with cost $2x$
Do $2x$ operations with cost 1
Do 1 operation with cost $4x$
Do $4x$ operations with cost 1
Do 1 operation with cost $8x$
...
Amortized: each operation cost 2 operations
 $\Theta(1)$



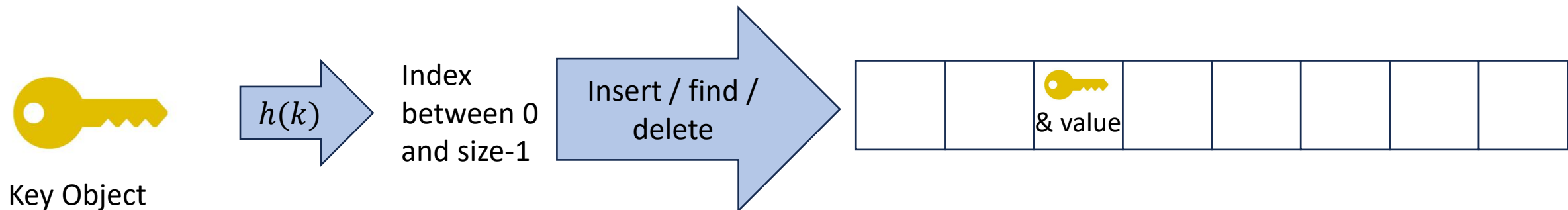
Hash Tables

- Motivation:
 - Why not just have a gigantic array?

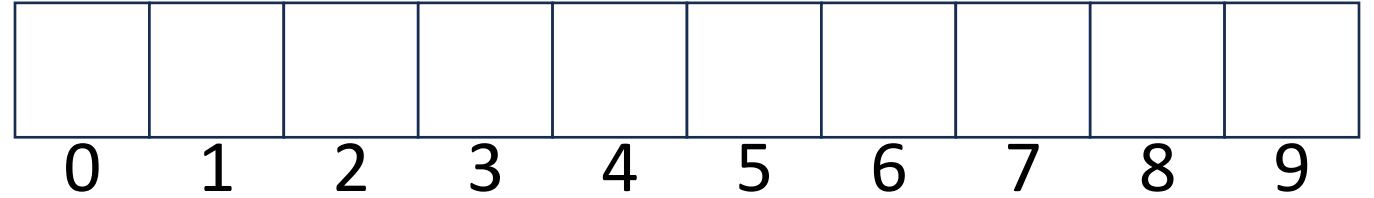
Hash Tables

- Idea:

- Have a small array to store information
- Use a **hash function** to convert the key into an index
 - Hash function should “scatter” the keys, behave as if it randomly assigned keys to indices
- Store key at the index given by the hash function
- Do something if two keys map to the same place (should be very rare)
 - Collision resolution



Example



- Key: Phone Number
- Value: People
- Table size: 10
- $h(phone) = \text{number as an integer} \% 10$
- $h(8675309) = 9$

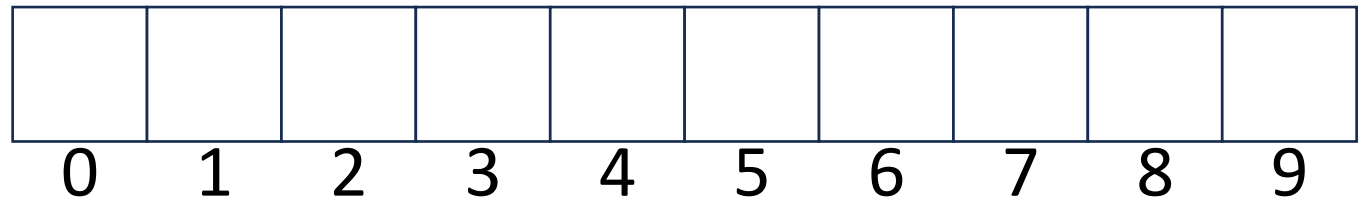
What Influences Running time?

Properties of a “Good” Hash

- Definition: A hash function maps objects to integers
- Should be very efficient
 - Calculating the hash should be negligible
- Should randomly scatter objects
 - Objects that are similar to each other should be likely to end up far away
- Should use the entire table
 - There should not be any indices in the table that nothing can hash to
 - Picking a table size that is prime helps with this
- Should use things needed to “identify” the object
 - Use only fields you would check for a .equals method be included in calculating the hash
 - More fields typically leads to fewer collisions, but less efficient calculation

A Bad Hash (and phone number trivia)

- $h(\textit{phone}) =$ the first digit of the phone number
 - No US phone numbers start with 1 or 0
 - If we're sampling from this class, 2 is by far the most likely

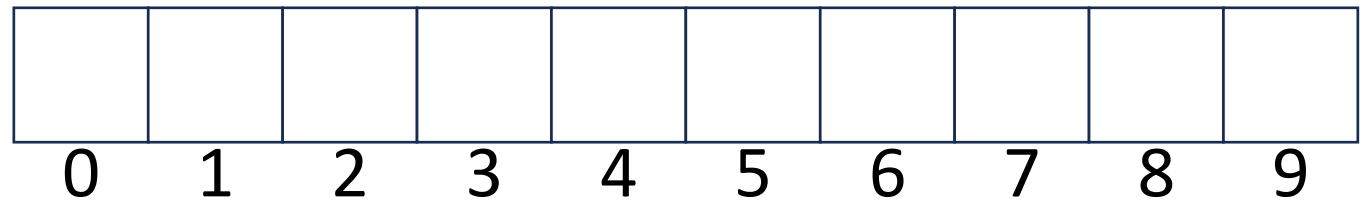


Compare These Hash Functions (for strings)

- Let $s = s_0s_1s_2 \dots s_{m-1}$ be a string of length m
 - Let $a(s_i)$ be the ascii encoding of the character s_i
- $h_1(s) = a(s_0)$
- $h_2(s) = \left(\sum_{i=0}^{m-1} a(s_i)\right)$
- $h_3(s) = \left(\sum_{i=0}^{m-1} a(s_i) \cdot 37^i\right)$

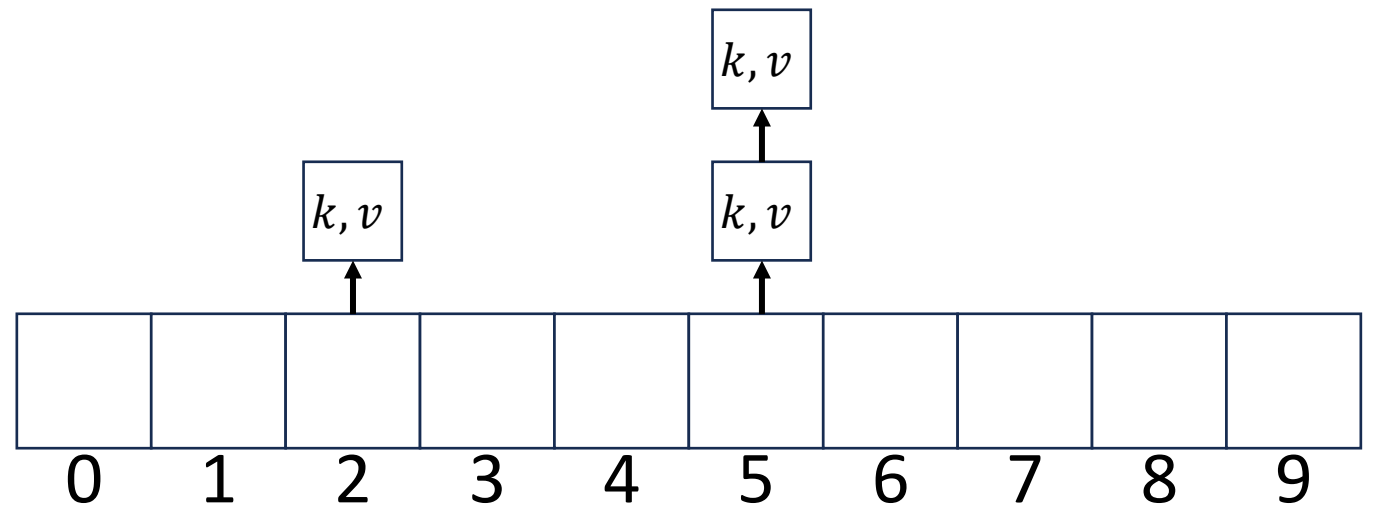
Collision Resolution

- A Collision occurs when we want to insert something into an already-occupied position in the hash table
- 2 main strategies:
 - Separate Chaining
 - Use a secondary data structure to contain the items
 - E.g. each index in the hash table is itself a linked list
 - Open Addressing
 - Use a different spot in the table instead
 - Linear Probing
 - Quadratic Probing
 - Double Hashing



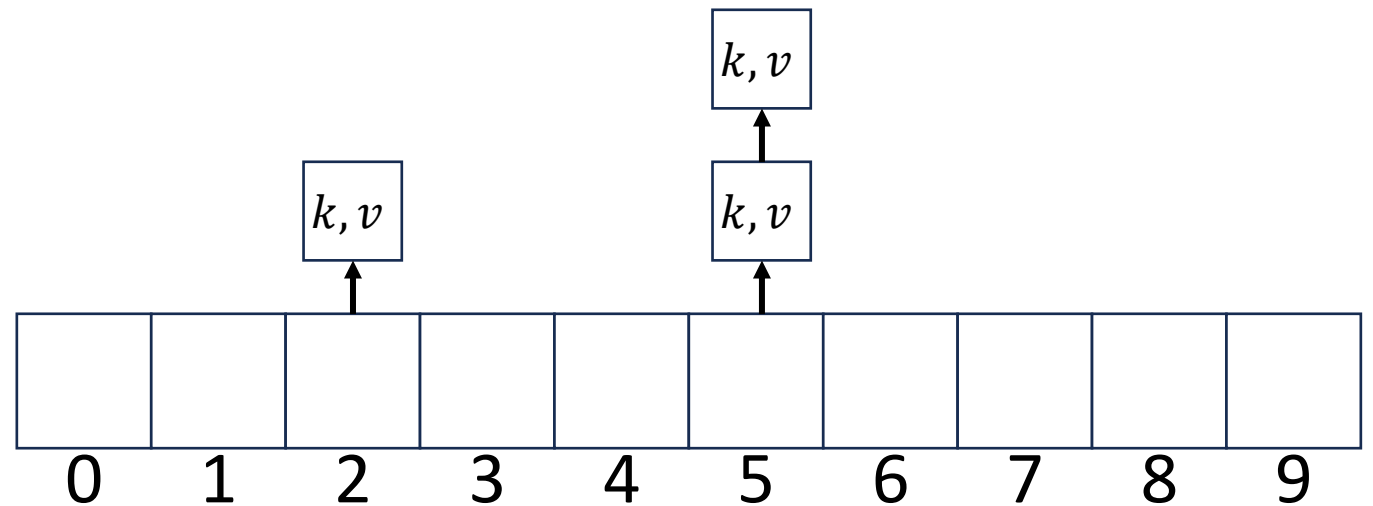
Separate Chaining Insert

- To insert k, v :
 - Compute the index using $i = h(k) \% \text{size}$
 - Add the key-value pair to the data structure at $table[i]$



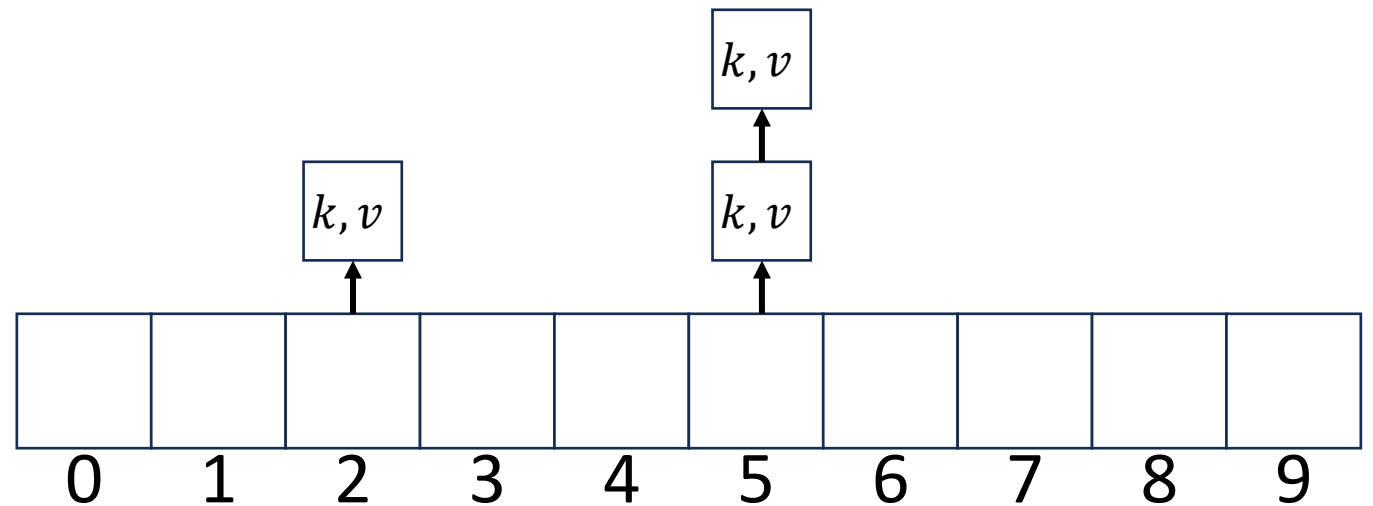
Separate Chaining Find

- To find k :
 - Compute the index using $i = h(k) \% \text{size}$
 - Call find with the key on the data structure at $table[i]$



Separate Chaining Delete

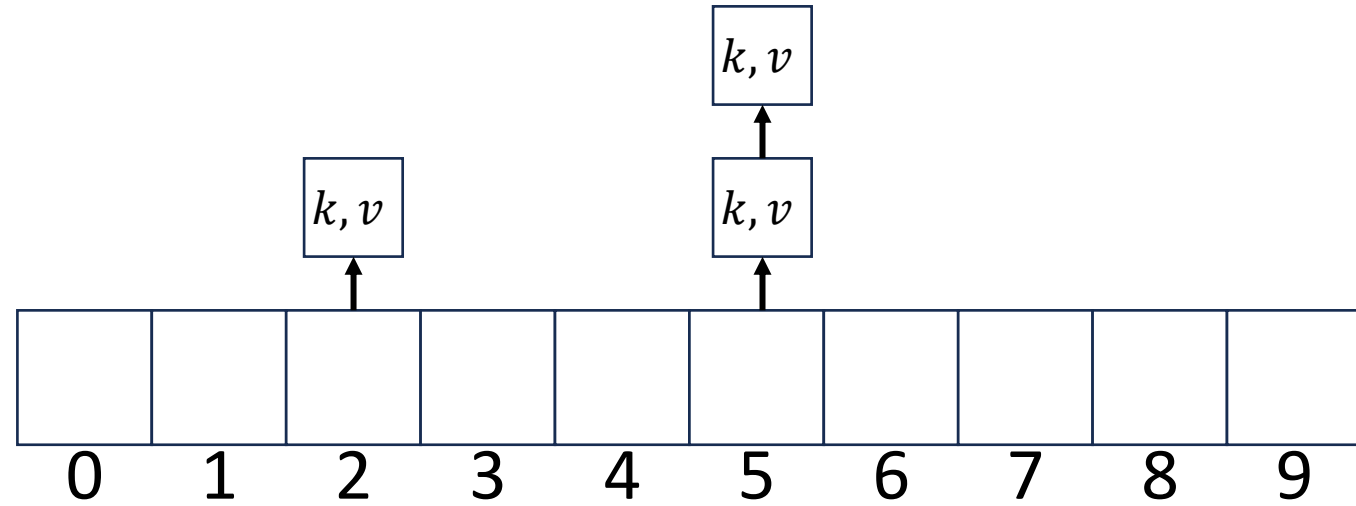
- To delete k :
 - Compute the index using $i = h(k) \% \text{size}$
 - Call delete with the key on the data structure at $table[i]$



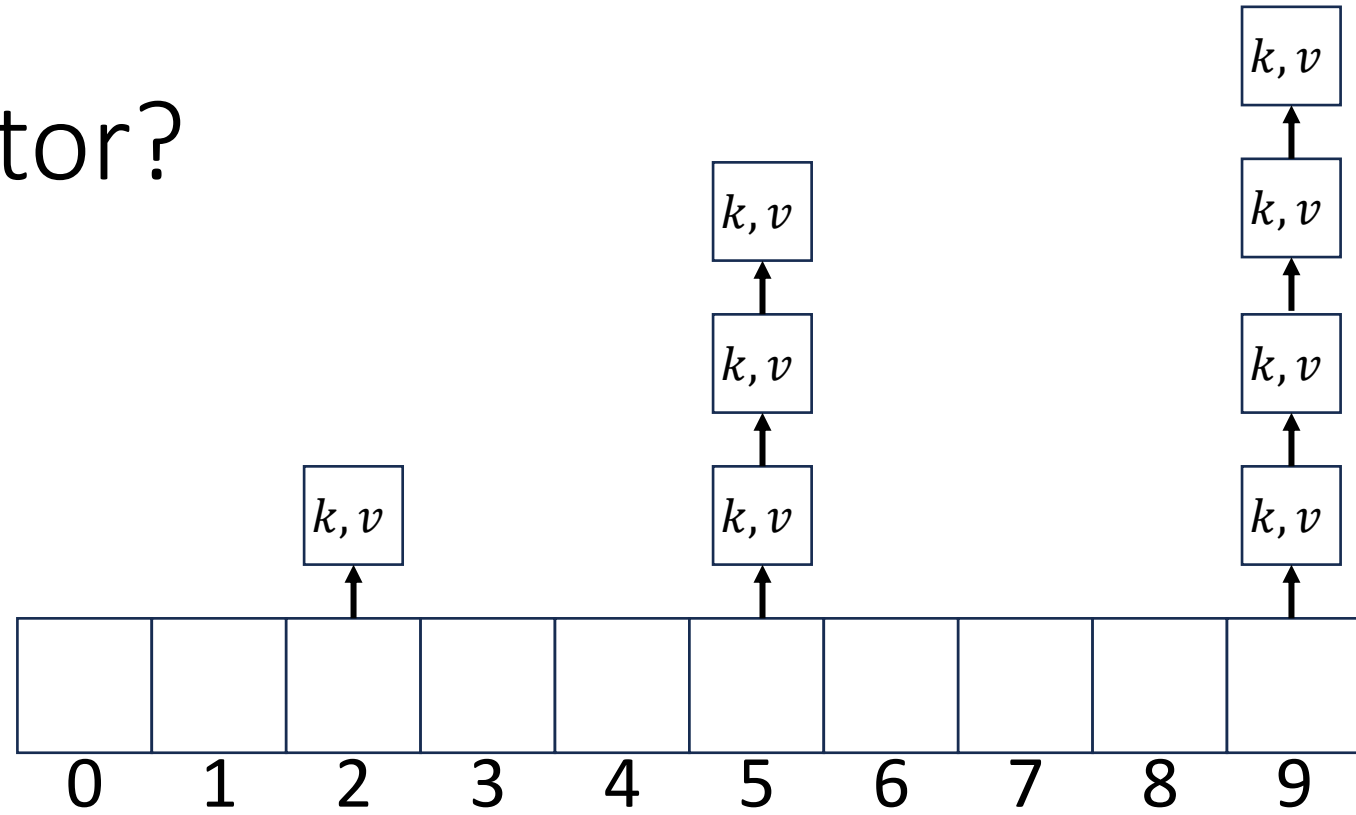
Formal Running Time Analysis

- The **load factor** of a hash table represents the average number of items per “bucket”
 - $\lambda = \frac{n}{size}$
- Assume we have a has table that uses a linked-list for separate chaining
 - What is the expected number of comparisons needed in an unsuccessful find?
 - What is the expected number of comparisons needed in a successful find?
- How can we make the expected running time $\Theta(1)$?

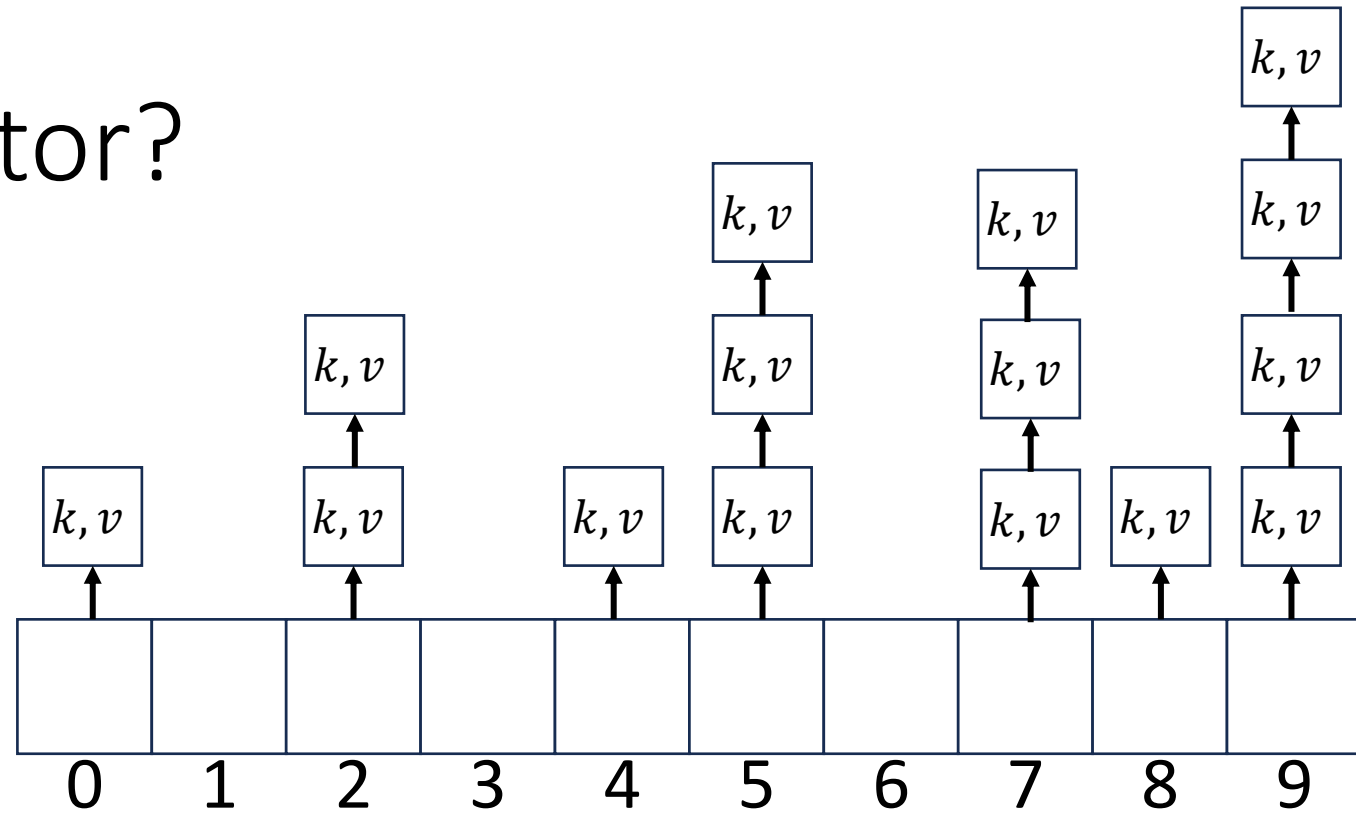
Load Factor?



Load Factor?

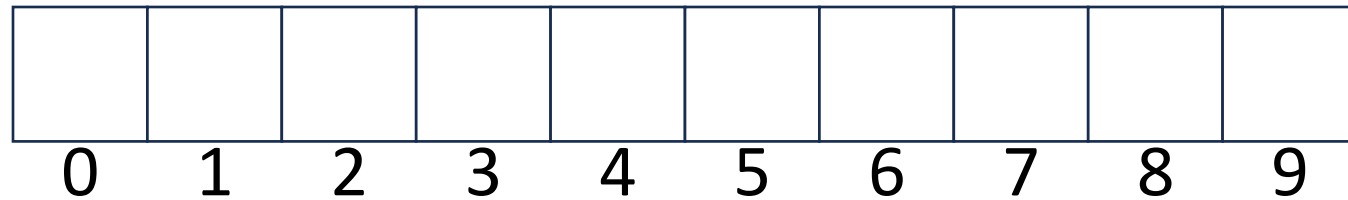


Load Factor?



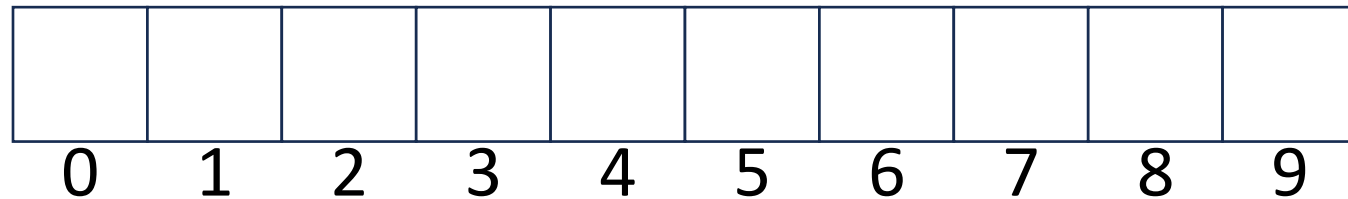
Collision Resolution: Linear Probing

- When there's a collision, use the next open space in the table



Linear Probing: Insert Procedure

- To insert k, v
 - Calculate $i = h(k) \% size$
 - If $table[i]$ is occupied then try $(i + 1) \% size$
 - If that is occupied try $(i + 2) \% size$
 - If that is occupied try $(i + 3) \% size$
 - ...



Linear Probing: Find

- Let's do this together!

Linear Probing: Find

- To find key k
 - Calculate $i = h(k) \% size$
 - If $table[i]$ is occupied and does not contain k then look at $(i + 1) \% size$
 - If that is occupied and does not contain k then look at $(i + 2) \% size$
 - If that is occupied and does not contain k then look at $(i + 3) \% size$
 - Repeat until you either find k or else you reach an empty cell in the table

Linear Probing: Delete

- Let's do this together!

Linear Probing: Delete

- Let's do this together!