

CSE 332 Winter 2024

Lecture 23: Race Conditions, Deadlock

Nathan Brunelle

<http://www.cs.uw.edu/332>

Race Condition

- Occurs when the computation result depends on scheduling (how threads are interleaved)
 - We, as programmers can't influence scheduling of threads
 - We need to write programs that work independent of scheduling
- Data Race:
 - When there is the potential for two threads to be writing a variable in parallel
 - When there is the potential for one thread to be reading a variable while another writes to it
- Bad Interleaving:
 - A race condition other than a data race
 - Usually it looks like exposing a "bad" intermediate state


Example: Shared Stack (no problems so far)

```
class Stack {  
    private E[] array = (E[])new Object[SIZE];  
    private int index = -1;  
    synchronized boolean isEmpty() {  
        return index == -1;  
    }  
    synchronized void push(E val) {  
        array[++index] = val;  
    }  
    synchronized E pop() {  
        if (isEmpty())  
            throw new StackEmptyException();  
        return array[index--];  
    }  
}
```

Critical sections of this code?

Race Condition, but no Data Race

```
class Stack {  
    private E[] array = (E[])new Object[SIZE];  
    private int index = -1;  
    synchronized boolean isEmpty() { ... }  
    synchronized void push(E val) { ... }  
    synchronized E pop() { ... }  
    E peek(){  
        E ans = pop();  
        push(ans);  
        return ans;  
    }  
}
```




Critical sections of this code?

Mut. Tx.

Race Condition, including a Data Race

```
class Stack {  
    private E[] array = (E[])new Object[SIZE];  
    private int index = -1;  
    synchronized boolean isEmpty() { ... }  
    synchronized void push(E val) { ... }  
    synchronized E pop() { ... }  
    E peek(){  
        System.out.println(index);  
        E ans = pop();  
        push(ans);  
        return ans;  
    }  
}
```



Peek and isEmpty

NO44

OR

Expected Behavior:

Thread 2 should not see an empty stack if there is a push but no pop.

Thread 1:

```
peek();
```

Thread 2:

```
push(x);  
boolean b = isEmpty();
```

```
E ans = pop();
```

```
push(ans);
```

```
return ans;
```

```
push(x);
```

```
boolean b = isEmpty();
```

Peek and Push

Expected Behavior:

Thread 2 items from a stack are popped in LIFO order

Thread 1:

```
peek();
```

Thread 2:

```
push(x);  
push(y);  
System.out.println(pop());  
System.out.println(pop());
```

```
E ans = pop();  
push(ans);  
return ans;
```

```
push(x);  
push(y);  
System.out.println(pop());  
System.out.println(pop());
```

Peek and Pop

Expected Behavior:

Thread 2 items from a stack are popped in LIFO order

Thread 1:

```
peek();
```

Thread 2:

```
push(x);  
push(y);  
System.out.println(pop());  
System.out.println(pop());
```

```
int ans = pop();
```

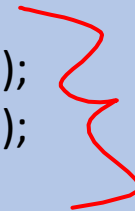

```
push(ans);  
return ans;
```

```
push(x);
```

```
push(y);
```

```
System.out.println(pop());
```

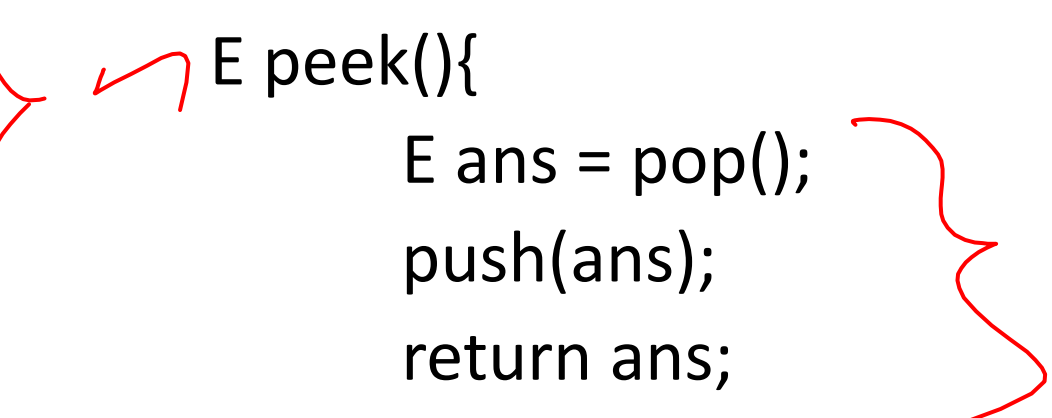
```
System.out.println(pop());
```



How to fix this?

Make a bigger critical section

```
class Stack {  
    private E[] array = (E[])new Object[SIZE];  
    private int index = -1;  
    synchronized boolean isEmpty() { ... }  
    synchronized void push(E val) { ... }  
    synchronized E pop() { ... }  
    E peek(){  
        E ans = pop();  
        push(ans);  
        return ans;  
    }  
}
```



How to fix this?

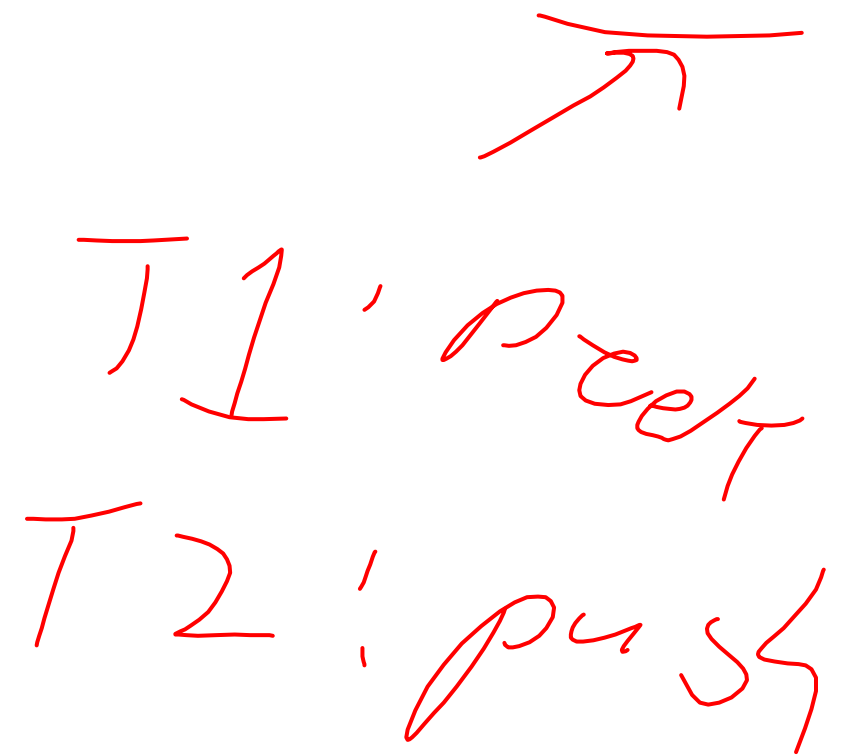
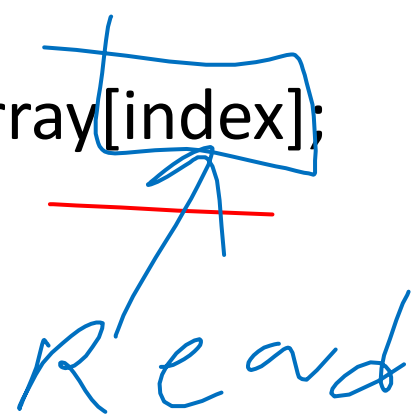
Make a bigger critical section

```
class Stack {  
    private E[] array = (E[])new Object[SIZE];  
    private int index = -1;  
    synchronized boolean isEmpty() { ... }  
    synchronized void push(E val) { ... }  
    synchronized E pop() { ... }  
    synchronized E peek(){  
        E ans = pop();  
        push(ans);  
        return ans;  
    }  
}
```

Did this fix it?

No! Now it has a data race!

```
class Stack {  
    private E[] array = (E[])new Object[SIZE];  
    private int index = -1;  
    synchronized boolean isEmpty() { ... }  
    synchronized void push(E val) { ... }  
    synchronized E pop() { ... }  
    E peek(){  
        return array[index];  
    }  
}
```



Parallel Code Conventional Wisdom



Memory Categories

All memory must fit one of three categories:

1. Thread Local: Each thread has its own copy
2. Shared and Immutable: There is just one copy, but nothing will ever write to it
3. Shared and Mutable: There is just one copy, it may change
 - Requires Synchronization!

Thread Local Memory

7



- Whenever possible, avoid sharing resources
- Dodges all race conditions, since no other threads can touch it!
 - No synchronization necessary! (Remember Ahmdal's law)
- Use whenever threads do not need to communicate using the resource
 - E.g., each thread should have its own Random object
- In most cases, most objects should be in this category

Immutable Objects

- Whenever possible, avoid changing objects
 - Make new objects instead
- Parallel reads are not data races
 - If an object is never written to, no synchronization necessary!
- Many programmers over-use mutation, minimize it

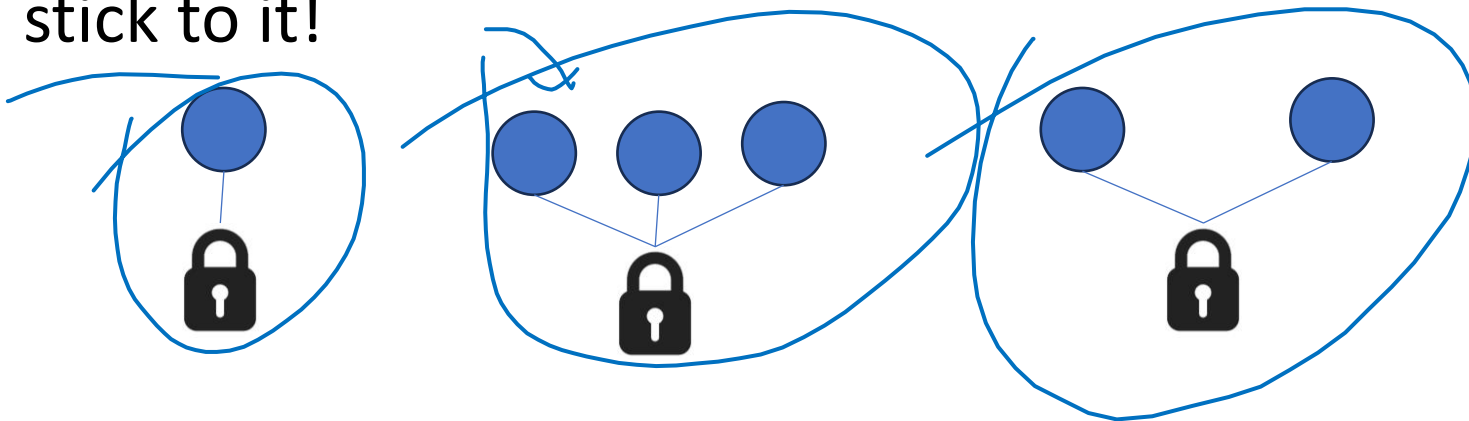
Shared and Mutable Objects



- For everything else, use locks
 - Avoid all data races
 - Every read and write should be projected with a lock, even if it “seems safe”
 - Almost every Java/C program with a data race is wrong
 - Even without data races, it still may be incorrect
 - Watch for bad interleavings as well!
- 
- 

Consistent Locking

- For each location needing synchronization, have a lock that is always held when reading or writing the location
- The same lock can (and often should) “guard” multiple fields/objects
 - Clearly document what each lock guards!
 - In Java, the lock should usually be the object itself (i.e. “this”)
- Have a mapping between memory locations and lock objects and stick to it!



Lock Granularity

- Coarse Grained: Fewer locks guarding more things each
 - One lock for an entire data structure
 - One lock shared by multiple objects (e.g. one lock for all bank accounts)
- Fine Grained: More locks guarding fewer things each
 - One lock per data structure location (e.g. array index)
 - One lock per object or per field in one object (e.g. one lock for each account)
- Note: there's really a continuum between them...

Example: Separate Chaining Hashtable

- Coarse-grained: One lock for the entire hashtable
- Fine-grained: One lock for each bucket
- Which supports more parallelism in insert and find?
- Which makes rehashing easier?
- What happens if you want to have a size field?

Tradeoffs

- Coarse-Grained Locking:

- Simpler to implement and avoid race conditions
- Faster/easier to implement operations that access multiple locations (because all guarded by the same lock)
- Much easier for operations that modify data-structure shape

- Fine-Grained Locking:

- More simultaneous access (performance when coarse grained would lead to unnecessary blocking)
- Can make multi-location operations more difficult: say, rotations in an AVL tree

- Guideline:

- Start with coarse-grained, make finer only as necessary to improve performance

Similar But Separate Issue: Critical Section Granularity

- Coarse-grained
 - For every method that needs a lock, put the entire method body in a lock
- Fine-grained
 - Keep the lock only for the sections of code where it's necessary
- Guideline:
 - Try to structure code so that expensive operations (like I/O) can be done outside of your critical section
 - E.g., if you're trying to print all the values in a tree, maybe copy items into an array inside your critical section, then print the array's contents outside.

Atomicity

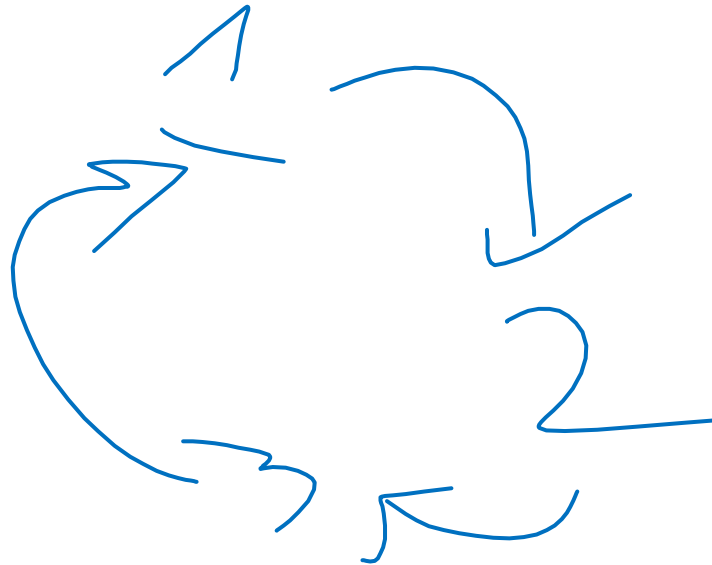
- Atomic: indivisible
- Atomic operation: one that should be thought of as a single step
- Some sequences of operations should behave as if they are one unit
 - Between two operations you may need to avoid exposing an intermediate state
 - Usually ADT operations should be atomic
 - You don't want another thread trying to do an insert while another thread is rotating the AVL tree
- Think first in terms of what operations need to be atomic
 - Design critical sections and locking granularity based on these decisions

Use Pre-Tested Code

- Whenever possible, use built-in libraries!
- Other people have already invested tons of effort into making things both efficient and correct, use their work when you can!
 - Especially true for concurrent data structures
 - Use thread-safe data structures when available
 - E.g. Java as ConcurrentHashMap

Deadlock

- Occurs when two or more threads are mutually blocking each other
- T1 is blocked by T2, which is blocked by T3, ..., Tn is blocked by T1
 - A cycle of blocking



Bank Account

```
class BankAccount {
```

```
...
```

```
    synchronized void withdraw(int amt) {...}
```

```
    synchronized void deposit(int amt) {...}
```

```
    synchronized void transferTo(int amt, BankAccount a) {
```

```
        this.withdraw(amt);
```

```
        a.deposit(amt);
```


```
    }
```

```
}
```

The Deadlock

Expected Behavior:

Thread 2 items from a stack are popped in LIFO order



acquire lock for account x b/c transferTo is synchronized
acquire lock for account y b/c deposit is synchronized
release lock for account y after deposit
release lock for account x at end of transferTo

acquire lock for account y b/c transferTo is synchronized
acquire lock for account x b/c deposit is synchronized
release lock for account x after deposit
release lock for account y at end of transferTo

The Deadlock

Expected Behavior:

Thread 2 items from a stack are popped in LIFO order

Thread 1:

```
x.transferTo(1,y);
```

Thread 2:

```
y.transferTo(1,x);
```

acquire lock for account **x** b/c transferTo is synchronized

acquire lock for account **y** b/c deposit is synchronized

release lock for account **y** after deposit

release lock for account **x** at end of transferTo

acquire lock for account **y** b/c transferTo is synchronized

acquire lock for account **x** b/c deposit is synchronized

release lock for account **x** after deposit

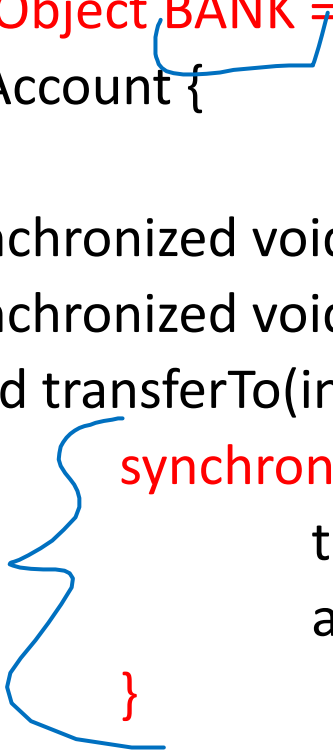
release lock for account **y** at end of transferTo

Resolving Deadlocks

- Deadlocks occur when there are multiple locks necessary to complete a task and different threads may obtain them in a different order
- Option 1:
 - Have a coarser lock granularity
 - E.g. one lock for ALL bank accounts
- Option 2:
 - Have a finer critical section so that only one lock is needed at a time
 - E.g. instead of a synchronized transferTo, have the withdraw and deposit steps locked separately
- Option 3:
 - Force the threads to always acquire the locks in the same order
 - E.g. make transferTo acquire both locks before doing either the withdraw or deposit, make sure both threads agree on the order to acquire

Option 1: Coarser Locking

```
static final Object BANK = new Object();  
class BankAccount {  
    ...  
    synchronized void withdraw(int amt) {...}  
    synchronized void deposit(int amt) {...}  
    void transferTo(int amt, BankAccount a) {  
        synchronized(BANK){  
            this.withdraw(amt);  
            a.deposit(amt);  
        }  
    }  
}
```



Option 2: Finer Critical Section

```
class BankAccount {  
    ...  
    synchronized void withdraw(int amt) {...}  
    synchronized void deposit(int amt) {...}  
    void transferTo(int amt, BankAccount a) {  
        synchronized(this){  
            this.withdraw(amt);  
        }  
        synchronized(a){  
            a.deposit(amt);  
        }  
    }  
}
```

Handwritten annotations in blue ink:

- Three squiggly lines on the left side of the `transferTo` method signature.
- A blue underline under `synchronized(this)`.
- A blue underline under `synchronized(a)`.
- A blue underline under `a.deposit(amt);`.
- A blue bracket-like mark under `this.withdraw(amt);`.
- A blue scribble under the closing brace of the `synchronized(this)` block.
- A blue scribble under the closing brace of the `synchronized(a)` block.

Option 3: First Get All Locks In A Fixed Order

```
class BankAccount {  
    ...  
    synchronized void withdraw(int amt) {...}  
    synchronized void deposit(int amt) {...}  
    void transferTo(int amt, BankAccount a) {  
        if (this.acctNum < a.acctNum){  
            synchronized(this){  
                synchronized(a){  
                    this.withdraw(amt);  
                    a.deposit(amt);  
                }  
            }  
        }  
        else {  
            synchronized(a){  
                synchronized(this){  
                    this.withdraw(amt);  
                    a.deposit(amt);  
                }  
            }  
        }  
    }  
}
```