



CSE373: Data Structures & Algorithms

Lecture 16: Software-Design Interlude – Preserving Abstractions

Dan Grossman

Fall 2013

Motivation

- Essential: knowing available data structures and their trade-offs
 - You're taking a whole course on it! 😊
- However, you will rarely if ever re-implement these “in real life”
 - Provided by libraries
- But the key idea of an *abstraction* arises *all the time* “in real life”
 - Clients do not know how it is implemented
 - Clients do not need to know
 - Clients cannot “break the abstraction” *no matter what they do*

Interface vs. implementation

- Provide a reusable interface without revealing implementation
- More difficult than it sounds due to aliasing and field-assignment
 - Some common pitfalls
- So study it in terms of ADTs vs. data structures
 - Will use priority queues as example in lecture, but any ADT would do
 - Key aspect of grading your homework on graphs

Recall the abstraction

Clients:

“not trusted by ADT implementer”

- Can perform any sequence of ADT operations
- Can do anything type-checker allows on any accessible objects

```
new PQ (...)  
insert (...)  
deleteMin (...)  
isEmpty ()
```

Data structure:

- Should document how operations can be used and what is checked (raising appropriate exceptions)
 - E.g., fields not `null`
- If used correctly, correct priority queue for any client
- Client “cannot see” the implementation
 - E.g., binary min heap

Our example

- A priority queue with to-do items, so earlier dates “come first”
 - Simpler example than using Java generics
- Exact method names and behavior not essential to example

```
public class Date {
    ... // some private fields (year, month, day)
    public int getYear() {...}
    public void setYear(int y) {...}
    ... // more methods
}

public class ToDoItem {
    ... // some private fields (date, description)
    public void setDate(Date d) {...}
    public void setDescription(String d) {...}
    ... // more methods
}

// continued next slide...
```

Our example

- A priority queue with to-do items, so earlier dates “come first”
 - Simpler example than using Java generics
- Exact method names and behavior not essential to example

```
public class Date { ... }
public class ToDoItem { ... }
public class ToDoPQ {
    ... // some private fields (array, size, ...)
    public ToDoPQ() {...}
    void insert(ToDoItem t) {...}
    ToDoItem deleteMin() {...}
    boolean isEmpty() {...}
}
```

An obvious mistake

- Why we trained you to “mindlessly” make fields **private**:

```
public class ToDoPQ {
    ... // other fields
    public ToDoItem[] heap;
    public ToDoPQ() {...}
    void insert(ToDoItem t) {...}
    ...
}
// client:
pq = new ToDoPQ();
pq.heap = null;
pq.insert(...); // likely exception
```

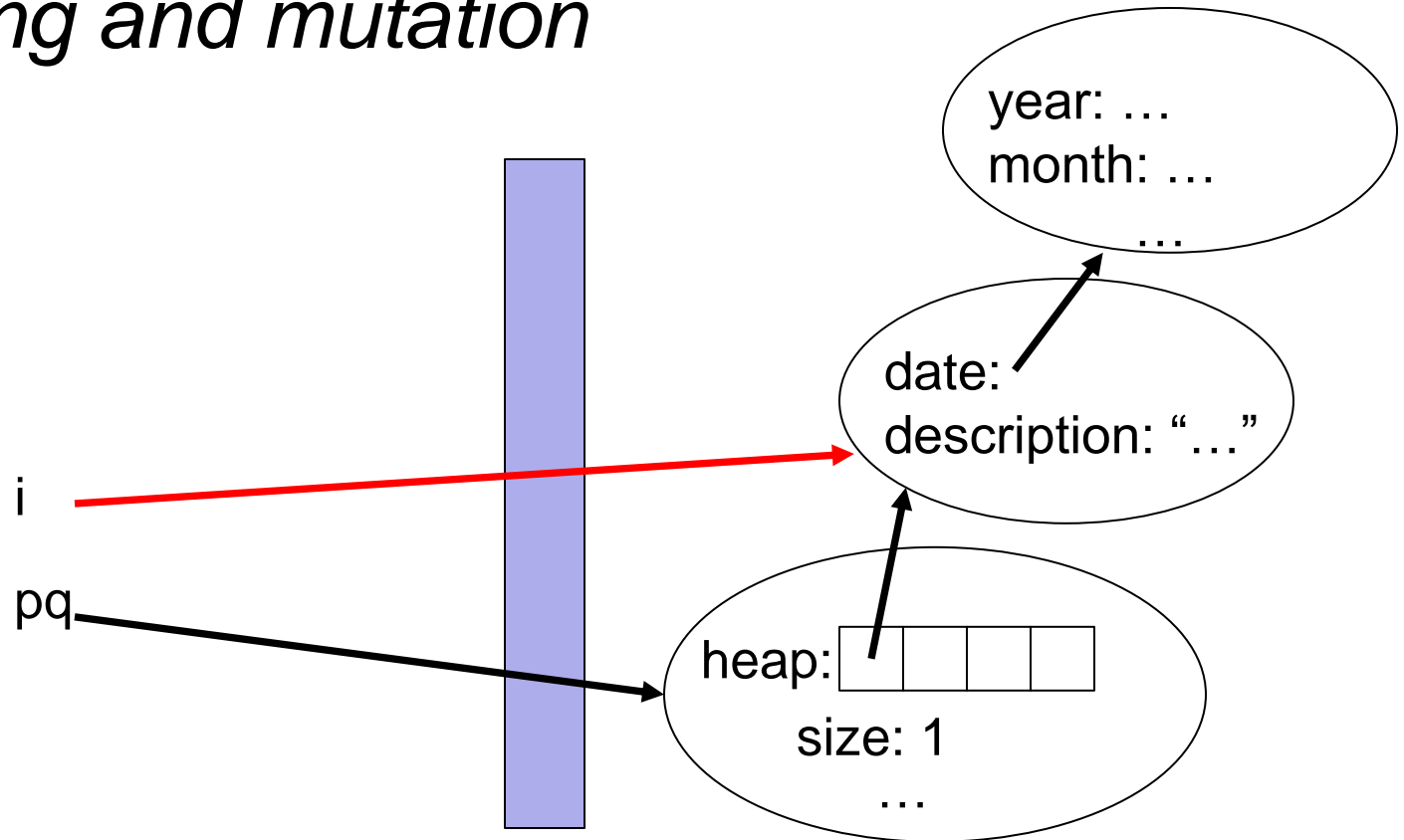
- Today’s lecture: **private** does not solve all your problems!
 - Upcoming pitfalls can occur even with all **private** fields

Less obvious mistakes

```
public class ToDoPQ {
    ... // all private fields
    public ToDoPQ() {...}
    void insert(ToDoItem i) {...}
    ...
}

// client:
ToDoPQ pq = new ToDoPQ();
ToDoItem i = new ToDoItem(...);
pq.insert(i);
i.setDescription("some different thing");
pq.insert(i); // same object after update
x = deleteMin(); // x's description???
y = deleteMin(); // y's description???
```


Aliasing and mutation

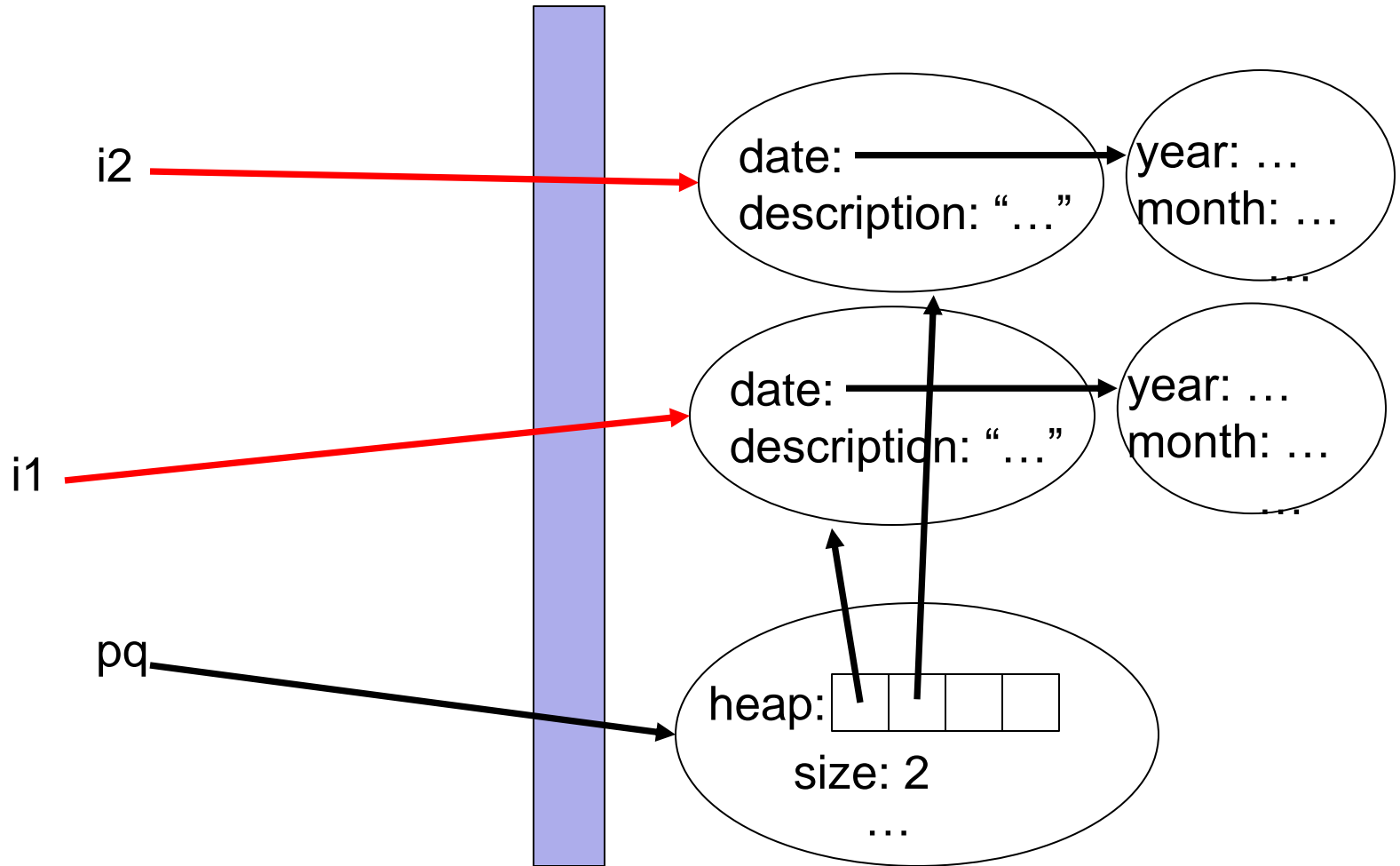


- Client was able to update something inside the abstraction because client had an alias to it!
 - It is too hard to reason about and document what should happen, so better software designs avoid the issue!

More bad clients

```
ToDoPQ    pq = new ToDoPQ();
ToDoItem i1 = new ToDoItem(...); // year 2013
ToDoItem i2 = new ToDoItem(...); // year 2014
pq.insert(i1);
pq.insert(i2);
i1.setDate(...); // year 2015
x = deleteMin(); // "wrong" (???) item?
    // What date does returned item have???
```

More bad clients



More bad clients

```
pq = new ToDoPQ();
ToDoItem i1 = new ToDoItem(...);
pq.insert(i1);
i1.setDate(null);
ToDoItem i2 = new ToDoItem(...);
pq.insert(i2); // NullPointerException???
```

Get exception inside data-structure code even if `insert` did a careful check that the date in the `ToDoItem` is not `null`

- Bad client later invalidates the check

The general fix

- Avoid aliases into the internal data (the “red arrows”) by **copying objects as needed**
 - Do not use the same objects inside and outside the abstraction because two sides do not know all mutation (field-setting) that might occur
 - “Copy-in-copy-out”
- A first attempt:

```
public class ToDoPQ {  
    ...  
    void insert(ToDoItem i) {  
        ToDoItem internal_i =  
            new ToDoItem(i.date, i.description);  
        ... // use only the internal object  
    }  
}
```

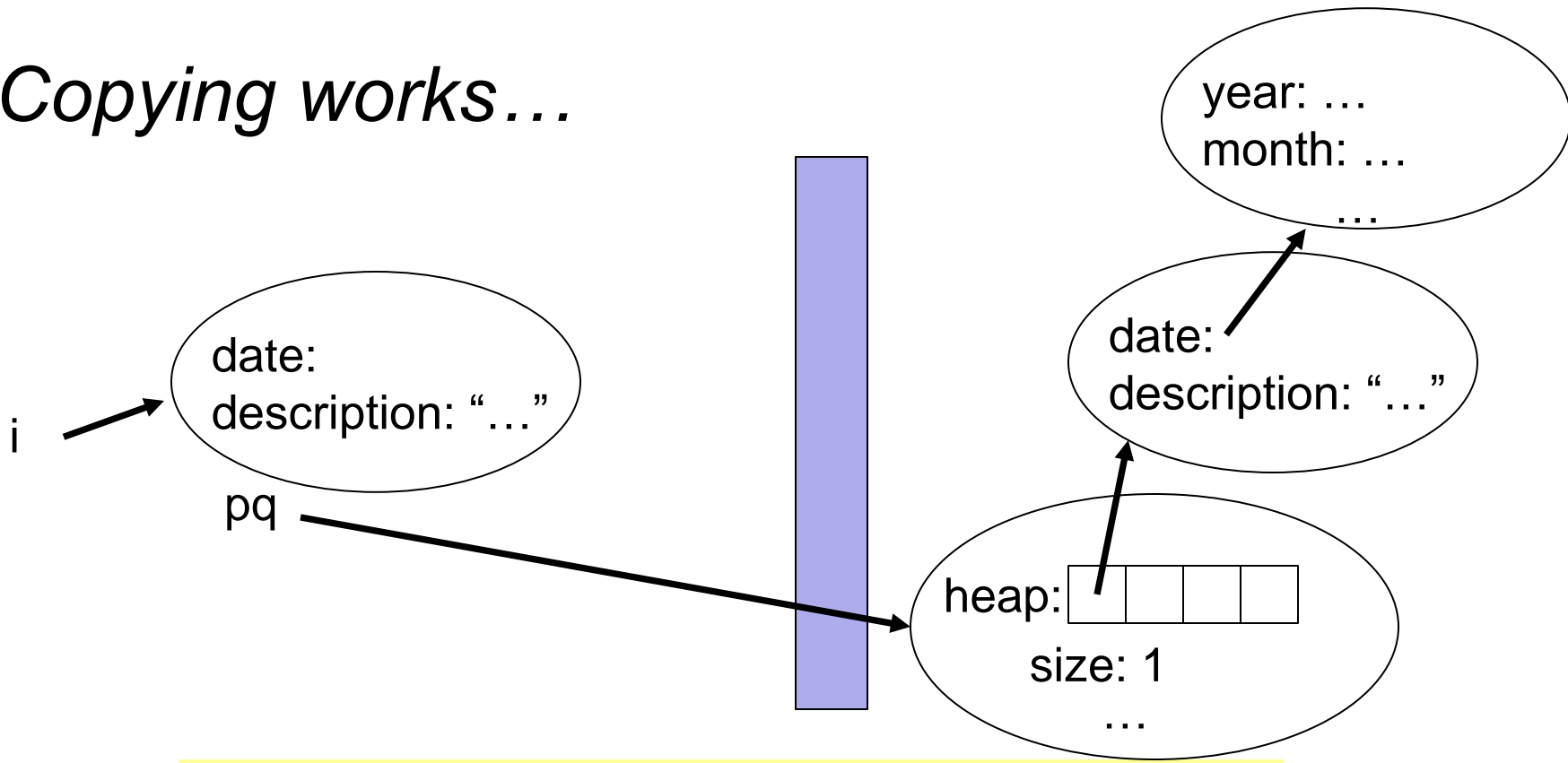
Must copy the object

```
public class ToDoPQ {
    ...
    void insert(ToDoItem i) {
        ToDoItem internal_i =
            new ToDoItem(i.date, i.description);
        ... // use only the internal object
    }
}
```

- Notice this version accomplishes nothing
 - Still the alias to the object we got from the client:

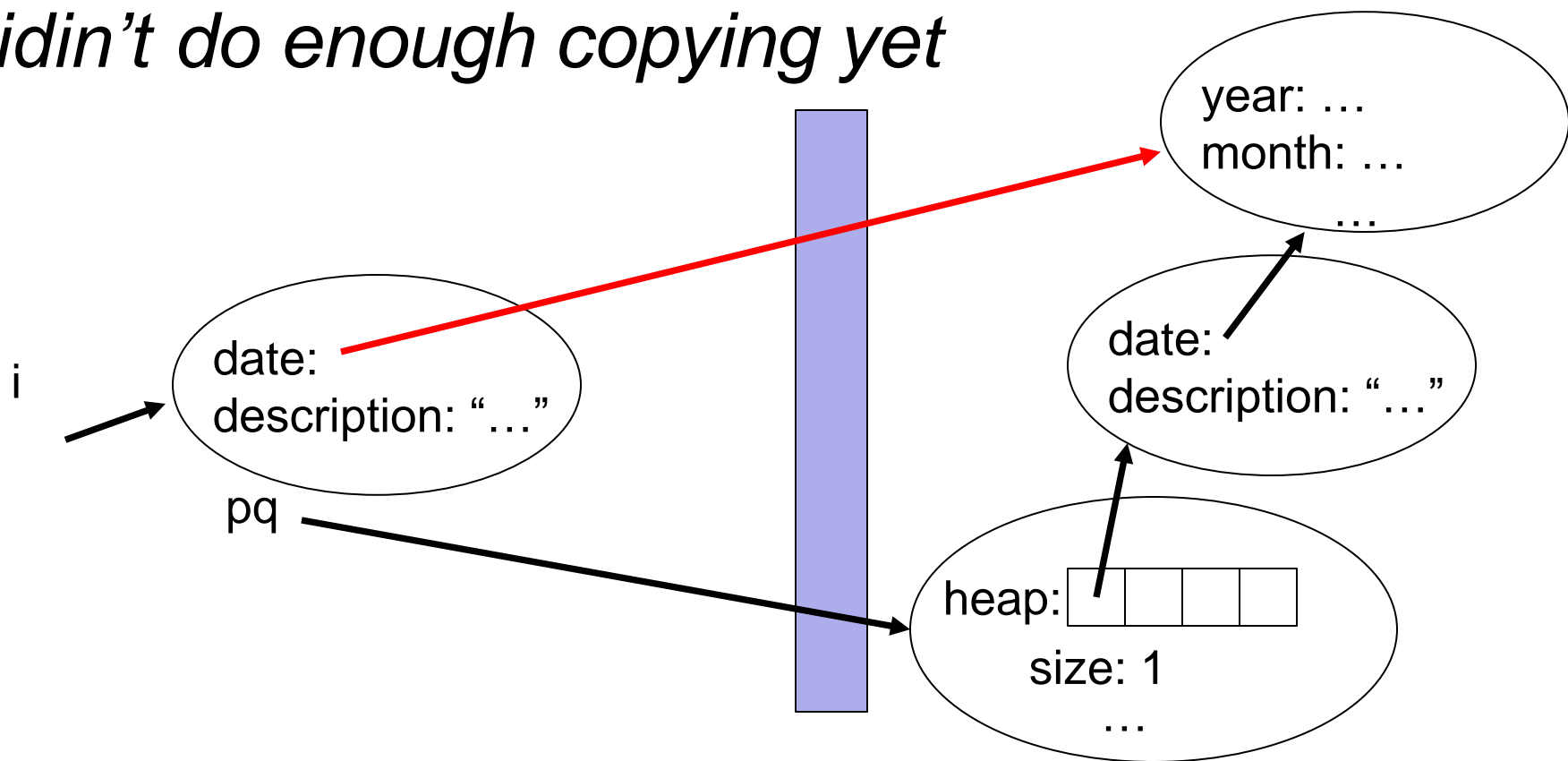
```
public class ToDoPQ {
    ...
    void insert(ToDoItem i) {
        ToDoItem internal_i = i;
        ... // internal_i refers to same object
    }
}
```

Copying works...



```
ToDoItem i = new ToDoItem(...);  
pq = new ToDoPQ();  
pq.insert(i);  
i.setDescription("some different thing");  
pq.insert(i);  
x = deleteMin();  
y = deleteMin();
```

Didn't do enough copying yet



```
Date d = new Date(...)  
ToDoItem i = new ToDoItem(d, "buy beer");  
pq = new ToDoPQ();  
pq.insert(i);  
d.setYear(2015);  
...
```


Deep copying

- For copying to work fully, usually need to also make copies of all objects referred to (and that they refer to and so on...)
 - All the way down to `int`, `double`, `String`, ...
 - Called *deep copying* (versus our first attempt *shallow-copy*)
- Rule of thumb: Deep copy of things passed into abstraction

```
public class ToDoPQ {  
    ...  
    void insert(ToDoItem i) {  
        ToDoItem internal_i =  
            new ToDoItem(new Date(...),  
                          i.description);  
        ... // use only the internal object  
    }  
}
```

Constructors take input too

- General rule: Do not “trust” data passed to constructors
 - Check properties and make deep copies
- Example: Floyd’s algorithm for `buildHeap` should:
 - Check the array (e.g., for `null` values in fields of objects or array positions)
 - Make a deep copy: new array, new objects

```
public class ToDoPQ {  
    // a second constructor that uses  
    // Floyd’s algorithm, but good design  
    // deep-copies the array (and its contents)  
    void PriorityQueue(ToDoItem[] items) {  
        ...  
    }  
}
```

That was copy-in, now copy-out...

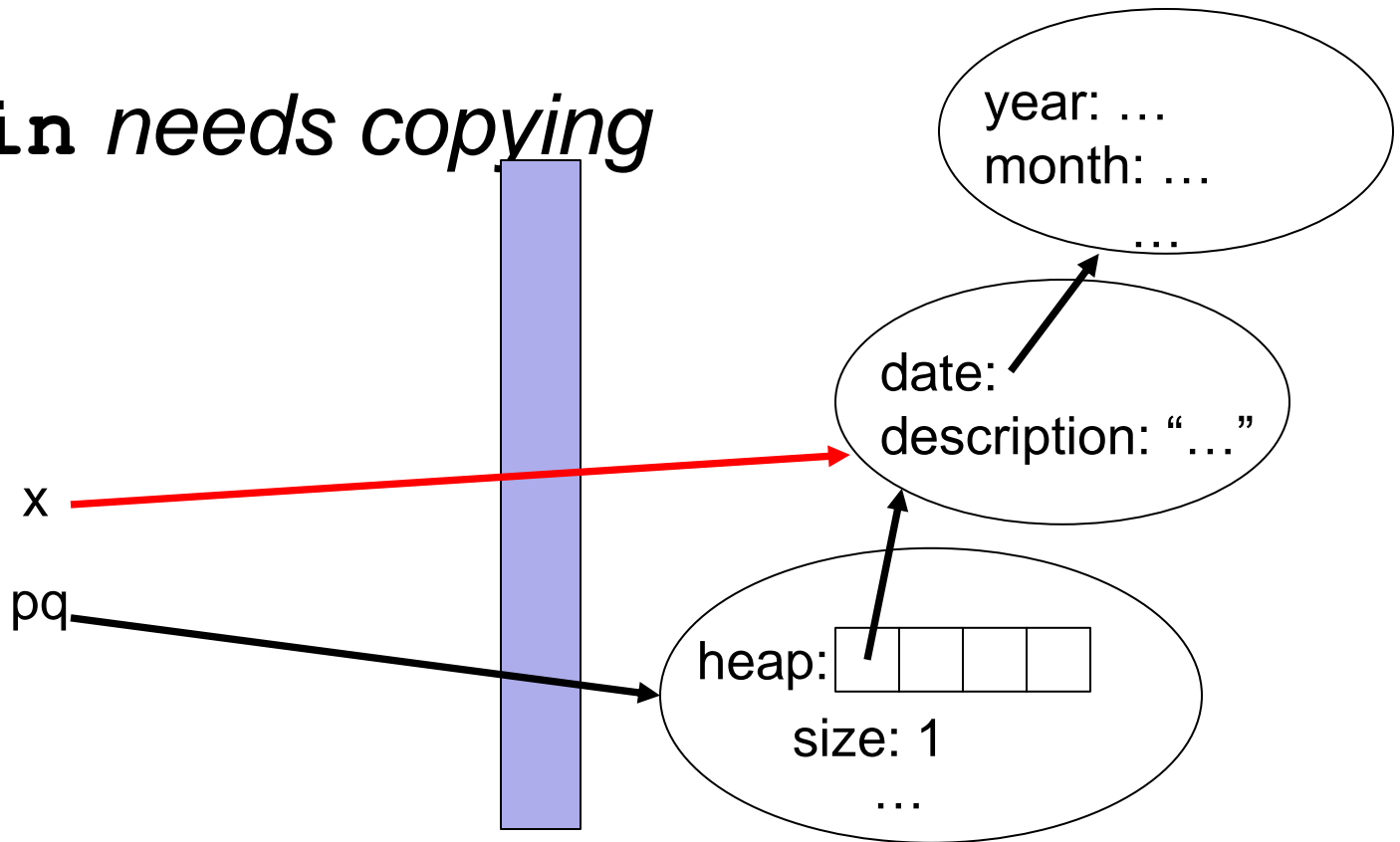
- So we have seen:
 - Need to deep-copy data passed into abstractions to avoid pain and suffering
- Next:
 - Need to deep-copy data passed out of abstractions to avoid pain and suffering (unless data is “new” or no longer used in abstraction)
- Then:
 - If objects are immutable (no way to update fields or things they refer to), then copying unnecessary

deleteMin *is fine*

```
public class ToDoPQ {  
    ...  
    ToDoItem deleteMin() {  
        ToDoItem ans = heap[0];  
        ... // algorithm involving percolateDown  
        return ans;  
    }  
}
```

- Does not create a “red arrow” because object returned is no longer part of the data structure
- Returns an alias to object that was in the heap, but now it is not, so conceptual “ownership” “transfers” to the client

getMin needs copying



```
ToDoItem i = new ToDoItem(...);  
pq = new ToDoPQ();  
x = pq.getMin();  
x.setDate(...);
```

```
public class ToDoPQ {  
    ToDoItem getMin() {  
        int ans = heap[0];  
        return ans;  
    }  
}
```

- Uh-oh, creates a “red arrow”

The fix

- Just like we deep-copy objects from clients before adding to our data structure, we should deep-copy parts of our data structure and return the copies to clients
- Copy-in *and* copy-out

```
public class ToDoPQ {
    ToDoItem getMin() {
        int ans = heap[0];
        return new ToDoItem(new Date(...),
                             ans.description);
    }
}
```

Less copying

- (Deep) copying is one solution to our aliasing problems
- Another solution is *immutability*
 - Make it so nobody can ever change an object or any other objects it can refer to (deeply)
 - Allows “red arrows”, but immutability makes them harmless
- In Java, a `final` field cannot be updated after an object is constructed, so helps ensure immutability
 - But `final` is a “shallow” idea and we need “deep” immutability

This works

```
public class Date {
    private final int year;
    private final String month;
    private final String day;
}

public class ToDoItem {
    private final Date date;
    private final String description;
}

public class ToDoPQ {
    void insert(ToDoItem i) { /*no copy-in needed!*/ }
    ToDoItem getMin() { /*no copy-out needed!*/ }
    ...
}
```

Notes:

- **String** objects are immutable in Java
- (Using **String** for **month** and **day** is not great style though)

This does *not* work

```
public class Date {
    private final int year;
    private String month; // not final
    private final String day;
    ...
}

public class ToDoItem {
    private final Date date;
    private final String description;
}

public class ToDoPQ {
    void insert(ToDoItem i) { /*no copy-in*/ }
    ToDoItem getMin() { /*no copy-out*/ }
    ...
}
```

Client could mutate a `Date`'s `month` that is in our data structure

- So must do entire deep copy of `ToDoItem`

`final` is shallow

```
public class ToDoItem {  
    private final Date date;  
    private final String description;  
}
```

- Here, `final` means no code can update the `year` or `description` fields after the object is constructed
- So they will always refer to the same `Date` and `String` objects
- But what if those objects have *their* contents change
 - Cannot happen with `String` objects
 - For `Date` objects, depends how we define `Date`
- So `final` is a “shallow” notion, but we can use it “all the way down” to get deep immutability

This works

- When deep-copying, can “stop” when you get to immutable data
 - Copying immutable data is wasted work, so poor style

```
public class Date { // immutable
    private final int year;
    private final String month;
    private final String day;
    ...
}
public class ToDoItem {
    private Date date;
    private String description;
}
public class ToDoPQ {
    ToDoItem getMin() {
        int ans = heap[0];
        return new ToDoItem(ans.date, // okay!
                             ans.description);
    }
}
```

What about this?

```
public class Date { // immutable
    ...
}
public class ToDoItem { // immutable (unlike last slide)
    ...
}
public class ToDoPQ {
    // a second constructor that uses
    // Floyd's algorithm
    void PriorityQueue(ToDoItem[] items) {
        // what copying should we do?
        ...
    }
}
```

What about this?

```
public class Date { // immutable
    ...
}
public class ToDoItem { // immutable (unlike last slide)
    ...
}
public class ToDoPQ {
    // a second constructor that uses
    // Floyd's algorithm
    void PriorityQueue(ToDoItem[] items) {
        // what copying should we do?
        ...
    }
}
```

Copy the array, but do not copy the `ToDoItem` or `Date` objects

Homework 5

- You are implementing a graph abstraction
- As provided, **Vertex** and **Edge** are immutable
 - But **Collection<Vertex>** and **Collection<Edge>** are not
- You might choose to add fields to **Vertex** or **Edge** that make them not immutable
 - Leads to more copy-in-copy-out, but that's fine!
- *Or* you might leave them immutable and keep things like “best-path-cost-so-far” in another dictionary (e.g., a **HashMap**)

There is more than one good design, but preserve your abstraction

- *Great practice with a key concept in software design*