



CSE373: Data Structures & Algorithms

Lecture 17: Shortest Paths

Nicki Dell

Spring 2014

Announcements

- Midterm on Friday May 9th
 - TAs proctoring the exam
 - Be on time!!
- Homework 4 partner selection due TODAY!
- Homework 4 due next Wednesday, May 14th

Graph Traversals

For an arbitrary graph and a starting node \mathbf{v} , find all nodes *reachable* from \mathbf{v} (i.e., there exists a path from \mathbf{v})

Basic idea:

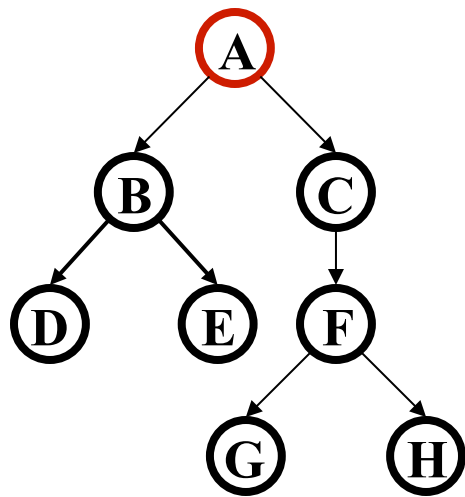
- Keep following nodes
- But “mark” nodes after visiting them, so the traversal terminates and processes each reachable node exactly once

Important Graph traversal algorithms:

- “Depth-first search” “DFS”: recursively explore one part before going back to the other parts not yet explored
- “Breadth-first search” “BFS”: explore areas closer to the start node first

Example: Another Depth First Search

- A tree is a graph and DFS and BFS are particularly easy to “see”

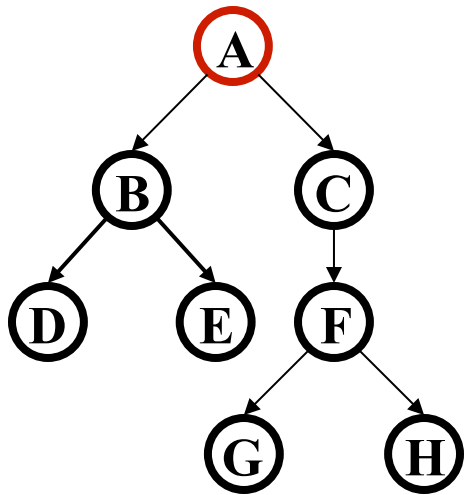


```
DFS2(Node start) {  
    initialize stack s and push start  
    mark start as visited  
    while(s is not empty) {  
        next = s.pop() // and “process”  
        for each node u adjacent to next  
            if(u is not marked)  
                mark u and push onto s  
    }  
}
```

- A C F H G B E D
- Could be other correct DFS traversals (e.g. go to right nodes first)
- The marking is because we support arbitrary graphs and we want to process each node exactly once

Example: Breadth First Search

- A tree is a graph and DFS and BFS are particularly easy to “see”



```
BFS(Node start) {  
    initialize queue q and enqueue start  
    mark start as visited  
    while(q is not empty) {  
        next = q.dequeue() // and “process”  
        for each node u adjacent to next  
            if(u is not marked)  
                mark u and enqueue onto q  
    }  
}
```

- A B C D E F G H
- A “level-order” traversal

Comparison

- Breadth-first always finds shortest paths, i.e., “optimal solutions”
 - Better for “what is the shortest path from \mathbf{x} to \mathbf{y} ”
- But depth-first can use less space in finding a path
 - If *longest path* in the graph is \mathbf{p} and highest out-degree is \mathbf{d} then DFS stack never has more than $\mathbf{d} \cdot \mathbf{p}$ elements
 - But a queue for BFS may hold $O(|V|)$ nodes
- A third approach:
 - *Iterative deepening (IDFS)*:
 - Try DFS but disallow recursion more than \mathbf{k} levels deep
 - If that fails, increment \mathbf{k} and start the entire search over
 - Like BFS, finds shortest paths. Like DFS, less space.

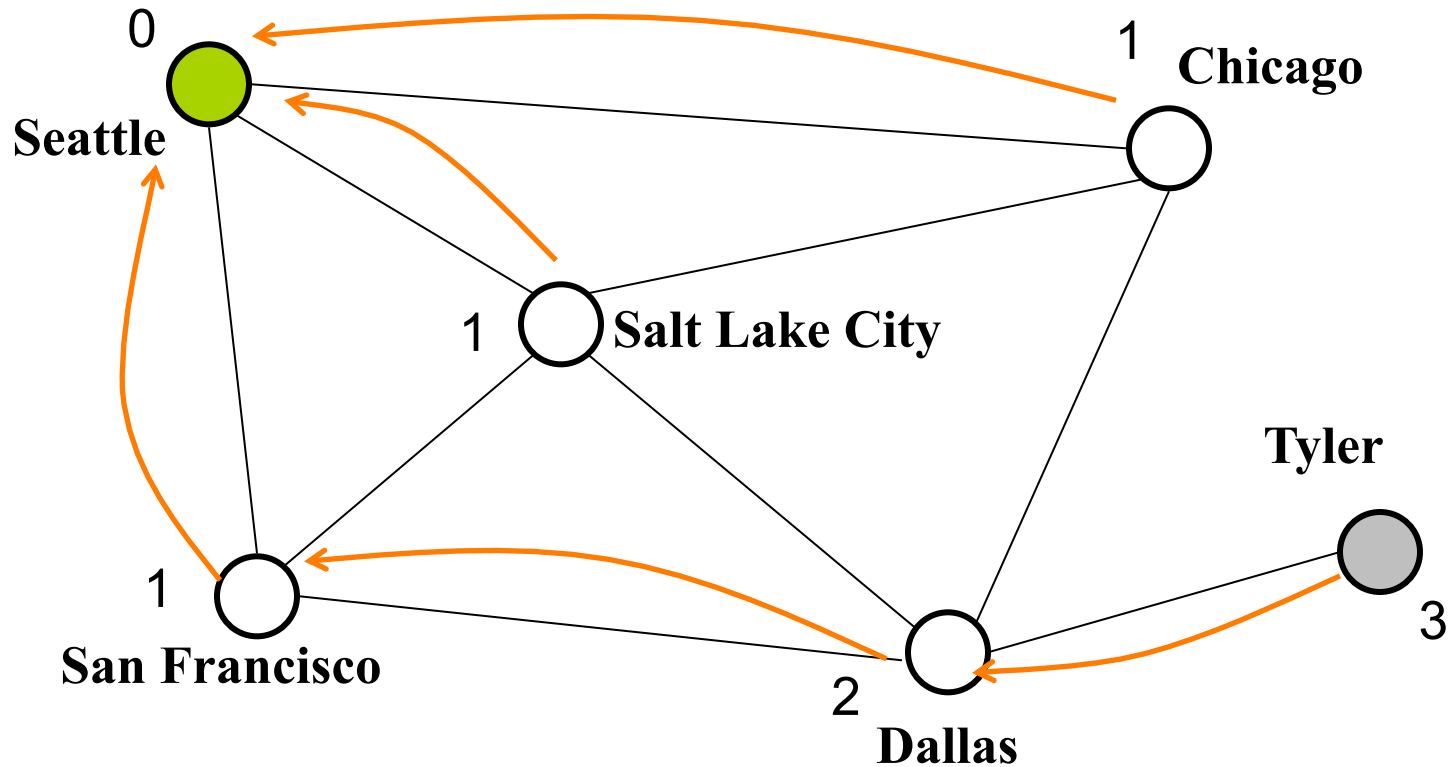
Saving the Path

- Our graph traversals can answer the reachability question:
 - “Is there a path from node x to node y ?”
- But what if we want to actually output the path?
 - Like getting driving directions rather than just knowing it’s possible to get there!
- How to do it:
 - Instead of just “marking” a node, store the previous node along the path (when processing u causes us to add v to the search, set $v.path$ field to be u)
 - When you reach the goal, follow `path` fields back to where you started (and then reverse the answer)
 - If just wanted path *length*, could put the integer distance at each node instead

Example using BFS

What is a path from Seattle to Tyler

- Remember marked nodes are not re-enqueued
- Note shortest paths may not be unique



Single source shortest paths

- Done: BFS to find the minimum path length from v to u in $O(|E|+|V|)$
- Actually, can find the minimum path length from v to *every node*
 - Still $O(|E|+|V|)$
 - No faster way for a “distinguished” destination in the worst-case
- Now: Weighted graphs

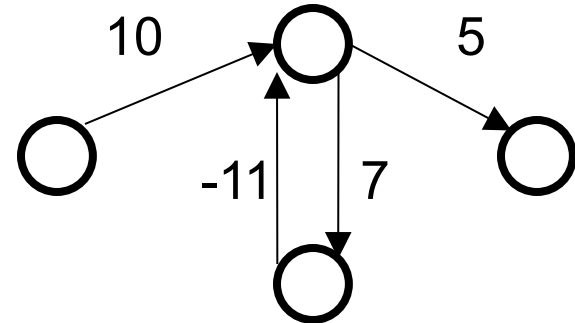
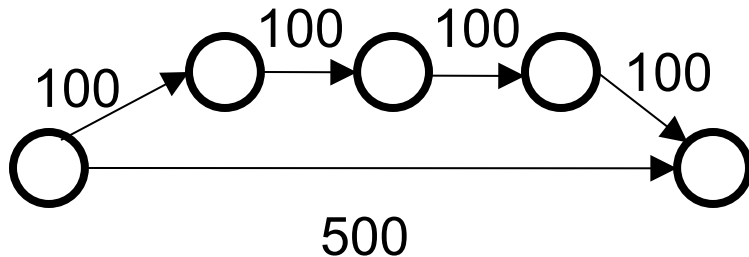
Given a weighted graph and node v ,
find the minimum-cost path from v to every node

- As before, asymptotically no harder than for one destination

Applications

- Driving directions
- Cheap flight itineraries
- Network routing
- Critical paths in project management

Not as easy as BFS



Why BFS won't work: Shortest path may not have the fewest edges

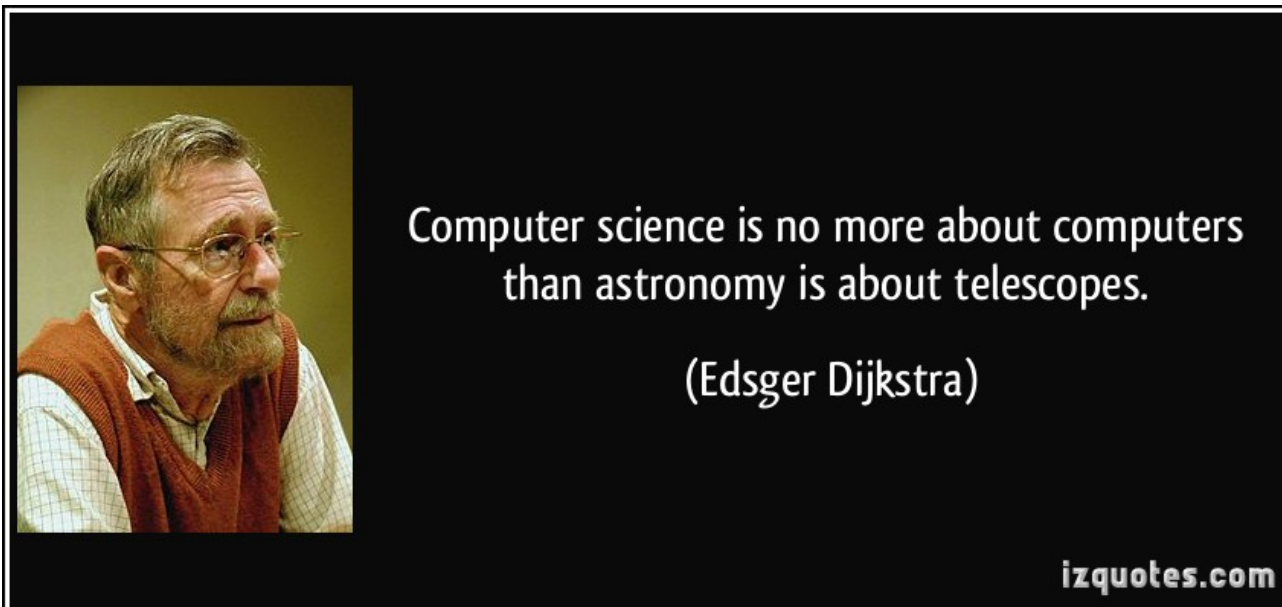
- Annoying when this happens with costs of flights

We will assume there are no negative weights

- *Problem* is *ill-defined* if there are negative-cost *cycles*
- *Today's algorithm* is *wrong* if *edges* can be negative
 - There are other, slower (but not terrible) algorithms

Dijkstra's Algorithm

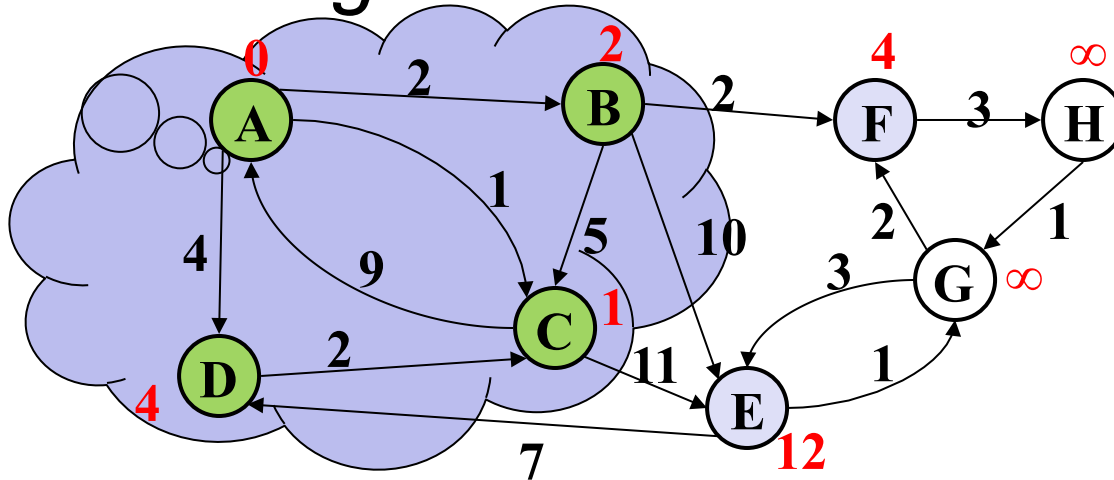
- Named after its inventor Edsger Dijkstra (1930-2002)
 - Truly one of the “founders” of computer science; this is just one of his many contributions
 - Many people have a favorite Dijkstra story, even if they never met him



Dijkstra's Algorithm

- The idea: reminiscent of BFS, but adapted to handle weights
 - Grow the set of nodes whose shortest distance has been computed
 - Nodes not in the set will have a “best distance so far”
 - A priority queue will turn out to be useful for efficiency
- An example of a **greedy algorithm**
 - A series of steps
 - At each one the locally optimal choice is made

Dijkstra's Algorithm: Idea



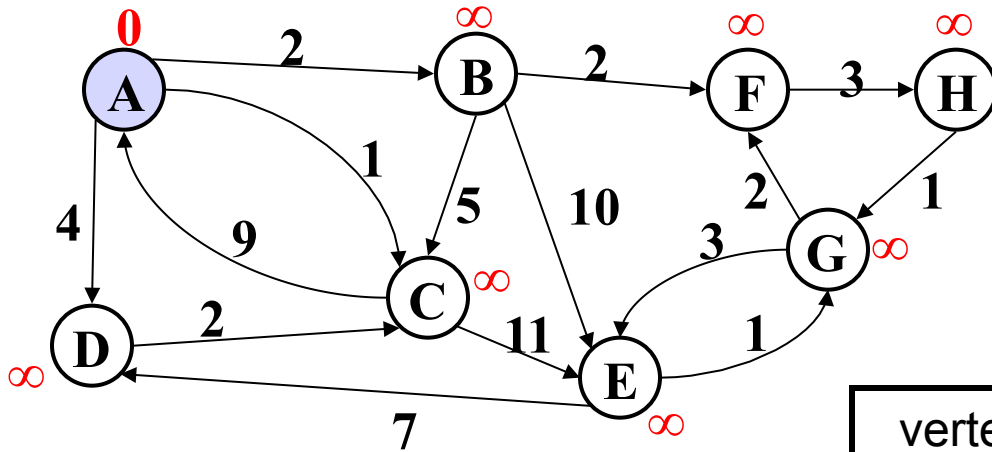
- Initially, start node has cost 0 and all other nodes have cost ∞
- At each step:
 - Pick closest unknown vertex v
 - Add it to the “cloud” of known vertices
 - Update distances for nodes with edges from v
- That's it! (But we need to prove it produces correct answers)

The Algorithm

1. For each node v , set $v.cost = \infty$ and $v.known = false$
2. Set $source.cost = 0$
3. While there are unknown nodes in the graph
 - a) Select the unknown node v with lowest cost
 - b) Mark v as known
 - c) For each edge (v, u) with weight w ,

```
    c1 = v.cost + w // cost of best path through v to u
    c2 = u.cost // cost of best path to u previously known
    if (c1 < c2) { // if the path through v is better
        u.cost = c1
        u.path = v // for computing actual paths
    }
```

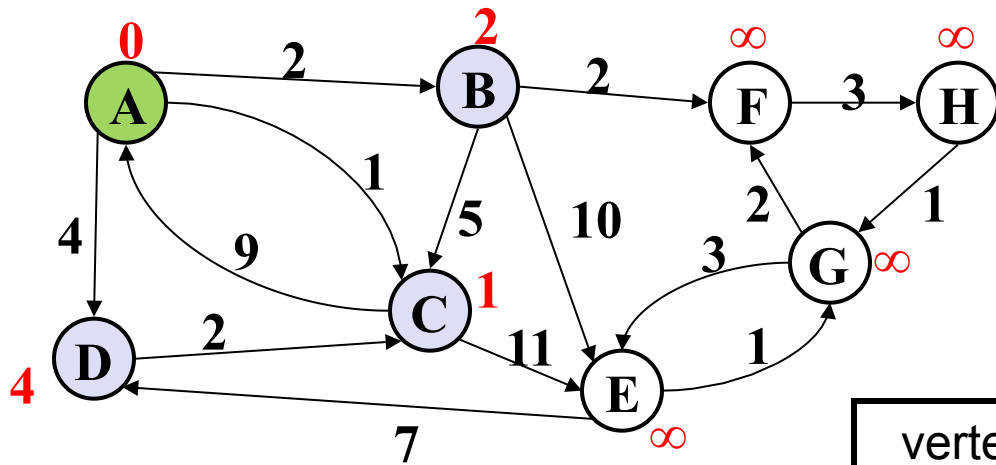
Example #1



vertex	known?	cost	path
A		0	
B		??	
C		??	
D		??	
E		??	
F		??	
G		??	
H		??	

Order Added to Known Set:

Example #1

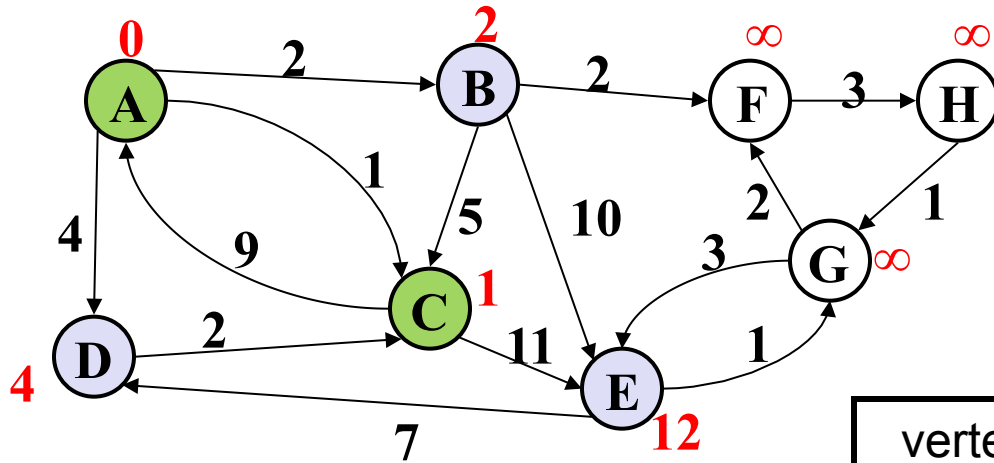


vertex	known?	cost	path
A	Y	0	
B		≤ 2	A
C		≤ 1	A
D		≤ 4	A
E		??	
F		??	
G		??	
H		??	

Order Added to Known Set:

A

Example #1

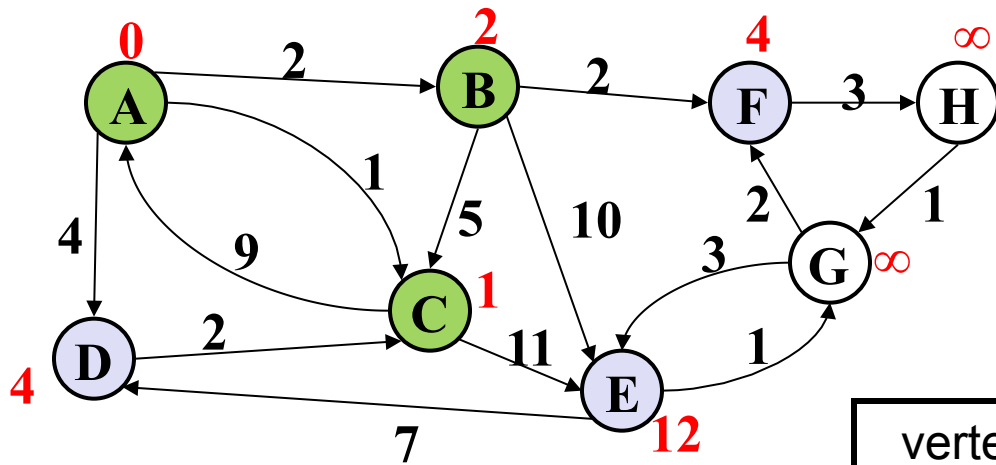


vertex	known?	cost	path
A	Y	0	
B		≤ 2	A
C	Y	1	A
D		≤ 4	A
E		≤ 12	C
F		??	
G		??	
H		??	

Order Added to Known Set:

A, C

Example #1

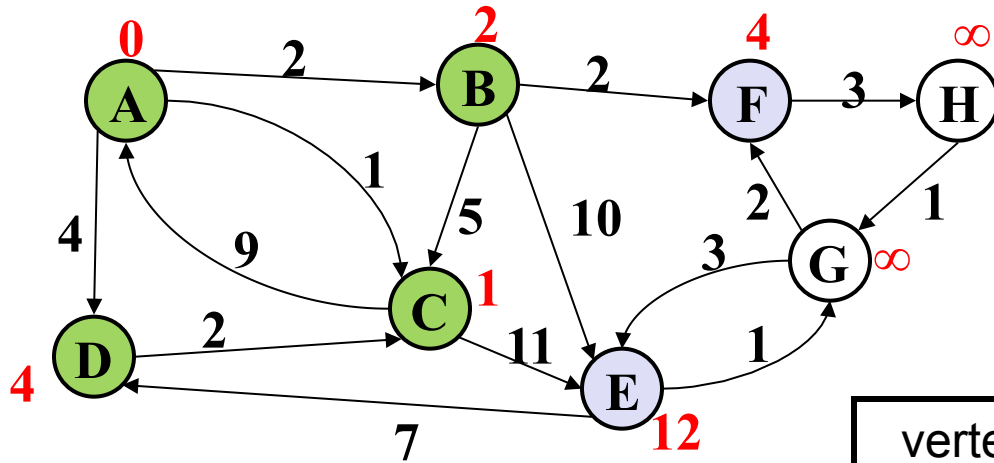


vertex	known?	cost	path
A	Y	0	
B	Y	2	A
C	Y	1	A
D		≤ 4	A
E		≤ 12	C
F		≤ 4	B
G		??	
H		??	

Order Added to Known Set:

A, C, B

Example #1

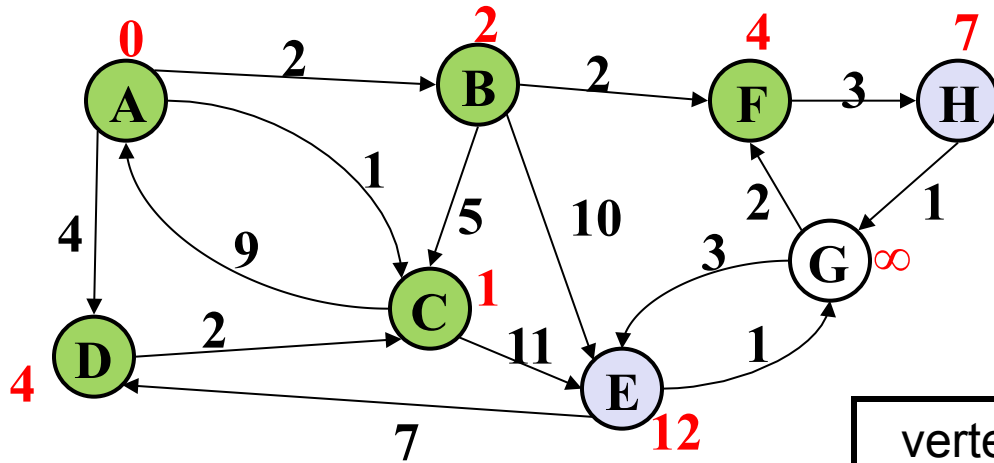


vertex	known?	cost	path
A	Y	0	
B	Y	2	A
C	Y	1	A
D	Y	4	A
E		≤ 12	C
F		≤ 4	B
G		??	
H		??	

Order Added to Known Set:

A, C, B, D

Example #1

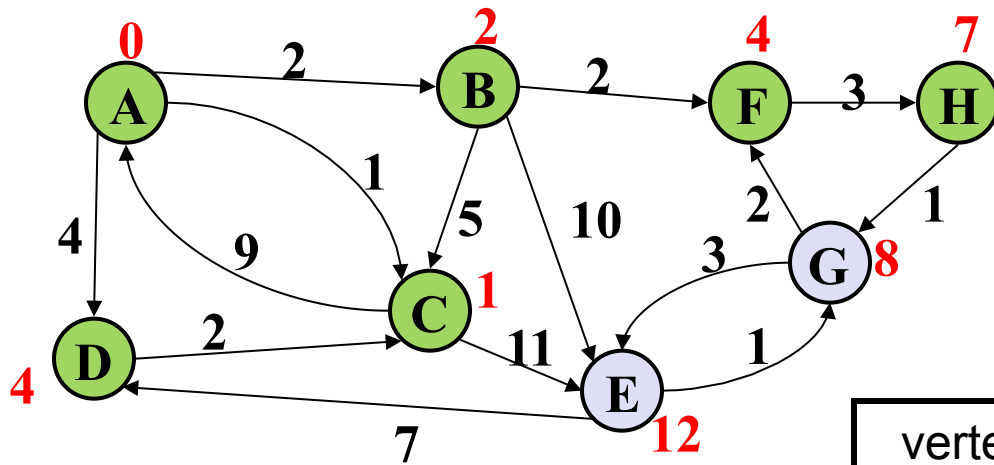


vertex	known?	cost	path
A	Y	0	
B	Y	2	A
C	Y	1	A
D	Y	4	A
E		≤ 12	C
F	Y	4	B
G		??	
H		≤ 7	F

Order Added to Known Set:

A, C, B, D, F

Example #1

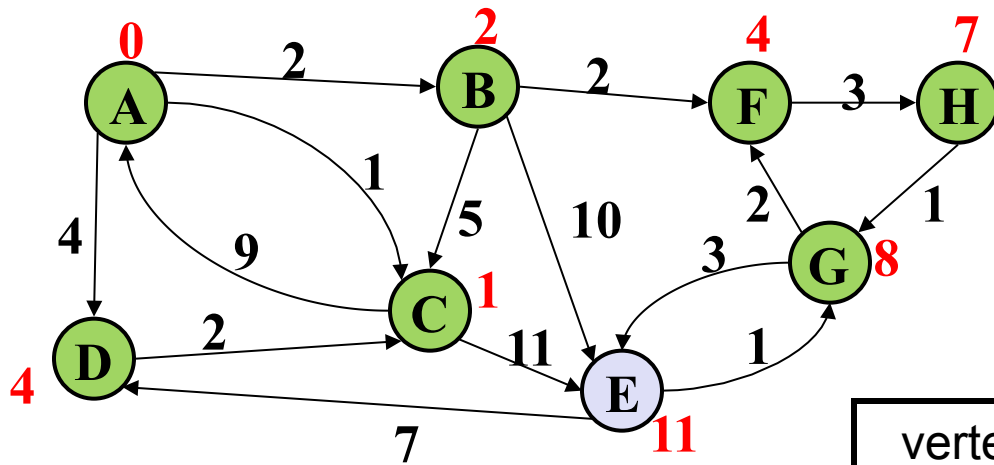


vertex	known?	cost	path
A	Y	0	
B	Y	2	A
C	Y	1	A
D	Y	4	A
E		≤ 12	C
F	Y	4	B
G		≤ 8	H
H	Y	7	F

Order Added to Known Set:

A, C, B, D, F, H

Example #1

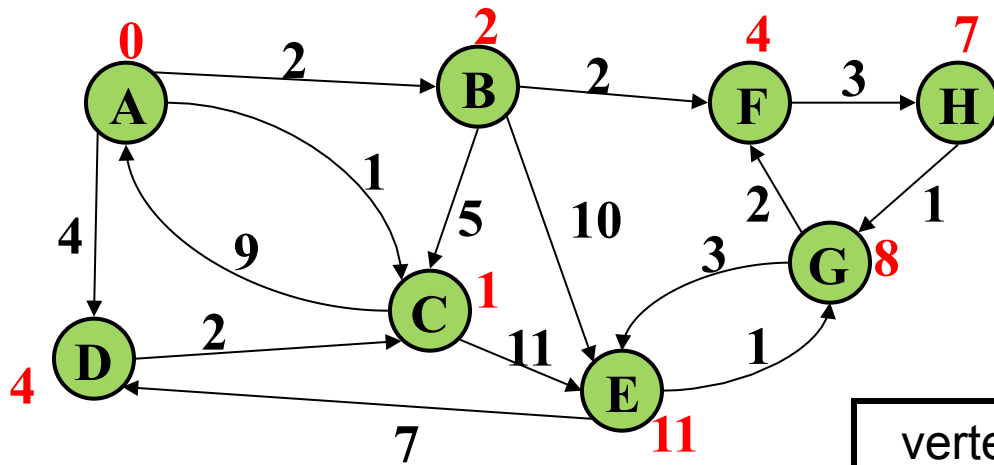


vertex	known?	cost	path
A	Y	0	
B	Y	2	A
C	Y	1	A
D	Y	4	A
E		≤ 11	G
F	Y	4	B
G	Y	8	H
H	Y	7	F

Order Added to Known Set:

A, C, B, D, F, H, G

Example #1



vertex	known?	cost	path
A	Y	0	
B	Y	2	A
C	Y	1	A
D	Y	4	A
E	Y	11	G
F	Y	4	B
G	Y	8	H
H	Y	7	F

Order Added to Known Set:

A, C, B, D, F, H, G, E

Features

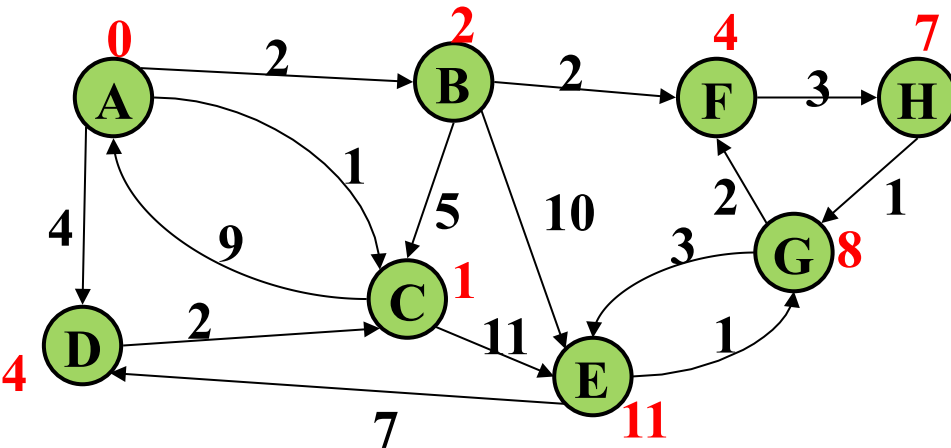
- When a vertex is marked known, the cost of the shortest path to that node is known
 - The path is also known by following back-pointers
- While a vertex is still not known, another shorter path to it **might** still be found

Note: The “Order Added to Known Set” is not important

- A detail about how the algorithm works (client doesn't care)
- Not used by the algorithm (implementation doesn't care)
- It is sorted by path-cost, resolving ties in some way
 - Helps give intuition of why the algorithm works

Interpreting the Results

- Now that we're done, how do we get the path from, say, A to E?



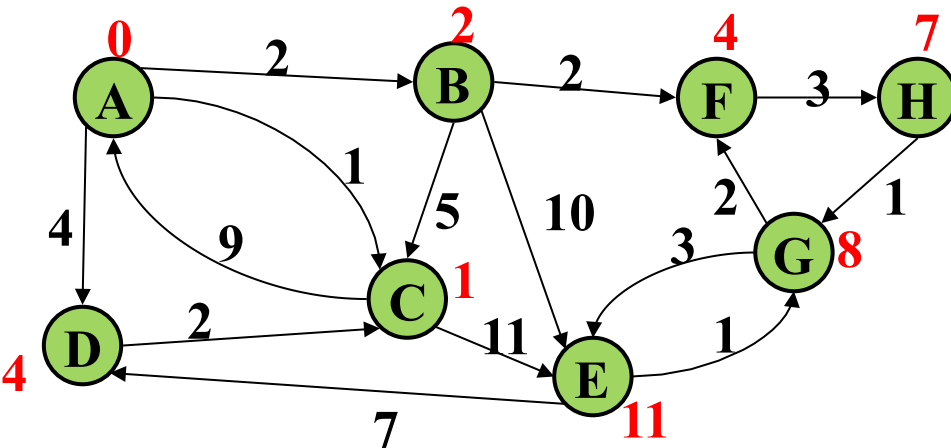
Order Added to Known Set:

A, C, B, D, F, H, G, E

vertex	known?	cost	path
A	Y	0	
B	Y	2	A
C	Y	1	A
D	Y	4	A
E	Y	11	G
F	Y	4	B
G	Y	8	H
H	Y	7	F

Stopping Short

- How would this have worked differently if we were only interested in:
 - The path from A to G?
 - The path from A to E?

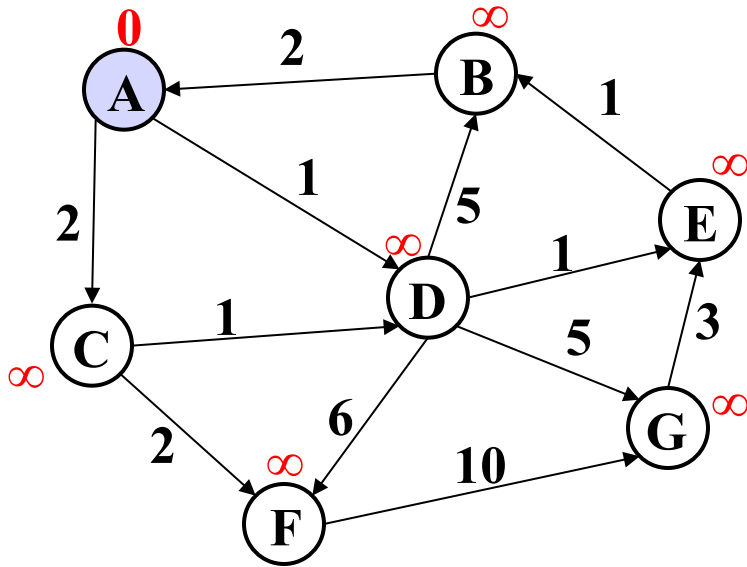


Order Added to Known Set:

A, C, B, D, F, H, G, E

vertex	known?	cost	path
A	Y	0	
B	Y	2	A
C	Y	1	A
D	Y	4	A
E	Y	11	G
F	Y	4	B
G	Y	8	H
H	Y	7	F

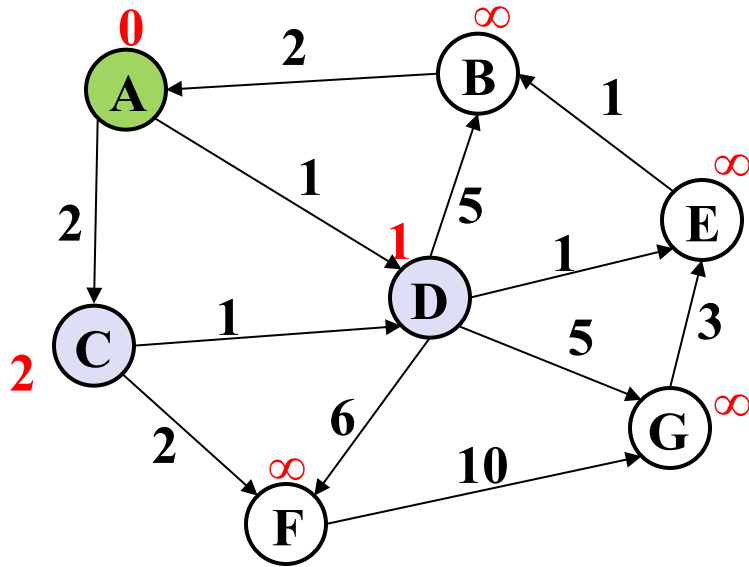
Example #2



Order Added to Known Set:

vertex	known?	cost	path
A		0	
B		??	
C		??	
D		??	
E		??	
F		??	
G		??	

Example #2

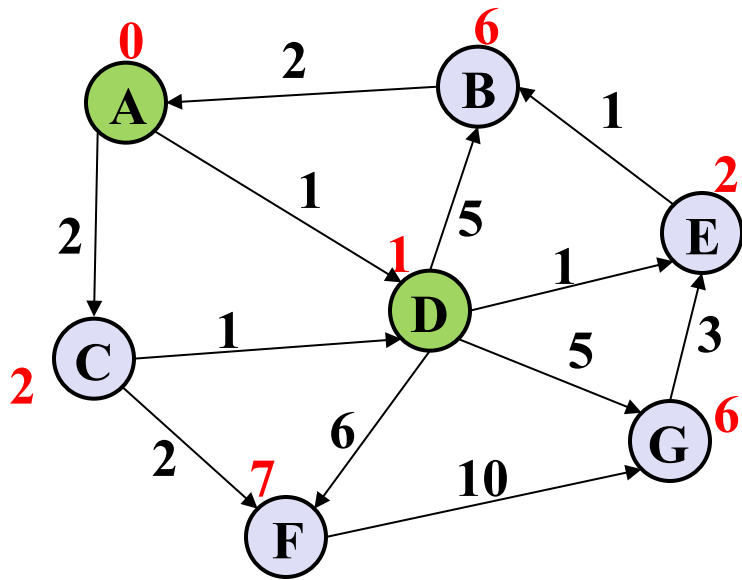


vertex	known?	cost	path
A	Y	0	
B		??	
C		≤ 2	A
D		≤ 1	A
E		??	
F		??	
G		??	

Order Added to Known Set:

A

Example #2

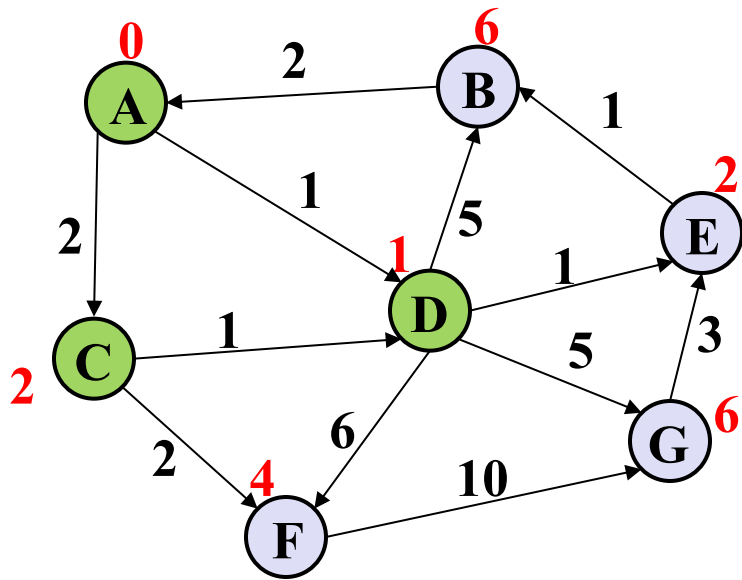


vertex	known?	cost	path
A	Y	0	
B		≤ 6	D
C		≤ 2	A
D	Y	1	A
E		≤ 2	D
F		≤ 7	D
G		≤ 6	D

Order Added to Known Set:

A, D

Example #2

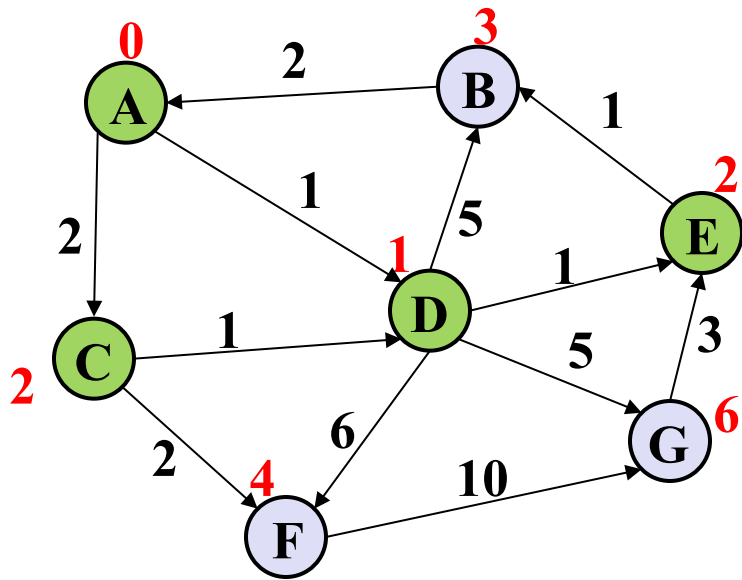


Order Added to Known Set:

A, D, C

vertex	known?	cost	path
A	Y	0	
B		≤ 6	D
C	Y	2	A
D	Y	1	A
E		≤ 2	D
F		≤ 4	C
G		≤ 6	D

Example #2

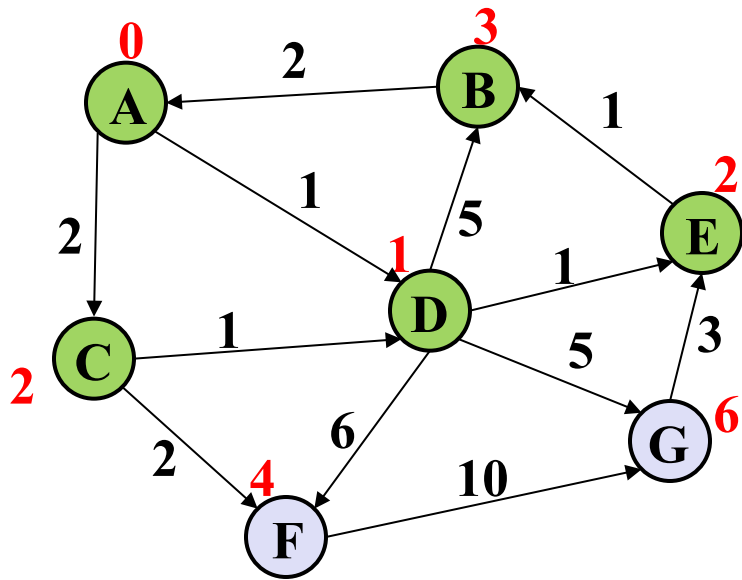


vertex	known?	cost	path
A	Y	0	
B		≤ 3	E
C	Y	2	A
D	Y	1	A
E	Y	2	D
F		≤ 4	C
G		≤ 6	D

Order Added to Known Set:

A, D, C, E

Example #2

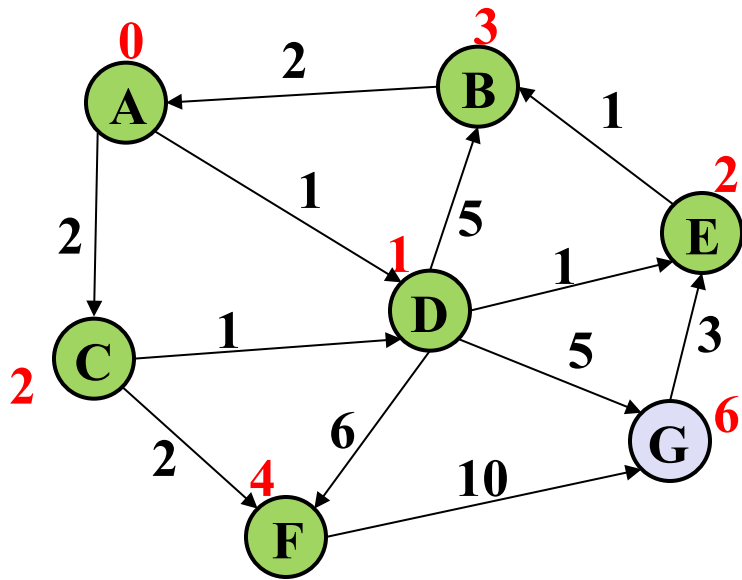


vertex	known?	cost	path
A	Y	0	
B	Y	3	E
C	Y	2	A
D	Y	1	A
E	Y	2	D
F		≤ 4	C
G		≤ 6	D

Order Added to Known Set:

A, D, C, E, B

Example #2

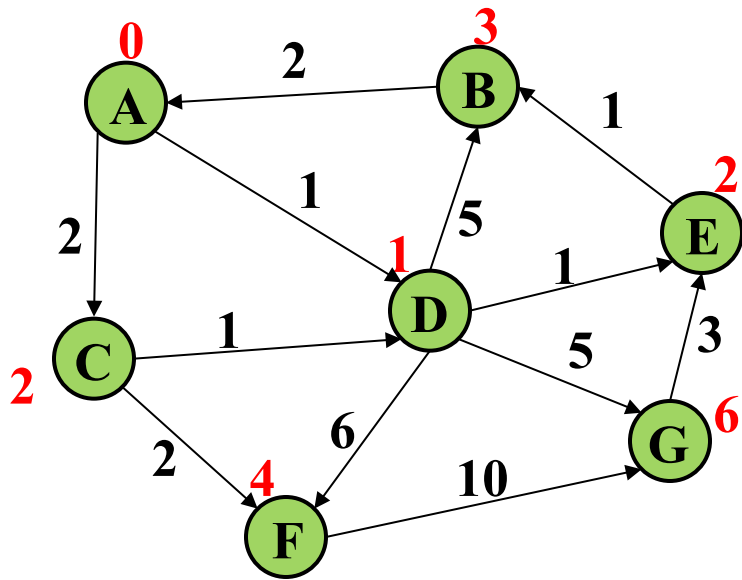


vertex	known?	cost	path
A	Y	0	
B	Y	3	E
C	Y	2	A
D	Y	1	A
E	Y	2	D
F	Y	4	C
G		≤ 6	D

Order Added to Known Set:

A, D, C, E, B, F

Example #2

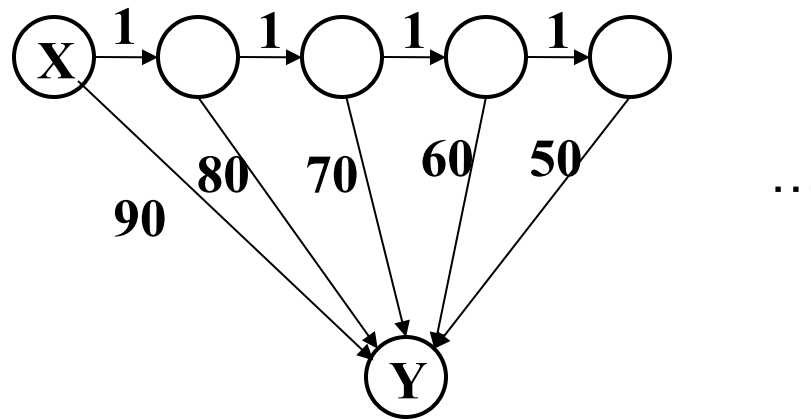


vertex	known?	cost	path
A	Y	0	
B	Y	3	E
C	Y	2	A
D	Y	1	A
E	Y	2	D
F	Y	4	C
G	Y	6	D

Order Added to Known Set:

A, D, C, E, B, F, G

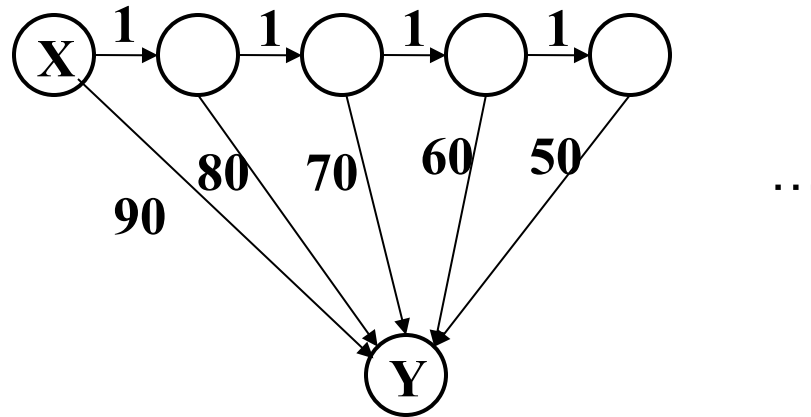
Example #3



How will the best-cost-so-far for Y proceed?

Is this expensive?

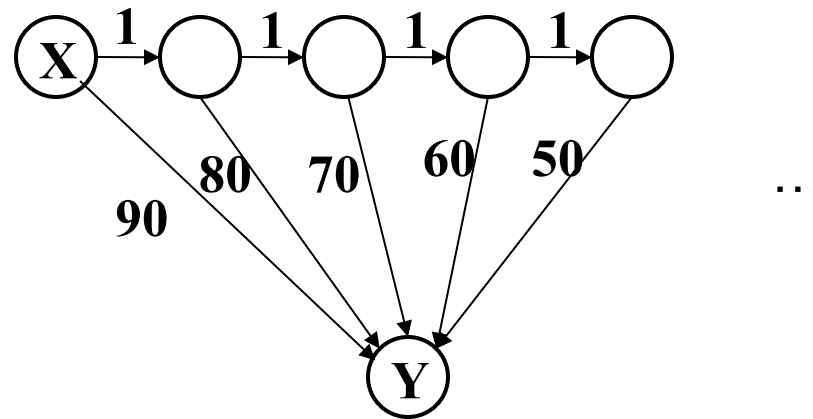
Example #3



How will the best-cost-so-far for Y proceed? 90, 81, 72, 63, 54, ...

Is this expensive?

Example #3



How will the best-cost-so-far for Y proceed? 90, 81, 72, 63, 54, ...

Is this expensive? No, each *edge* is processed only once

A Greedy Algorithm

- Dijkstra's algorithm
 - For single-source shortest paths in a weighted graph (directed or undirected) with no negative-weight edges
- An example of a *greedy algorithm*:
 - At each step, always does what seems best at that step
 - A locally optimal step, not necessarily globally optimal
 - Once a vertex is known, it is not revisited
 - Turns out to be globally optimal

Where are We?

- Had a problem: Compute shortest paths in a weighted graph with no negative weights
- Learned an algorithm: Dijkstra's algorithm
- What should we do after learning an algorithm?
 - Prove it is correct
 - Not obvious!
 - We will sketch the key ideas
 - Analyze its efficiency
 - Will do better by using a data structure we learned earlier!

Correctness: Intuition

Rough intuition:

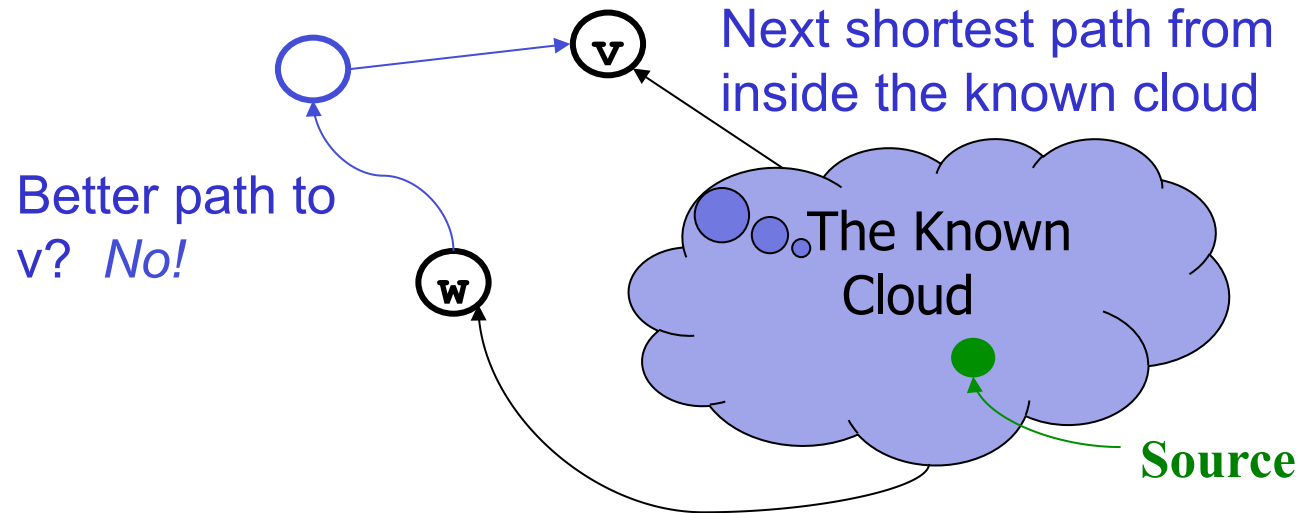
All the “known” vertices have the correct shortest path

- True initially: shortest path to start node has cost 0
- If it stays true every time we mark a node “known”, then by induction this holds and eventually everything is “known”

Key fact we need: When we mark a vertex “known” we won’t discover a shorter path later!

- This holds only because Dijkstra’s algorithm picks the node with the next shortest path-so-far
- The proof is by contradiction...

Correctness: The Cloud (Rough Sketch)



Suppose v is the next node to be marked known (“added to the cloud”)


- The **best-known path** to v must have only nodes “in the cloud”
 - Else we would have picked a node closer to the cloud than v
- Suppose the **actual shortest path** to v is different
 - It won’t use only cloud nodes, or we would know about it
 - So it must use non-cloud nodes. Let w be the *first* non-cloud node on this path. The part of the path up to w is **already known** and must be shorter than the best-known path to v . So v would not have been picked. Contradiction.

Efficiency, first approach

Use pseudocode to determine asymptotic run-time

- Notice each edge is processed only once

```
dijkstra(Graph G, Node start) {  
  for each node: x.cost=infinity, x.known=false  
  start.cost = 0  
  while(not all nodes are known) {  
    b = find unknown node with smallest cost  
    b.known = true  
    for each edge (b,a) in G  
      if(!a.known)  
        if(b.cost + weight((b,a)) < a.cost) {  
          a.cost = b.cost + weight((b,a))  
          a.path = b  
        }  
  }  
}
```



Efficiency, first approach

Use pseudocode to determine asymptotic run-time

- Notice each edge is processed only once

```
dijkstra(Graph G, Node start) {  
  for each node: x.cost=infinity, x.known=false  
  start.cost = 0  
  while(not all nodes are known) {  
    b = find unknown node with smallest cost  
    b.known = true  
    for each edge (b,a) in G  
      if(!a.known)  
        if(b.cost + weight((b,a)) < a.cost) {  
          a.cost = b.cost + weight((b,a))  
          a.path = b  
        }  
  }  
}
```

$O(|V|)$

Efficiency, first approach

Use pseudocode to determine asymptotic run-time

- Notice each edge is processed only once

```
dijkstra(Graph G, Node start) {  
  for each node: x.cost=infinity, x.known=false  
  start.cost = 0  
  while(not all nodes are known) {  
    b = find unknown node with smallest cost  
    b.known = true  
    for each edge (b,a) in G  
      if(!a.known)  
        if(b.cost + weight((b,a)) < a.cost) {  
          a.cost = b.cost + weight((b,a))  
          a.path = b  
        }  
  }  
}
```

$O(|V|)$

$O(|V|^2)$

$O(|E|)$

Efficiency, first approach

Use pseudocode to determine asymptotic run-time

- Notice each edge is processed only once

```
dijkstra(Graph G, Node start) {  
  for each node: x.cost=infinity, x.known=false  
  start.cost = 0  
  while(not all nodes are known) {  
    b = find unknown node with smallest cost  
    b.known = true  
    for each edge (b,a) in G  
      if(!a.known)  
        if(b.cost + weight((b,a)) < a.cost) {  
          a.cost = b.cost + weight((b,a))  
          a.path = b  
        }  
  }  
}
```

$O(|V|)$

$O(|V|^2)$

$O(|E|)$

Efficiency, first approach

Use pseudocode to determine asymptotic run-time

- Notice each edge is processed only once

```
dijkstra(Graph G, Node start) {  
  for each node: x.cost=infinity, x.known=false  
  start.cost = 0  
  while(not all nodes are known) {  
    b = find unknown node with smallest cost  
    b.known = true  
    for each edge (b,a) in G  
      if(!a.known)  
        if(b.cost + weight((b,a)) < a.cost) {  
          a.cost = b.cost + weight((b,a))  
          a.path = b  
        }  
  }  
}
```

$O(|V|)$

$O(|V|^2)$

$O(|E|)$

$O(|V|^2)$

Improving asymptotic running time

- So far: $O(|V|^2)$
- We had a similar “problem” with topological sort being $O(|V|^2)$ due to each iteration looking for the node to process next
 - We solved it with a queue of zero-degree nodes
 - But here we need the lowest-cost node and costs can change as we process edges
- Solution?

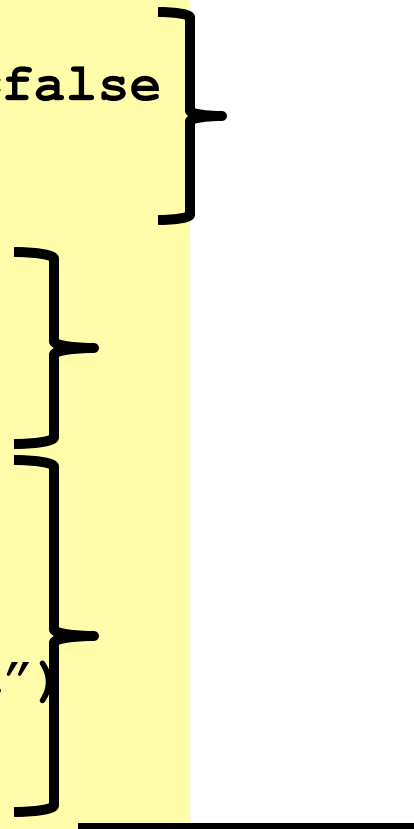
Improving (?) asymptotic running time

- So far: $O(|V|^2)$
- We had a similar “problem” with topological sort being $O(|V|^2)$ due to each iteration looking for the node to process next
 - We solved it with a queue of zero-degree nodes
 - But here we need the lowest-cost node and costs can change as we process edges
- Solution?
 - A priority queue holding all unknown nodes, sorted by cost
 - But must support **decreaseKey** operation
 - Must maintain a reference from each node to its current position in the priority queue
 - Conceptually simple, but can be a pain to code up

Efficiency, second approach

Use pseudocode to determine asymptotic run-time

```
dijkstra(Graph G, Node start) {  
  for each node: x.cost=infinity, x.known=false  
  start.cost = 0  
  build-heap with all nodes  
  while(heap is not empty) {  
    b = deleteMin()  
    b.known = true  
    for each edge (b,a) in G  
      if(!a.known)  
        if(b.cost + weight((b,a)) < a.cost) {  
          decreaseKey(a, "new cost - old cost")  
          a.path = b  
        }  
  }  
}
```



Efficiency, second approach

Use pseudocode to determine asymptotic run-time

```
dijkstra(Graph G, Node start) {  
  for each node: x.cost=infinity, x.known=false  
  start.cost = 0  
  build-heap with all nodes  
  while(heap is not empty) {  
    b = deleteMin()  
    b.known = true  
    for each edge (b,a) in G  
      if(!a.known)  
        if(b.cost + weight((b,a)) < a.cost) {  
          decreaseKey(a, "new cost - old cost")  
          a.path = b  
        }  
  }  
}
```

$O(|V|)$

Efficiency, second approach

Use pseudocode to determine asymptotic run-time

```
dijkstra(Graph G, Node start) {  
  for each node: x.cost=infinity, x.known=false  
  start.cost = 0  
  build-heap with all nodes  
  while(heap is not empty) {  
    b = deleteMin()  
    b.known = true  
    for each edge (b,a) in G  
      if(!a.known)  
        if(b.cost + weight((b,a)) < a.cost) {  
          decreaseKey(a, "new cost - old cost")  
          a.path = b  
        }  
  }  
}
```

$O(|V|)$

$O(|V|\log|V|)$

Efficiency, second approach

Use pseudocode to determine asymptotic run-time

```
dijkstra(Graph G, Node start) {  
  for each node: x.cost=infinity, x.known=false  
  start.cost = 0  
  build-heap with all nodes  
  while(heap is not empty) {  
    b = deleteMin()  
    b.known = true  
    for each edge (b,a) in G  
      if(!a.known)  
        if(b.cost + weight((b,a)) < a.cost) {  
          decreaseKey(a, "new cost - old cost")  
          a.path = b  
        }  
  }  
}
```

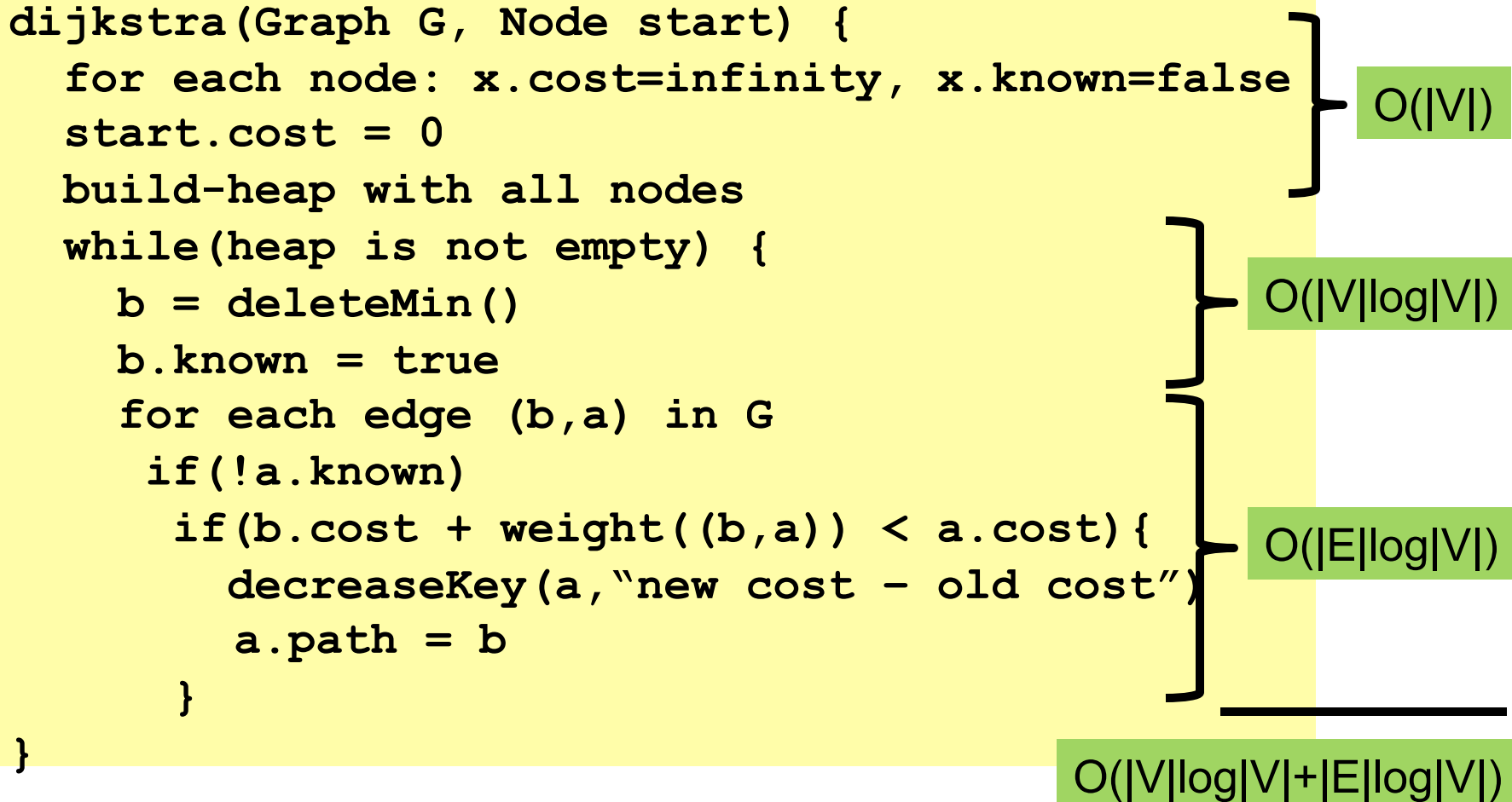
$O(|V|)$

$O(|V|\log|V|)$

$O(|E|\log|V|)$

Efficiency, second approach

Use pseudocode to determine asymptotic run-time

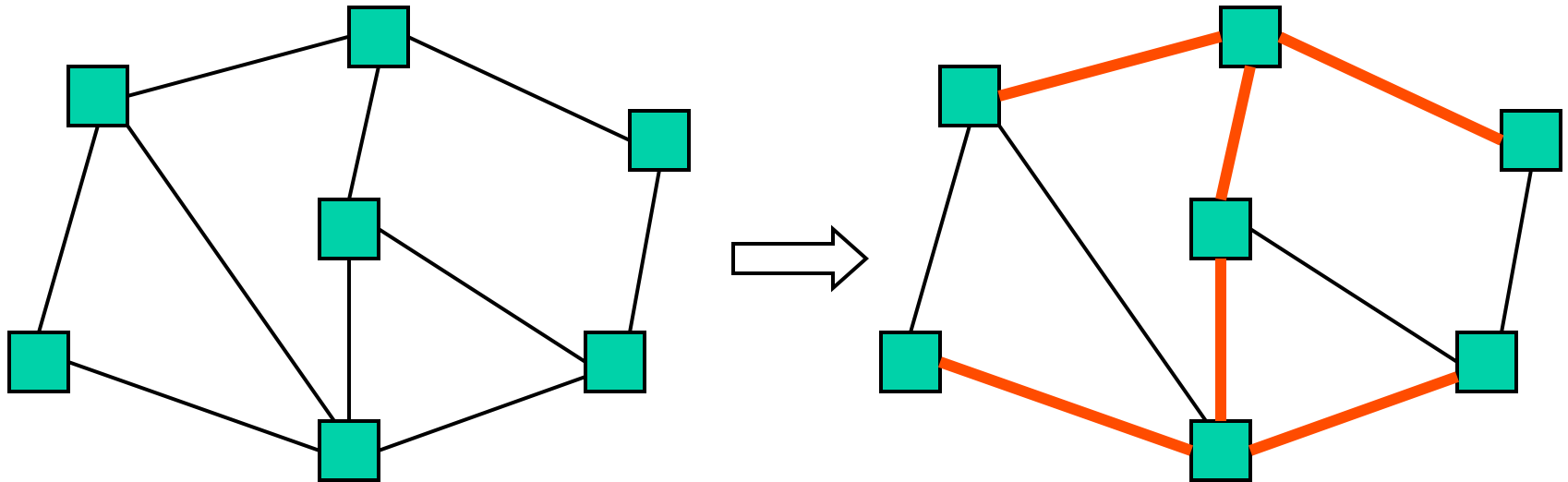


Dense vs. sparse again

- First approach: $O(|V|^2)$
- Second approach: $O(|V|\log|V|+|E|\log|V|)$
- So which is better?
 - Sparse: $O(|V|\log|V|+|E|\log|V|)$ (if $|E| > |V|$, then $O(|E|\log|V|)$)
 - Dense: $O(|V|^2)$
- But, remember these are worst-case and asymptotic
 - Priority queue might have slightly worse constant factors
 - On the other hand, for “normal graphs”, we might call **decreaseKey** rarely (or not percolate far), making $|E|\log|V|$ more like $|E|$

Spanning Trees

- A simple problem: Given a *connected* undirected graph $\mathbf{G}=(\mathbf{V},\mathbf{E})$, find a minimal subset of edges such that \mathbf{G} is still connected
 - A graph $\mathbf{G2}=(\mathbf{V},\mathbf{E2})$ such that $\mathbf{G2}$ is connected and removing any edge from $\mathbf{E2}$ makes $\mathbf{G2}$ disconnected



Observations

1. Any solution to this problem is a tree
 - Recall a tree does not need a root; just means acyclic
 - For any cycle, could remove an edge and still be connected
2. Solution not unique unless original graph was already a tree
3. Problem ill-defined if original graph not connected
 - So $|E| \geq |V|-1$
4. A tree with $|V|$ nodes has $|V|-1$ edges
 - So every solution to the spanning tree problem has $|V|-1$ edges

Motivation

A **spanning tree** connects all the nodes with as few edges as possible

- Example: A “phone tree” so everybody gets the message and no unnecessary calls get made
 - Bad example since would prefer a balanced tree

In most compelling uses, we have a *weighted* undirected graph and we want a tree of least total cost

- Example: Electrical wiring for a house or clock wires on a chip
- Example: A road network if you cared about asphalt cost rather than travel time

This is the **minimum spanning tree** problem

- Will do that next, after intuition from the simpler case

Two Approaches

Different algorithmic approaches to the spanning-tree problem:

1. Do a graph traversal (e.g., depth-first search, but any traversal will do), keeping track of edges that form a tree
2. Iterate through edges; add to output any edge that does not create a cycle