

Performance metrics for caches

- Basic performance metric: *hit ratio* h
 $h = \text{Number of memory references that hit in the cache} / \text{total number of memory references}$
 Typically $h = 0.90$ to 0.97
- Equivalent metric: *miss rate* $m = 1 - h$
- Other important metric: *Average memory access time*
 $Av.Mem. \text{ Access time} = h * T_{cache} + (1-h) * T_{mem}$
 where T_{cache} is the time to access the cache (e.g., 1 cycle) and T_{mem} is the time to access main memory (e.g., 50 cycles)
 (Of course this formula has to be modified the obvious way if you have a hierarchy of caches)

5/18/2004

CSE 378 Cache Performance

1

Parameters for cache design

- Goal: Have h as high as possible without paying too much for T_{cache}
- The bigger the cache *size (or capacity)*, the higher h .
 - True but too big a cache increases T_{cache}
 - Limit on the amount of "real estate" on the chip (although this limit is not present for 1st level caches)
- The larger the cache *associativity*, the higher h .
 - True but too much associativity is costly because of the number of comparators required and might also slow down T_{cache} (extra logic needed to select the "winner")
- Block (or line) size*
 - For a given application, there is an optimal block size but that optimal block size varies from application to application

5/18/2004

CSE 378 Cache Performance

2

Parameters for cache design (ct'd)

- Write policy* (see later)
 - There are several policies with, as expected, the most complex giving the best performance results
- Replacement algorithm* (for set-associative caches)
 - Not very important for caches with small associativity (will be very important for paging systems)
- Split I and D-caches vs. unified caches.*
 - First-level caches need to be split because of pipelining that requests an instruction every cycle. Allows for different design parameters for I-caches and D-caches
 - Second and higher level caches are unified (mostly used for data)

5/18/2004

CSE 378 Cache Performance

3

Example of cache hierarchies (don't quote me on these numbers)

MICRO	L1	L2
Alpha 21064	8K(I), 8K(D), WT, 1-way, 32B	128K to 8MB, WB, 1-way, 32B
Alpha 21164	8K(I), 8K(D), WT, 1-way, 32B, D I-u fr.	96K, WB, on-chip, 3-way, 32B, I-u free
Alpha 21264	64K(I), 64K(D), ?, 2-way, ?	up to 16MB
Pentium	8K(I), 8K(D), both, 2-way, 32 B	Depends
Pentium II, III, IV	16K(I), 16K(D), WB, 4-way (I, 2-way (D)), 32B, I-u free	256K-1MBK, 32B, way, on-chip or tightly-coupled

5/18/2004

CSE 378 Cache Performance

4

Examples (cont'd)

PowerPC 620	32K(I), 32K(D), WB 8-way, 64B	1MB TO 128MB, WB, 1-way
MIPS R10000	32K(I), 32K(D), I-u, 2-way, 32B	512K to 16MB, 2-way, 32B
SUN UltraSparcIII	32K(I), 64K(D), I-u, 4-way	4-8MB 1-way
AMD K7	64k(I), 64K(D)	

5/18/2004

CSE 378 Cache Performance

5

Back to associativity

- Advantages**
 - Reduces conflict misses
- Disadvantages**
 - Needs more comparators
 - Access time is longer (need to choose among the comparisons, i.e., need of a multiplexor)
 - Replacement algorithm is needed and could get more complex as associativity grows

5/18/2004

CSE 378 Cache Performance

6

Replacement algorithm

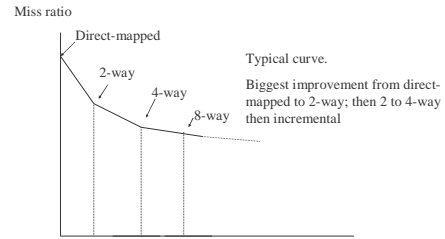
- None for direct-mapped
- Random or LRU or pseudo-LRU for set-associative caches
 - LRU means that the entry in the set which has not been used for the longest time will be replaced (think about a stack)

5/18/2004

CSE 378 Cache Performance

7

Impact of associativity on performance



5/18/2004

CSE 378 Cache Performance

8

Impact of block size

- Recall block size = number of bytes stored in a cache entry
- On a cache miss the whole block is brought into the cache
- For a given cache capacity, advantages of large block size:
 - decrease number of blocks: requires less real estate for tags
 - decrease miss rate **IF** the programs exhibit good *spatial locality*
 - increase transfer efficiency between cache and main memory
- For a given cache capacity, drawbacks of large block size:
 - increase latency of transfers
 - might bring unused data **IF** the programs exhibit poor spatial locality
 - Might increase the number of conflict/capacity misses

5/18/2004

CSE 378 Cache Performance

9

Classifying the cache misses: The 3 C's

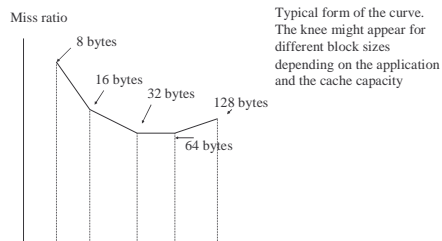
- Compulsory misses (cold start)
 - The first time you touch a block. Reduced (for a given cache capacity and associativity) by having large block sizes
- Capacity misses
 - The working set is too big for the ideal cache of same capacity and block size (i.e., fully associative with optimal replacement algorithm). Only remedy: bigger cache!
- Conflict misses (interference)
 - Mapping of two blocks to the same location. Increasing associativity decreases this type of misses.
- There is a fourth C: coherence misses (cf. multiprocessors)

5/18/2004

CSE 378 Cache Performance

10

Impact of block size on performance



5/18/2004

CSE 378 Cache Performance

11

Performance revisited

- Recall *Av. Mem. Access time* = $h * T_{cache} + (1-h) * T_{mem}$
- We can expand on T_{mem} as $T_{mem} = T_{acc} + b * T_{tra}$
 - where T_{acc} is the time to send the address of the block to main memory and have the DRAM read the block in its own buffer, and
 - T_{tra} is the time to transfer one word (4 bytes) on the memory bus from the DRAM to the cache, and b is the block size (in words) (might also depend on width of the bus)
- For example, if $T_{acc} = 5$ and $T_{tra} = 1$, what cache is best between
 - C1 ($b1 = 1$) and C2 ($b2 = 4$) for a program with $h1 = 0.85$ and $h2 = 0.92$ assuming $T_{cache} = 1$ in both cases.

5/18/2004

CSE 378 Cache Performance

12

Writing in a cache

- On a write hit, should we write:
 - In the cache only (*write-back*) policy
 - In the cache and main memory (or next level cache) (*write-through*) policy
- On a write miss, should we
 - Allocate a block as in a read (*write-allocate*)
 - Write only in memory (*write-around*)

5/18/2004

CSE 378 Cache Performance

13

Write-through policy

- Write-through (aka store-through)
 - On a write hit, write both in cache and in memory
 - On a write miss, the most frequent option is write-around, i.e., write only in memory
- Pro:
 - memory is always coherent (better for I/O);
 - more reliable (no error detection-correction “ECC” required for cache)
- Con:
 - more memory traffic (can be somewhat alleviated with *write buffers*)

5/18/2004

CSE 378 Cache Performance

14

Write-back policy

- Write-back (aka copy-back)
 - On a write hit, write only in cache (requires *dirty* bit)
 - On a write miss, most often *write-allocate* (fetch on miss) but variations are possible
 - We write to memory when a *dirty block* is replaced
- Pro-con reverse of write through

5/18/2004

CSE 378 Cache Performance

15

Cutting back on write backs

- In write-through, you write only the word (byte) you modify
- In write-back, you write the entire block
 - But you could have one dirty bit/word so on replacement you’d need to write only the words that are dirty

5/18/2004

CSE 378 Cache Performance

16

Hiding memory latency

- On write-through, the processor has to wait till the memory has stored the data
- Inefficient since the store does not prevent the processor to continue working
- To speed-up the process, have *write buffers* between cache and main memory
 - write buffer is a (set of) temporary register that contains the contents and the address of what to store in main memory
 - The store to main memory from the write buffer can be done while the processor continues processing
- Same concept can be applied to dirty blocks in write-back policy

5/18/2004

CSE 378 Cache Performance

17

Coherency: caches and I/O

- In general I/O transfers occur directly to/from memory from/to disk
- What happens for memory to disk
 - With write-through memory is up-to-date. No problem
 - With write-back, need to “purge” cache entries that are dirty and that will be sent to the disk
- What happens from disk to memory
 - The entries in the cache that correspond to memory locations that are read from disk must be *invalidated*
 - Need of a valid bit in the cache (or other techniques)

5/18/2004

CSE 378 Cache Performance

18

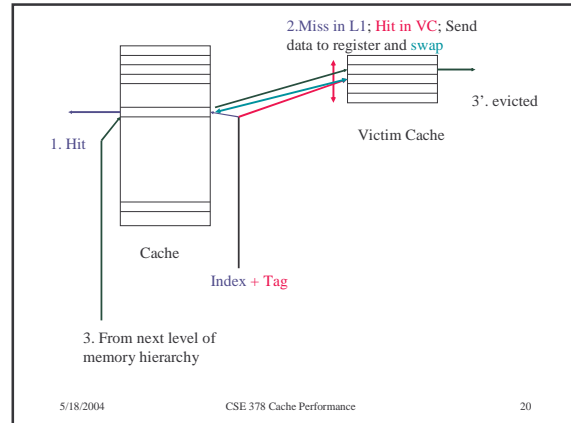
Reducing Cache Misses with more “Associativity” -- Victim caches

- Example of an “hardware assist”
- Victim cache: Small fully-associative buffer “behind” the cache and “before” main memory
- Of course can also exist if cache hierarchy
 - E.g., behind L1 and before L2, or behind L2 and before main memory)
- Main goal: remove some of the conflict misses in direct-mapped caches (or any cache with low associativity)

5/18/2004

CSE 378 Cache Performance

19



5/18/2004

CSE 378 Cache Performance

20

Operation of a Victim Cache

- 1. Hit in L1; Nothing else needed
- 2. Miss in L1 for block at location b , hit in victim cache at location v : swap contents of b and v (takes an extra cycle)
- 3. Miss in L1, miss in victim cache : load missing item from next level and put in L1; put entry replaced in L1 in victim cache; if victim cache is full, evict one of its entries.
- Victim buffer of 4 to 8 entries for a 32KB direct-mapped cache works well.

5/18/2004

CSE 378 Cache Performance

21