

CSE 401 – Compilers

Survey of Code Optimizations

Hal Perkins

Winter 2010



Agenda

- Survey some code “optimizations” (improvements)
 - Get a feel for what’s possible
- Some organizing concepts
 - Basic blocks
 - Control-flow and dataflow graph



Optimizations

- Use added passes to identify inefficiencies in intermediate or target code
- Replace with equivalent ("has the same externally visible behavior") but better sequences
- Target-independent optimizations best done on IL code
- Target-dependent optimizations best done on target code
- "Optimize" overly optimistic: "usually improve" is generally more accurate
 - And "clever" programmers can outwit you!



An example

```
x = a[i] + b[2];  
c[i] = x - 5;
```

```
t1 = *(fp + ioffset); // i  
t2 = t1 * 4;  
t3 = fp + t2;  
t4 = *(t3 + aoffset); // a[i]  
t5 = 2;  
t6 = t5 * 4;  
t7 = fp + t6;  
t8 = *(t7 + boffset); // b[2]  
t9 = t4 + t8; *(fp + xoffset) = t9; // x = ...  
t10 = *(fp + xoffset); // x  
t11 = 5;  
t12 = t10 - t11;  
t13 = *(fp + ioffset); // i  
t14 = t13 * 4;  
t15 = fp + t14;  
*(t15 + coffset) = t12; // c[i] := ...
```



Kinds of optimizations

- peephole: look at adjacent instructions
- local: look at straight-line sequence of statements
- intraprocedural: look at whole procedure
 - Commonly called “global”
- interprocedural: look across procedures
 - “whole program” analysis
- Larger scope => usually better optimization but more cost and complexity
 - Analysis is often less precise because of more possibilities



Peephole Optimization

- After target code generation, look at adjacent instructions (a “peephole” on the code stream)
 - try to replace adjacent instructions with something faster

<pre>sw \$8, 12(\$fp) lw \$12, 12(\$fp)</pre>	<pre>sw \$8, 12(\$fp) mv \$12, \$8</pre>
---	--



More Examples: 68K

<code>sub sp, 4, sp</code> <code>mov r1, 0(sp)</code>	<code>mov r1, -(sp)</code>
<code>mov 12(fp), r1</code> <code>add r1, 1, r1</code> <code>mov r1, 12(fp)</code>	<code>inc 12(fp)</code>

- One way to do complex instruction selection



Peephole Optimization of Jumps

- Eliminate jumps to jumps
- Eliminate jumps after conditional branches
- “Adjacent” instructions = “adjacent in control flow”

- Source code

```
if (a < b) {  
    if (c < d) { // do nothing  
    } else {  
        stmt1;  
    }  
} else {  
    stmt2;  
}
```




Algebraic Simplification

- “constant folding”, “strength reduction”
 - `z = 3 + 4;`
 - `z = x + 0;`
 - `z = x * 1;`
 - `z = x * 2;`
 - `z = x * 8;`
 - `z = x / 8;`

 - `double x, y, z;`
 - `z = (x + y) - y;`
- Can be done by peephole optimizer, or by code generator
- Why do these examples happen?



Local Optimizations

- Analysis and optimizations within a basic block
- *Basic block*: straight-line sequence of statements
 - no control flow into or out of middle of sequence
- Better than peephole
- Not too hard to implement

- Machine-independent, if done on intermediate code



Local Constant Propagation

- If variable assigned a constant, replace downstream uses of the variable with constant

```
final int count = 10;  
...  
x = count * 5;  
y = x ^ 3;
```

```
t1 = 10;  
t2 = 5;  
t3 = t1 * t2;  
x = t3;  
t4 = x;  
t5 = 3;  
t6 = exp(t4, t5);  
y = t6;
```

Local Dead Assignment Elimination

- If l.h.s. of assignment never referenced again before being overwritten, then can delete assignment
 - Why would this happen? Clean-up after previous optimizations, often

```
final int count = 10;
...
x = count * 5;
y = x ^ 3;
x = 7;
```

```
t1 = 10;
t2 = 5;
t3 = 50;
x = 50;
t4 = 50;
t5 = 3;
t6 = 125000;
y = 125000;
x = 7;
```

Intermediate code after constant propagation

Local Common Subexpression Elimination

- Avoid repeating the same calculation
- Eliminate redundant loads
- Keep track of available expressions

```
... a[i] + b[i] ...
```

```
t1 = *(fp + ioffset);  
t2 = t1 * 4;  
t3 = fp + t2;  
t4 = *(t3 + aoffset);  
t5 = *(fp + ioffset);  
t6 = t5 * 4;  
t7 = fp + t6;  
t8 = *(t7 + boffset);  
t9 = t4 + t8;
```



Intraprocedural optimizations

- Enlarge scope of analysis to whole procedure
 - more opportunities for optimization
 - have to deal with branches, merges, and loops
- Can do constant propagation, common subexpression elimination, etc. at “global” level
- Can do new things, e.g. loop optimizations
- Optimizing compilers usually work at this level (-O2)



Code Motion

- Goal: move loop-invariant calculations out of loops
- Can do at source level or at intermediate code level

```
for (i = 0; i < 10; i = i+1) {  
    a[i] = a[i] + b[j];  
    z = z + 10000;  
}
```

```
t1 = b[j];  
t2 = 10000;  
for (i = 0; i < 10; i = i+1) {  
    a[i] = a[i] + t1;  
    z = z + t2;  
}
```



Code Motion at IL

```
for (i = 0; i < 10; i = i+1) {  
    a[i] = b[j];  
}
```

```
*(fp + ioffset) = 0;  
label top;  
    t0 = *(fp + ioffset);  
    iffalse (t0 < 10) goto done;  
    t1 = *(fp + joffset);  
    t2 = t1 * 4;  
    t3 = fp + t2;  
    t4 = *(t3 + boffset);  
    t5 = *(fp + ioffset);  
    t6 = t5 * 4;  
    t7 = fp + t6; *(t7 + aoffset) = t4;  
    t9 = *(fp + ioffset);  
    t10 = t9 + 1;  
    *(fp + ioffset) = t10;  
    goto top;  
label done;
```

Unoptimized
intermediate
code

Loop Induction Variable Elimination

- For-loop index is **induction variable**
 - incremented each time around loop
 - offsets & pointers calculated from it
- If used only to index arrays, can rewrite with pointers
 - compute initial offsets/pointers before loop
 - increment offsets/pointers each time around loop
 - no expensive scaling in loop
 - can then do loop-invariant code motion

```
for (i = 0; i < 10; i = i+1) {  
    a[i] = a[i] + x;  
}
```

- => transformed to

```
for (p = &a[0]; p < &a[10]; p = p+4) {  
    *p = *p + x;  
}
```



Interprocedural Optimization

- Expand scope of analysis to procedures calling each other
- Can do local & intraprocedural optimizations at larger scope
- Can do new optimizations, e.g. inlining



Inlining: replace call with body

- Replace procedure call with body of called procedure

- Source:

```
final double pi = 3.1415927;  
double circle_area(double radius) {  
    return pi * (radius * radius);  
}
```

...

```
double r = 5.0;
```

...

```
double a = circle_area(r);
```

- After inlining:

...

```
double r = 5.0;
```

...

```
double a = pi * r * r;
```

- (Then what?)



Intraprocedural (Global) Optimizations

- Need a convenient representation of procedure body
- Control flow graph (CFG) captures flow of control
 - nodes are IL statements, or whole basic blocks
 - edges represent (possible) control flow
 - node with multiple successors = branch/switch
 - node with multiple predecessors = merge
 - loop in graph = loop
- Data flow graph (DFG) capture flow of data, e.g. def/use chains:
 - nodes are def(inition)s and uses
 - edge from def to use
 - a def can reach multiple uses
 - a use can have multiple reaching defs



Analysis and Transformation

- Each optimization is made up of
 - some number of analyses
 - followed by a transformation
- Analyze CFG and/or DFG by propagating info forward or backward along CFG and/or DFG edges
 - edges called program points
 - merges in graph require combining info
 - loops in graph require iterative approximation
- Perform improving transformations based on info computed
 - have to wait until any iterative approximation has converged
- Analysis must be conservative/safe/sound so that transformations preserve program behavior



Example: Constant Propagation, Folding

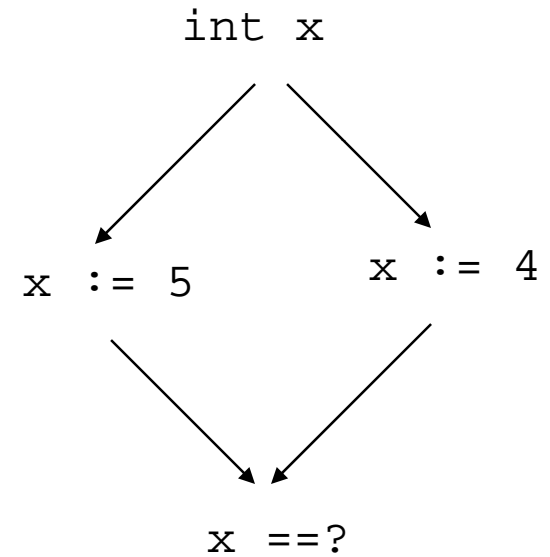
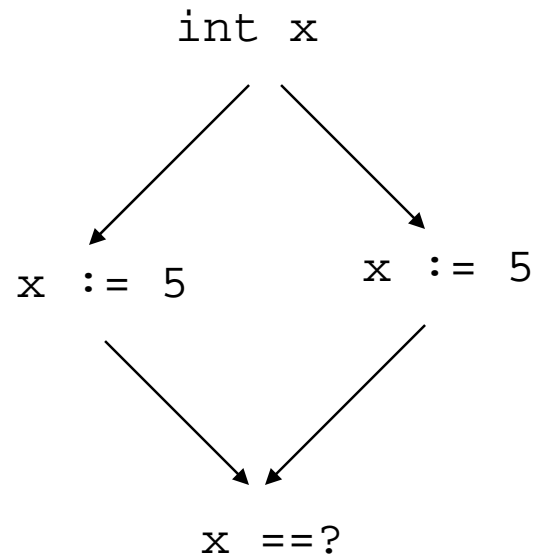
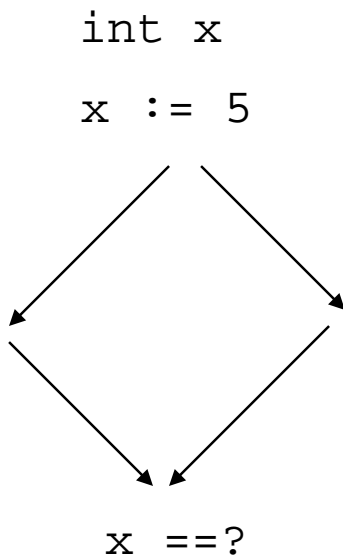
- Can use either the CFG or the DFG
- CFG analysis info: table mapping each variable in scope to one of
 - a particular constant
 - NonConstant
 - Undefined
- Transformation at each instruction:
 - if reference a variable that the table maps to a constant, then replace with that constant (constant propagation)
 - if r.h.s. expression involves only constants, and has no side-effects, then perform operation at compile-time and replace r.h.s. with constant result (constant folding)
- For best analysis, do constant folding as part of analysis, to learn all constants in one pass

Merging data flow analysis

info

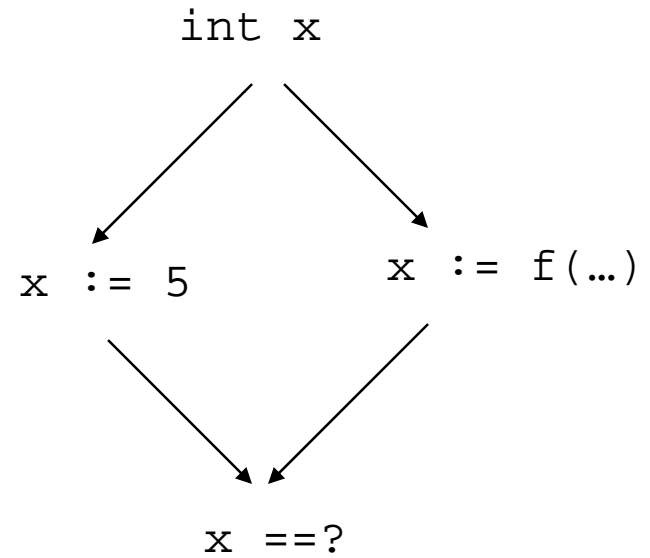
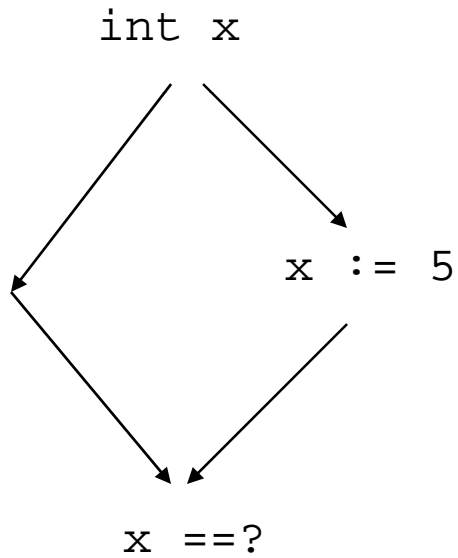
- Constraint: merge results must be sound
 - if something is believed true after the merge, then it must be true no matter which path we took into the merge
 - only things true along all predecessors are true after the merge
- To merge two maps of constant information, build map by merging corresponding variable information
- To merge information about two variable
 - if one is Undefined, keep the other
 - if both same constant, keep that constant
 - otherwise, degenerate to NonConstant

Example Merges





Example Merges



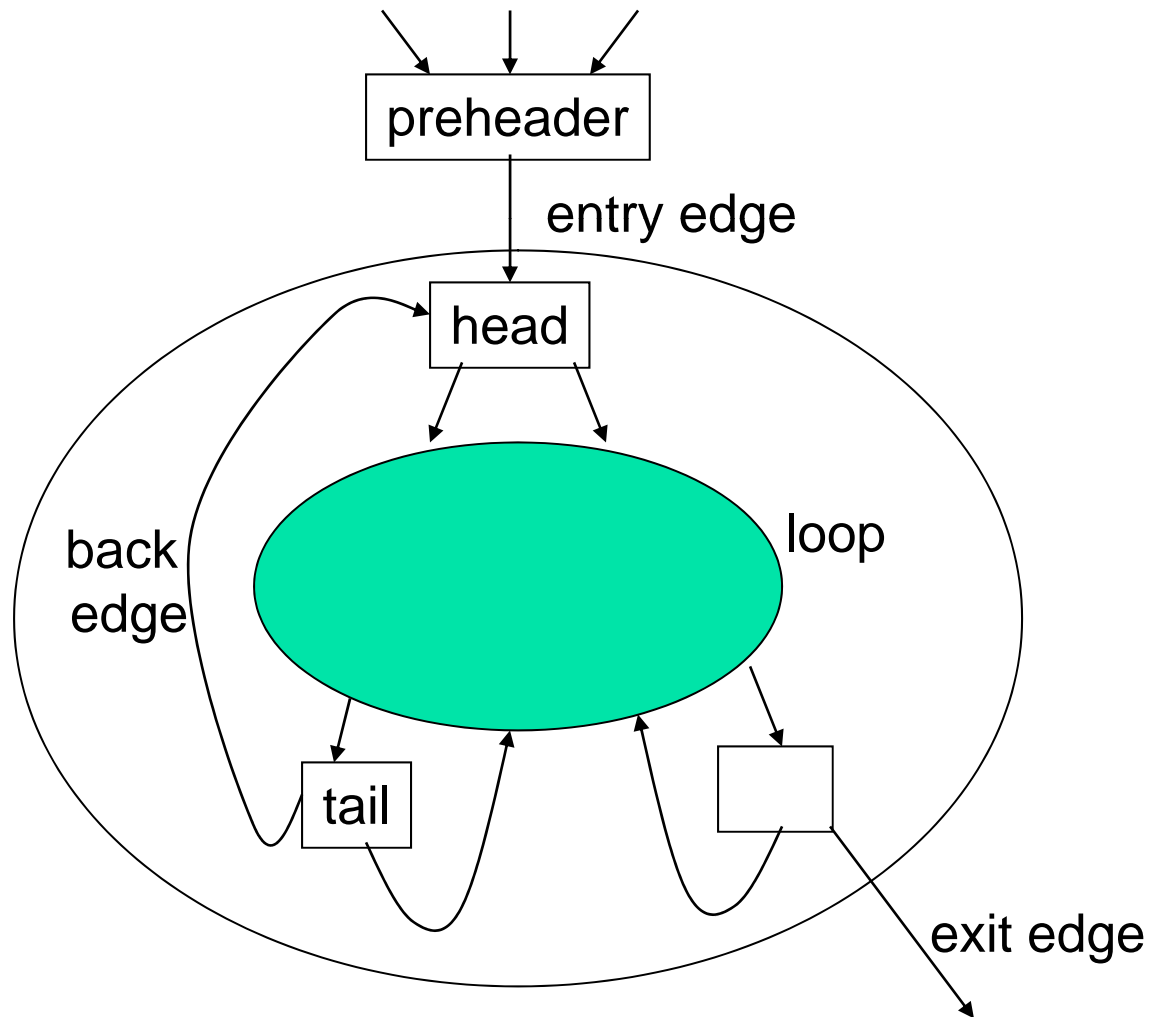


How to analyze loops

```
i = 0;
x = 10;
y = 20;
while (...) {
    // what's true here?
    ...
    i = i + 1;
    y = 30;
}
// what's true here?
... x ... i ... y ...
```

- Safe but imprecise: forget everything when we enter or exit a loop
- Precise but unsafe: keep everything when we enter or exit a loop
- Can we do better?

Loop Terminology





Optimistic Iterative Analysis

- Assuming information at loop head is same as information at loop entry
- Then analyze loop body, computing information at back edge
- Merge information at loop back edge and loop entry
- Test if merged information is same as original assumption
 - If so, then we're done
 - If not, then replace previous assumption with merged information,
 - and go back to analysis of loop body



Example

```
i = 0;
x = 10;
y = 20;
while (...) {
    // what's true here?
    ...
    i = i + 1;
    y = 30; }
// what's true here?
... x ... i ... y ...
```



Why does this work?

- Why are the results always conservative?
- Because if the algorithm stops, then
 - the loop head info is at least as conservative as both the loop entry info and the loop back edge info
 - the analysis within the loop body is conservative, given the assumption that the loop head info is conservative
- Why does the algorithm terminate?
- It might not!
- But it does if:
 - there are only a finite number of times we could merge values together without reaching the worst case info (e.g. NotConstant)



More interprocedural analyses

- Needed to support interprocedural optimizations
- Alias analysis
 - Different references referring to the same memory locations
 - may-alias vs. must-alias, context- and flow-sensitivity
- Escape analysis (pointers that are live on exit from procedures), shape analysis (static analysis of the properties of dynamic data structures), ...



Supporting representations include

- Call graph
- Program dependence graph
- ...



Summary

- Enlarging scope of analysis yields better results
 - today, most optimizing compilers work at the intraprocedural (a\k\a global) level
 - Changing though, e.g., gcc LTO (link-time optimization)
- Optimizations organized as collections of passes, each rewriting IL in place into better version
- Presence of optimizations makes other parts of compiler (e.g. intermediate and target code generation) easier to write