

CSE 421

Network Flows, Matching

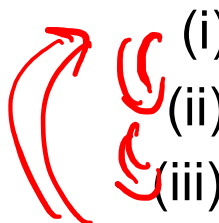
Shayan Oveis Gharan

Max Flow Min Cut Theorem

Augmenting path theorem. Flow f is a max flow iff there are no augmenting paths.

Max-flow min-cut theorem. [Ford-Fulkerson 1956] The value of the max s - t flow is equal to the value of the min s - t cut.

Proof strategy. We prove both simultaneously by showing the TFAE:

- 
- (i) There exists a cut (A, B) such that $v(f) = \text{cap}(A, B)$.
 - (ii) Flow f is a max flow.
 - (iii) There is no augmenting path relative to f .

(i) \Rightarrow (ii) This was the corollary to weak duality lemma.

(ii) \Rightarrow (iii) We show contrapositive.

Let f be a flow. If there exists an augmenting path, then we can improve f by sending flow along that path.

Pf of Max Flow Min Cut Theorem

(iii) \Rightarrow (i)

No augmenting path for $f \Rightarrow$ there is a cut (A,B) : $v(f)=\text{cap}(A,B)$

- Let f be a flow with no augmenting paths.
- Let A be set of vertices reachable from s in residual graph.
- By definition of A , $s \in A$.
- By definition of f , $t \notin A$.

$$\begin{aligned}v(f) &= \sum_{e \text{ out of } A} f(e) - \sum_{e \text{ in to } A} f(e) \\ &= \sum_{e \text{ out of } A} c(e) \\ &= \text{cap}(A, B)\end{aligned}$$

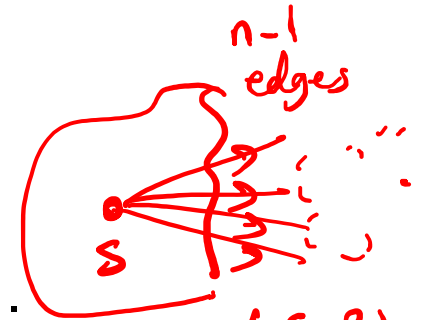
Running Time

Assumption. All capacities are integers between 1 and C .

Invariant. Every flow value $f(e)$ and every residual capacities $c_f(e)$ remains an **integer** throughout the algorithm.

Theorem. The algorithm terminates in at most $v(f^*) \leq nC$ iterations, if f^* is optimal flow.

Pf. Each augmentation increase value by at least 1.



Corollary. If $C = 1$, Ford-Fulkerson runs in $O(mn)$ time.

More generally runtime $O(n \cdot C \cdot \binom{m+n}{n})$ $\xrightarrow{\text{BFS/DFS to find any paths}}$ $v(f^*) \leq n$.

Integrality theorem. If all capacities are integers, then there exists a max flow f for which every flow value $f(e)$ is an integer.

Pf. Since algorithm terminates, theorem follows from invariant. **Assuming** m, n

New Change/Modify Ford-Fulkerson
Instead Reduce to Max-Flow/Min Cut

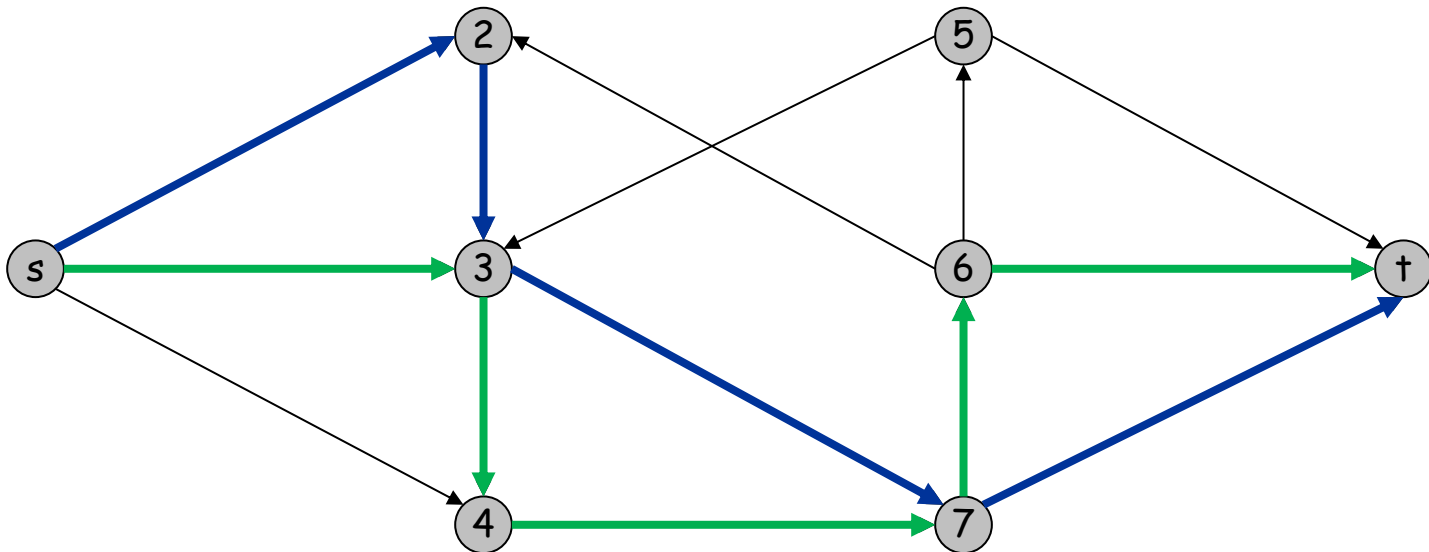
Edge Disjoint Paths

Edge Disjoint Paths Problem

Given a digraph $G = (V, E)$ and two nodes s and t , find the max number of edge-disjoint s - t paths.

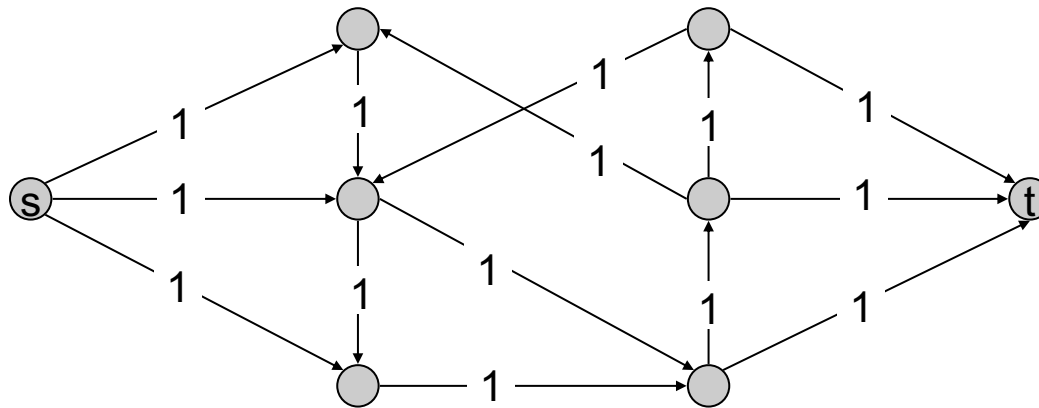
Def. Two paths are **edge-disjoint** if they have no edge in common.

Ex: communication networks.



Max Flow Formulation

Assign a unit capacity to every edge. Find Max flow from s to t .



Thm. Max number edge-disjoint s - t paths equals max flow value.

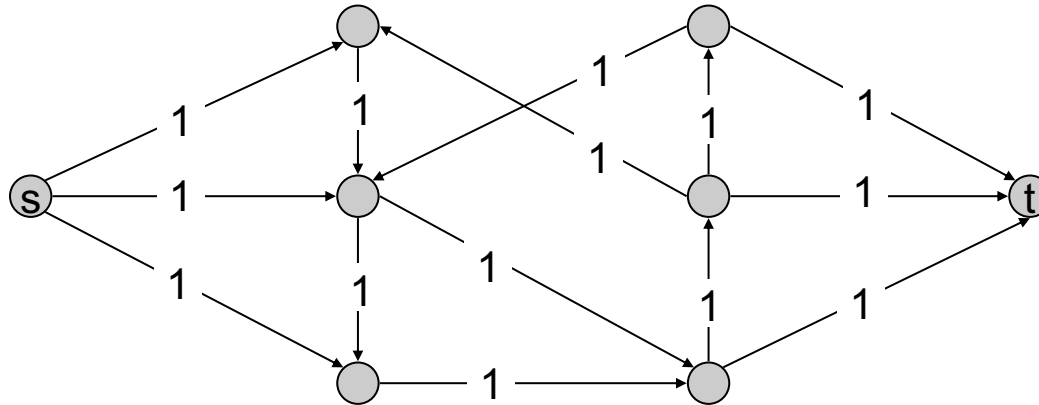
Pf. \leq

Suppose there are k edge-disjoint paths P_1, \dots, P_k .

Set $f(e) = 1$ if e participates in some path P_i ; else set $f(e) = 0$.

Since paths are edge-disjoint, f is a flow of value k . ■

Max Flow Formulation



Thm. Max number edge-disjoint s-t paths equals max flow value.

Pf. \geq Suppose max flow value is k

Integrality theorem \Rightarrow there exists 0-1 flow f of value k .

Consider edge (s, u) with $f(s, u) = 1$.

- by **conservation**, there exists an edge (u, v) with $f(u, v) = 1$
- continue until reach t , always choosing a new edge

This produces k (not necessarily simple) edge-disjoint paths. ■

We can return to u so we can have cycles. But we can eliminate cycles if desired

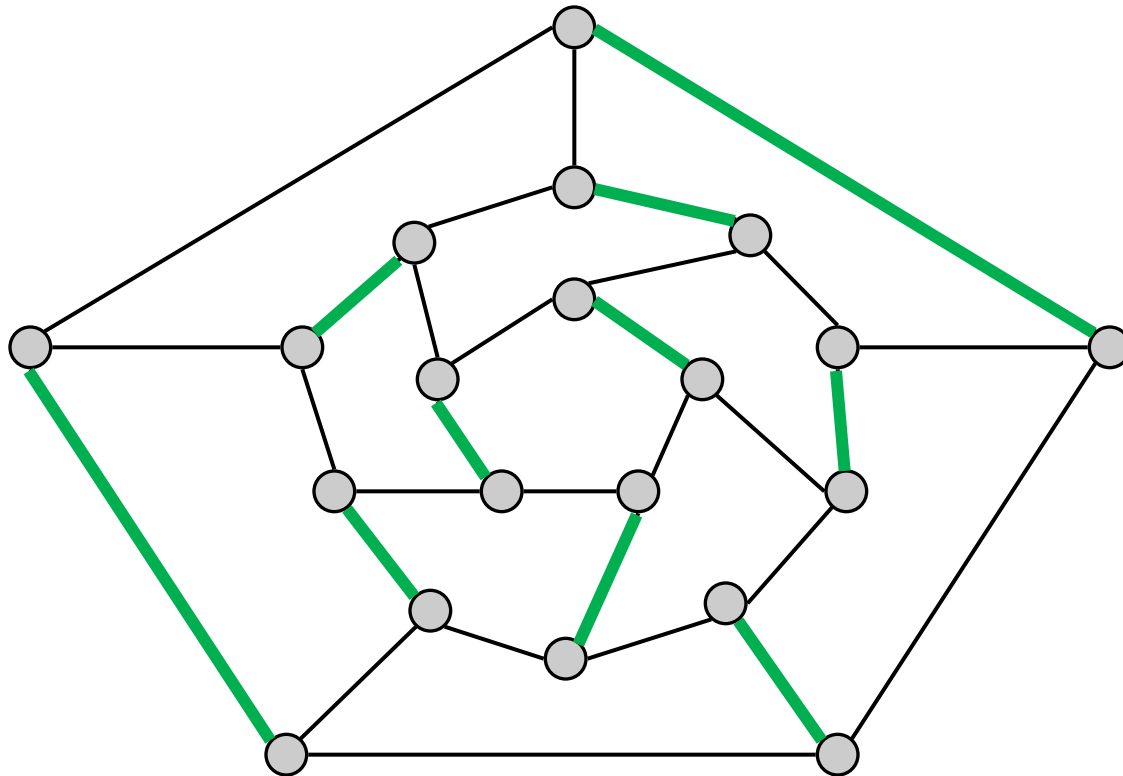
Applications of Max Flow: Bipartite Matching

Maximum Matching Problem

Given an undirected graph $G = (V, E)$.

A set $M \subseteq E$ is a **matching** if each node appears in at most one edge in M .

Goal: find a matching with largest cardinality.

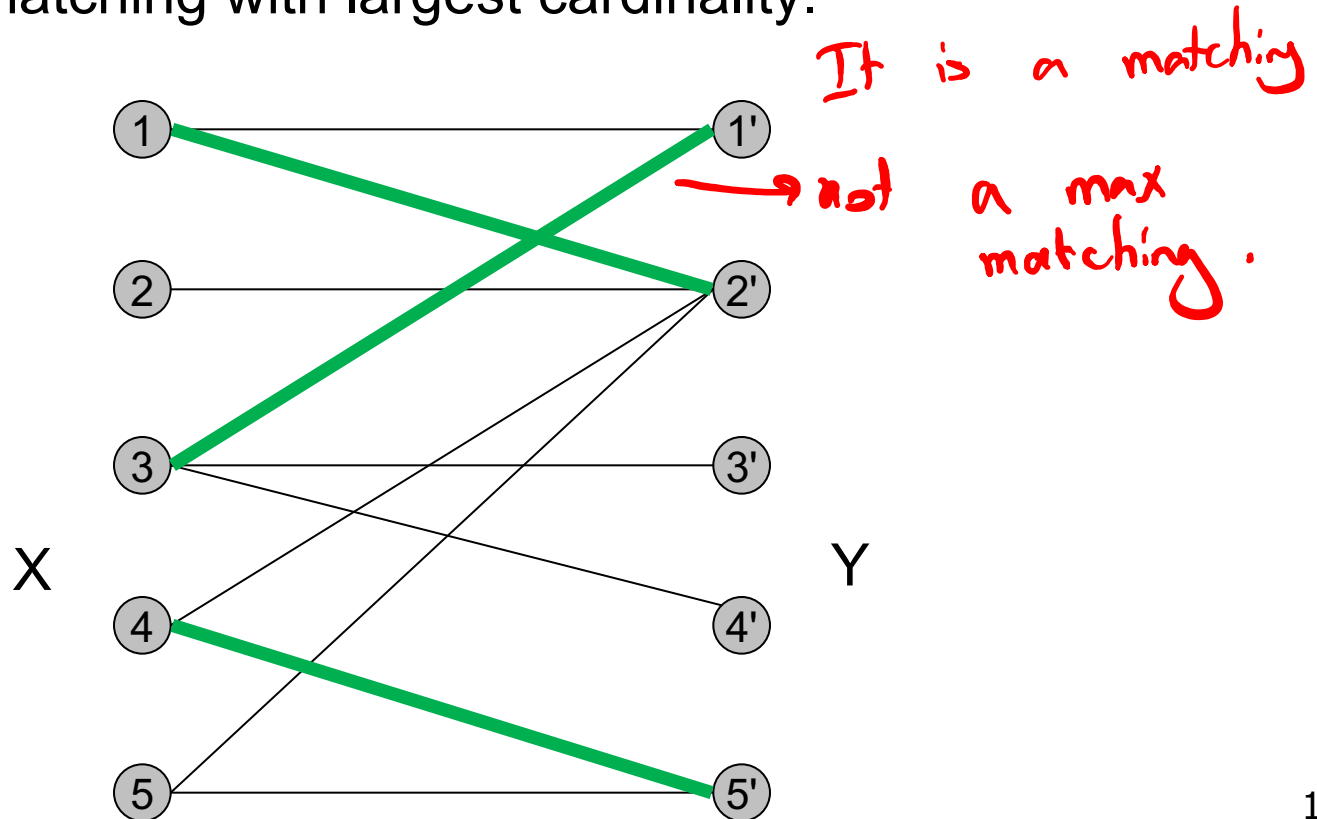


Bipartite Matching Problem

Given an undirected bipartite graph $G = (X \cup Y, E)$

A set $M \subseteq E$ is a **matching** if each node appears in at most one edge in M .

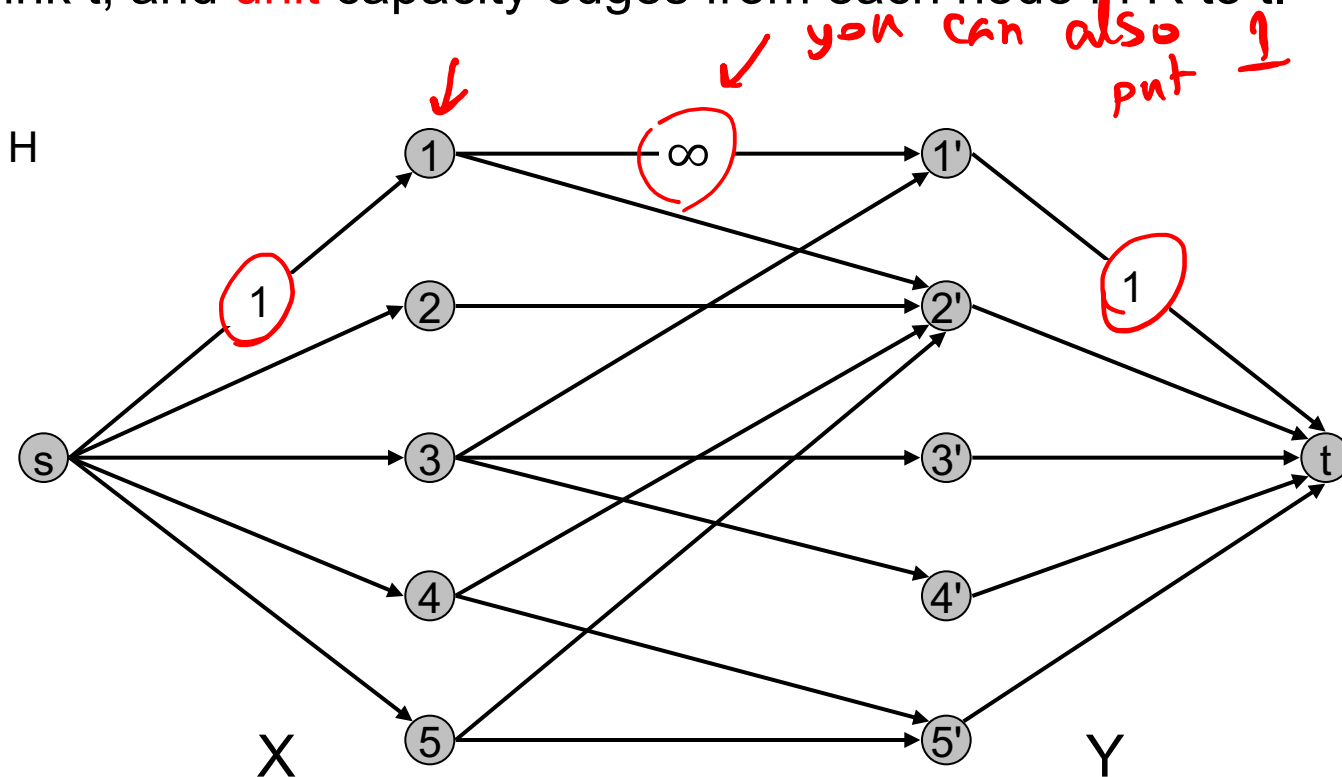
Goal: find a matching with largest cardinality.



Bipartite Matching using Max Flow

Create digraph H as follows:

- Orient all edges from X to Y, and assign infinite (or unit) capacity.
- Add source s, and **unit** capacity edges from s to each node in L.
- Add sink t, and **unit** capacity edges from each node in R to t.



Bipartite Matching: Proof of Correctness

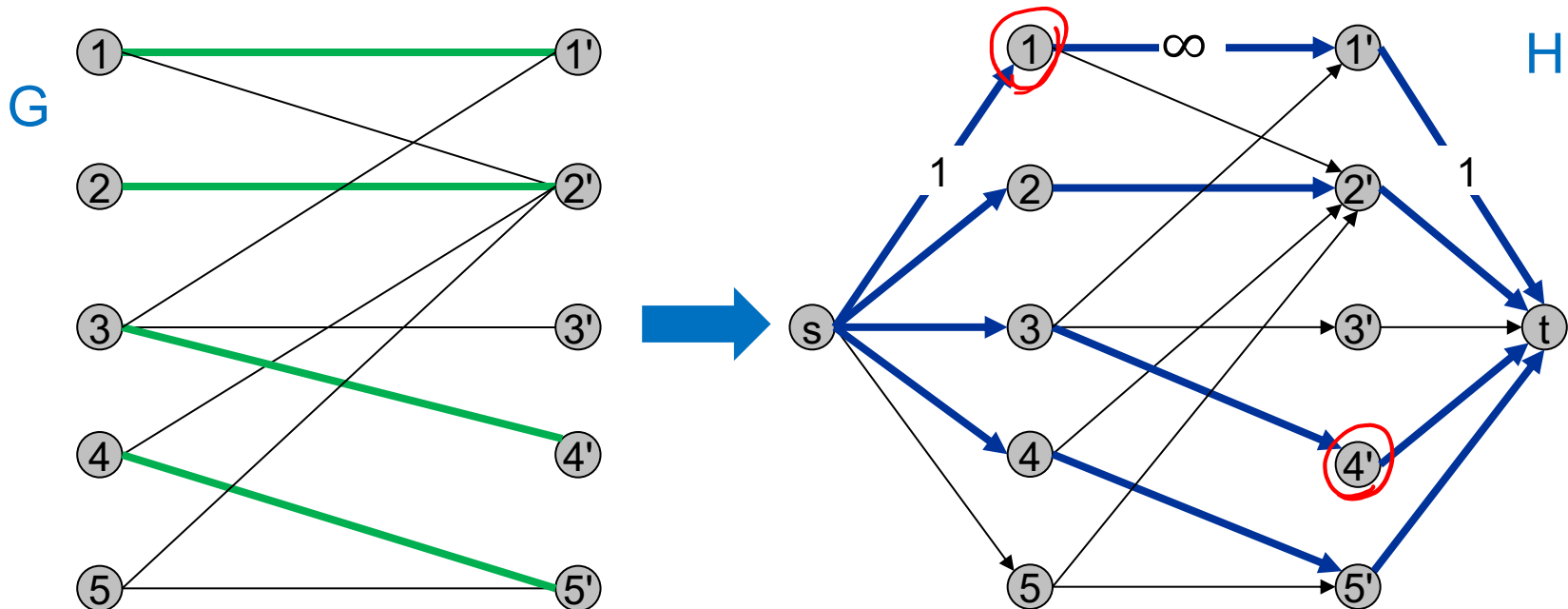
Thm. Max cardinality matching in G = value of max flow in H .

Pf. \leq

Given max matching M of cardinality k .

Consider flow f that sends 1 unit along each of k edges of M .

f is a flow, and has cardinality k . ■



Bipartite Matching: Proof of Correctness

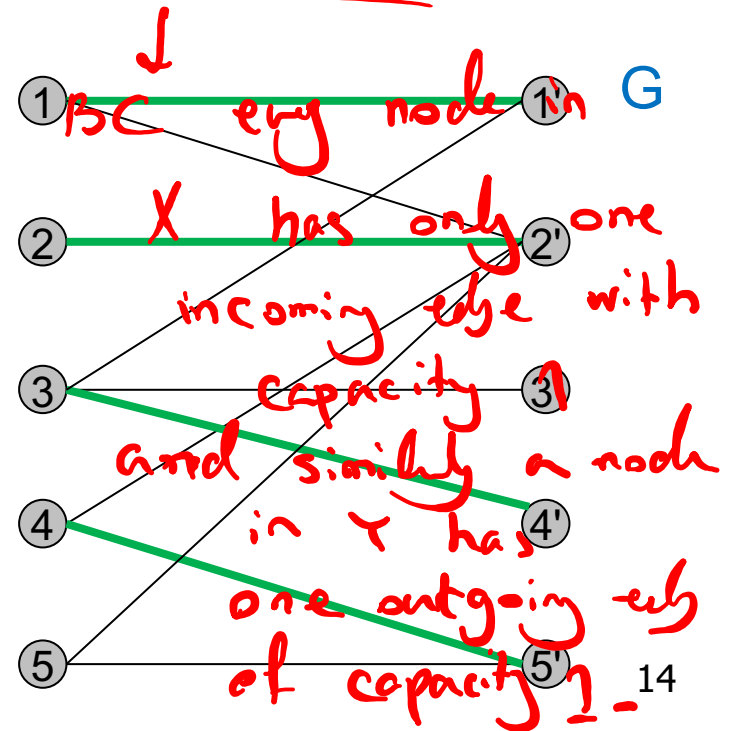
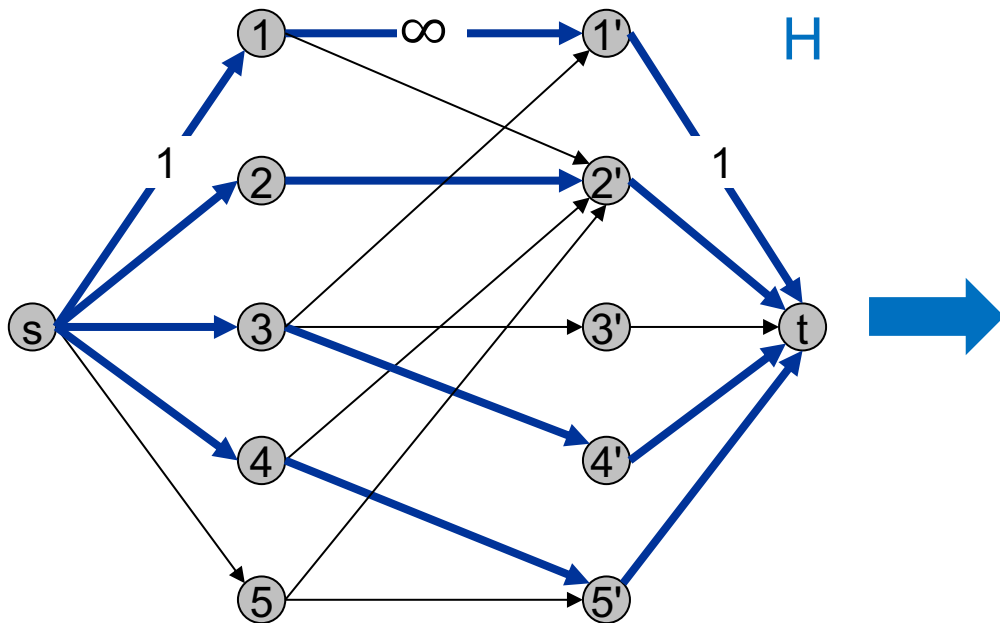
Thm. Max cardinality matching in G = value of max flow in H .

Pf. (of \geq) Let f be a max flow in H of value k .

Integrality theorem \Rightarrow k is integral and we can assume f is 0-1.

Consider M = set of edges from X to Y with $f(e) = 1$.

- each node in X and Y participates in at most one edge in M
- $|M| = k$: consider s-t cut $(s \cup X, t \cup Y)$



Perfect Bipartite Matching

Perfect Bipartite Matching

Def. A matching $M \subseteq E$ is **perfect** if each node appears in exactly one edge in M .

Q. When does a bipartite graph have a perfect matching?

Structure of bipartite graphs with perfect matchings:

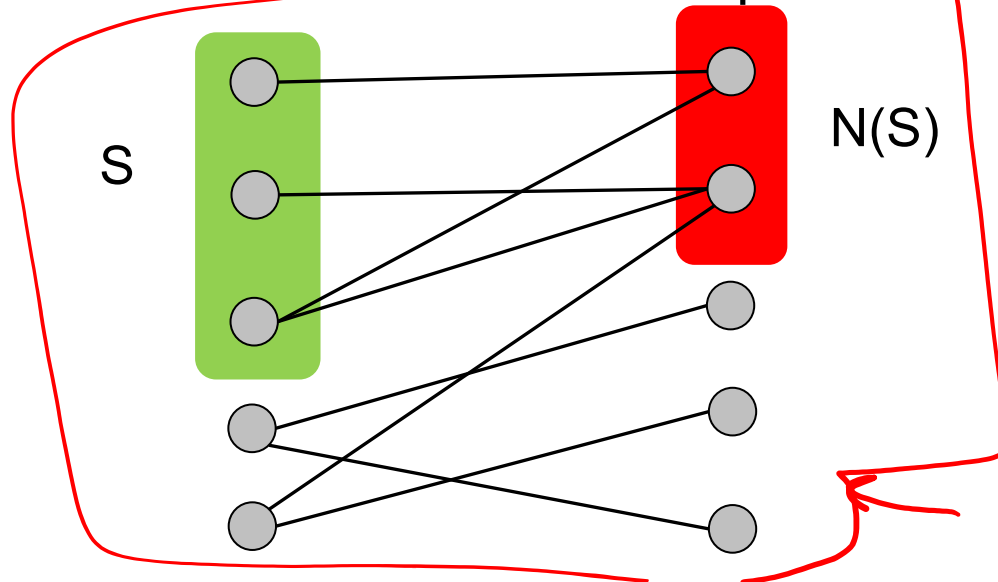
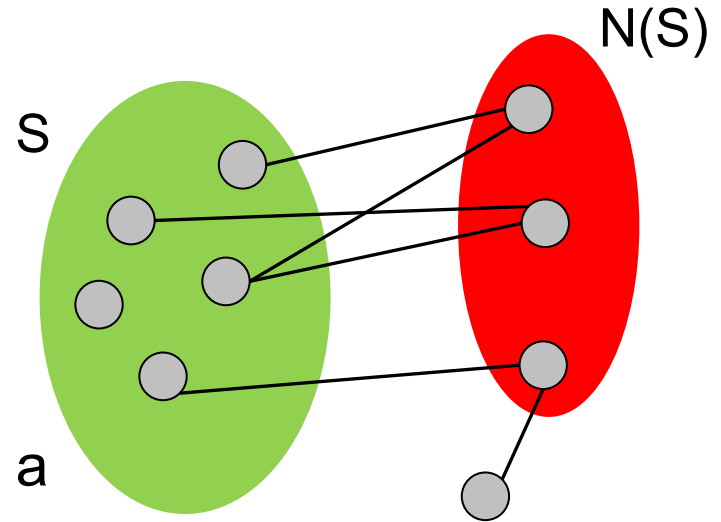
- Clearly we must have $|X| = |Y|$.
- What other conditions are necessary?
- What conditions are sufficient?

Perfect Bipartite Matching: $N(S)$

Def. Let S be a subset of nodes, and let $N(S)$ be the set of nodes adjacent to nodes in S .

Observation. If a bipartite graph G has a perfect matching, then $|N(S)| \geq |S|$ for all subsets $S \subseteq X$.

Pf. Each $v \in S$ has to be matched to a unique node in $N(S)$.



Cannot have a perfect matching

Marriage Theorem

Thm: [Frobenius 1917, Hall 1935] Let $G = (X \cup Y, E)$ be a bipartite graph with $|X| = |Y|$.

Then, G has a perfect matching iff $|N(S)| \geq |S|$ for all subsets $S \subseteq X$.

Pf. \Rightarrow

This was the previous observation.

If $|N(S)| < |S|$ for some S , then there is no perfect matching.

Marriage Theorem

Pf. $\exists S \subseteq X$ s.t., $|N(S)| < |S| \iff G$ does not have a perfect matching

Formulate as a max-flow and let (A, B) be the min s-t cut

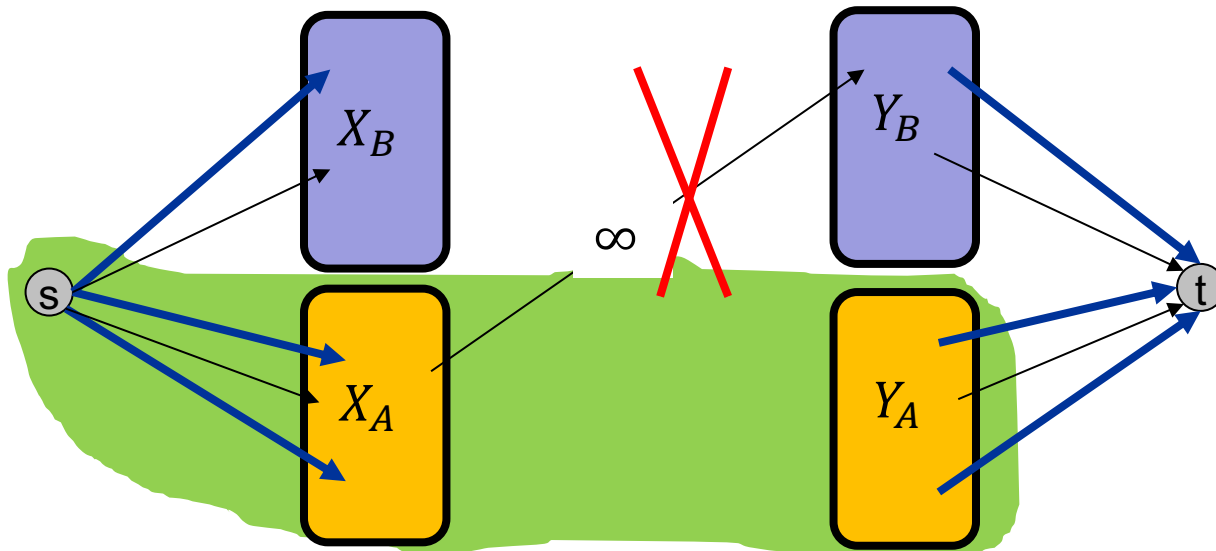
G has no perfect matching $\Rightarrow v(f^*) < |X|$. So, $cap(A, B) < |X|$

Define $X_A = X \cap A, X_B = X \cap B, Y_A = Y \cap A$

Then, $cap(A, B) = |X_B| + |Y_A|$

Since min-cut does not use ∞ edges, $N(X_A) \subseteq Y_A$

$|N(X_A)| \leq |Y_A| = cap(A, B) - |X_B| = cap(A, B) - |X| + |X_A| < |X_A|$



Bipartite Matching Running Time

Which max flow algorithm to use for bipartite matching?

Generic augmenting path: $O(m \text{ val}(f^*)) = O(mn)$.

Capacity scaling: $O(m^2 \log C) = O(m^2)$.

Shortest augmenting path: $O(m n^{1/2})$.

Non-bipartite matching.

Structure of non-bipartite graphs is more complicated, but well-understood. [Tutte-Berge, Edmonds-Galai]

Blossom algorithm: $O(n^4)$. [Edmonds 1965]

Best known: $O(m n^{1/2})$. [Micali-Vazirani 1980]