


Introduction to Database Systems

CSE 444

Lecture 25: XML

XML Outline

- XML
 - Syntax
 - Semistructured data
 - DTDs
 - XPath
- Readings
 - Sections 11.1 – 11.3 and 12.1
 - [Subset of material in 4.6 and 4.7 in old edition]



Coverage of XML is much better in new edition

XML

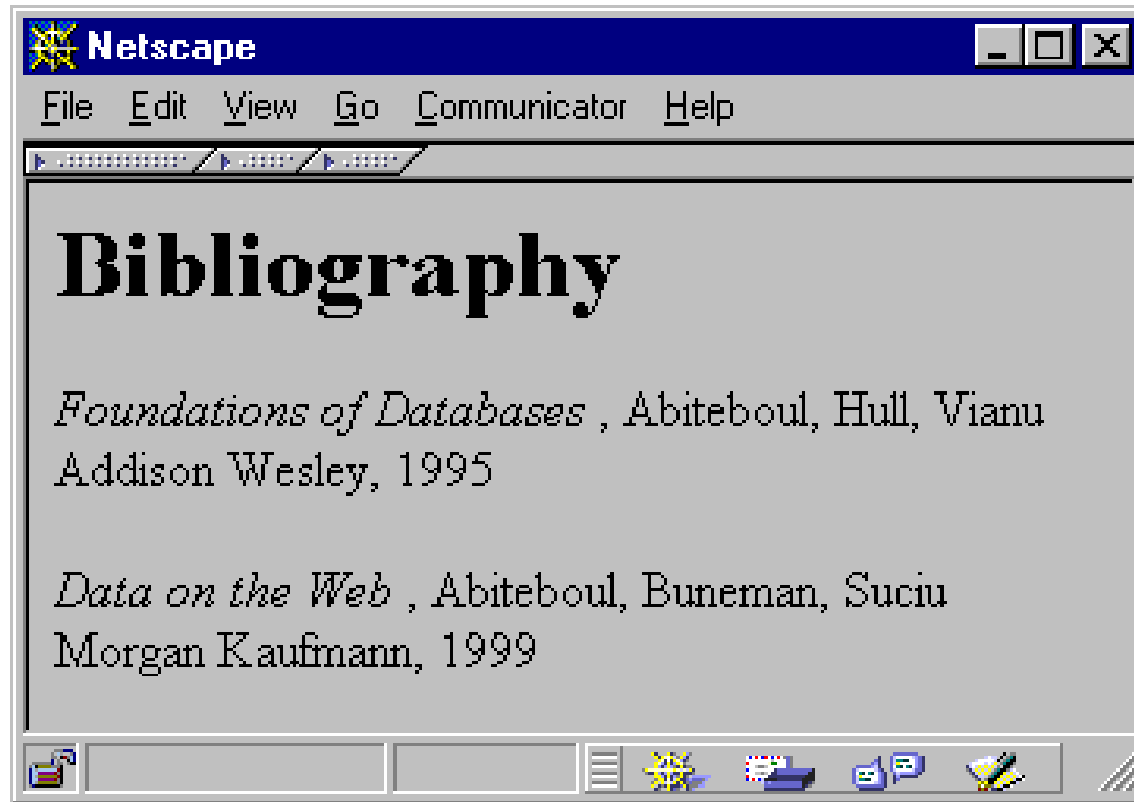
- Applications:
 - Data exchange
 - Un-normalized data
- Other usages:
 - Configuration files: e.g. Web.Config
 - Document markup: e.g. XHTML
- Roots: SGML - a very nasty language

We will study only XML as data

Data Exchange

- Relational data does not have a syntax
 - I can't "give" you my relational database or parts of it
 - Need some file format
 - CSV (comma-separated-values), ASN.1
- XML
 - Is a more advanced file format
 - Also has its own data model: *semistructured*
- Main idea: apps exchange information in XML

From HTML to XML



HTML describes the presentation

HTML

```
<h1> Bibliography </h1>
```

```
<p> <i> Foundations of Databases </i>
```

```
  Abiteboul, Hull, Vianu
```

```
  <br> Addison Wesley, 1995
```

```
<p> <i> Data on the Web </i>
```

```
  Abiteoul, Buneman, Suciu
```

```
  <br> Morgan Kaufmann, 1999
```

HTML describes the presentation

XML Syntax

```
<bibliography>  
  <book>  <title> Foundations... </title>  
          <author> Abiteboul </author>  
          <author> Hull </author>  
          <author> Vianu </author>  
          <publisher> Addison Wesley </publisher>  
          <year> 1995 </year>  
  
  </book>  
  ...  
</bibliography>
```

XML describes the content

XML Terminology

- Tags: `book`, `title`, `author`, ...
- Start tag: `<book>`, end tag: `</book>`
- Elements: `<book>...</book>`, `<author>...</author>`
- Elements are nested
- Empty element: `<red></red>` abbrev. `<red/>`
- An XML document: single *root element*

Well formed XML document

- Has matching tags
- A short header
- And a root element

Well-Formed XML

```
<? xml version="1.0" encoding="utf-8" standalone="yes" ?>  
<SomeTag>  
  ...  
</SomeTag>
```

More XML: Attributes

```
<book price = "55" currency = "USD">  
  <title> Foundations of Databases </title>  
  <author> Abiteboul </author>  
  ...  
  <year> 1995 </year>  
</book>
```

Attributes v.s. Elements

```
<book price = "55" currency = "USD">  
  <title> Foundations of DBs </title>  
  <author> Abiteboul </author>  
  ...  
  <year> 1995 </year>  
</book>
```

```
<book>  
  <title> Foundations of DBs </title>  
  <author> Abiteboul </author>  
  ...  
  <year> 1995 </year>  
  <price> 55 </price>  
  <currency> USD </currency>  
</book>
```

Attributes are alternative ways to represent data

Comparison

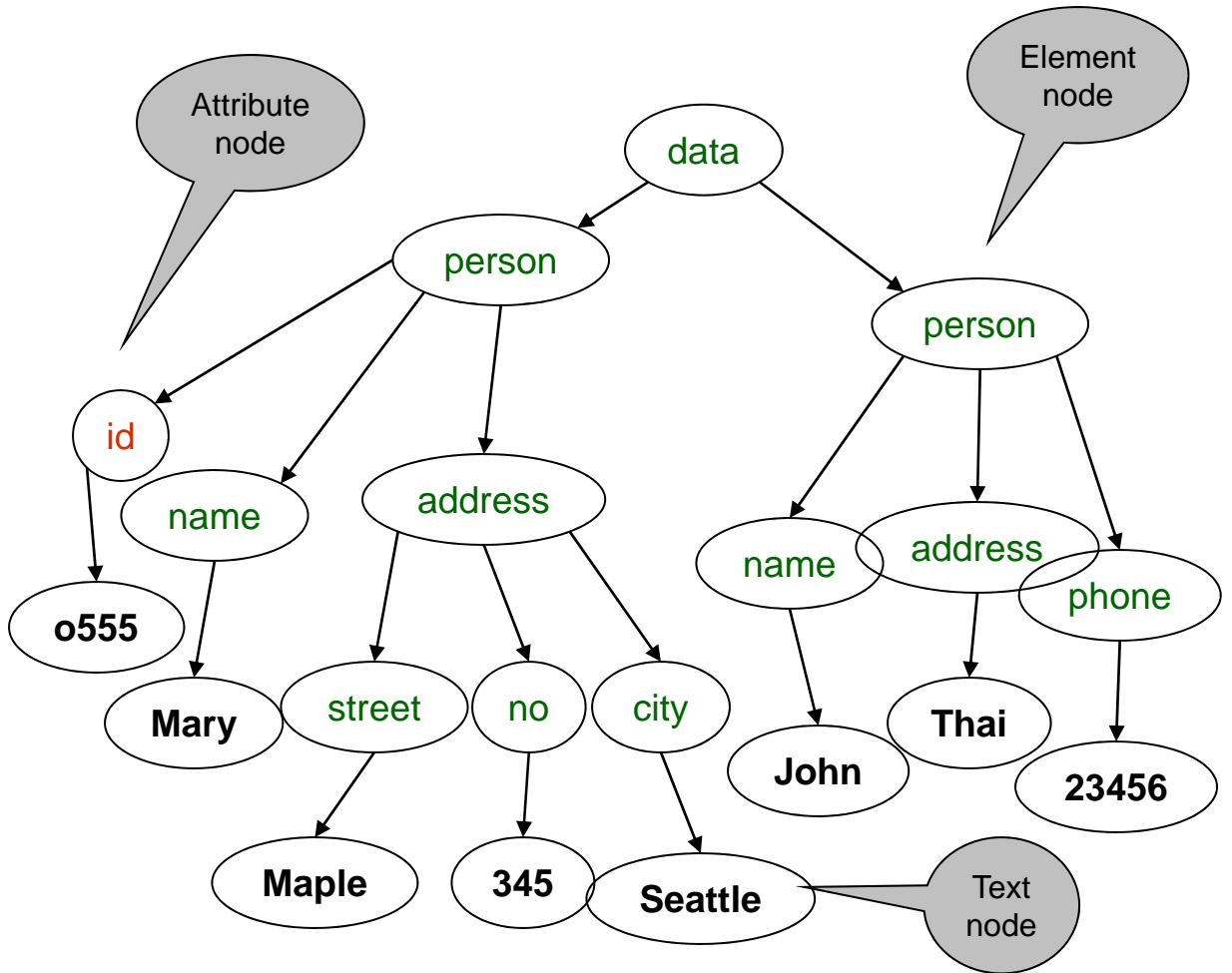
Elements	Attributes
Ordered	Unordered
May be repeated	Must be unique
May be nested	Must be atomic

XML v.s. HTML

- What are the differences between XML and HTML ?
 - HTML may be non-well formed: e.g. `
` without `</br>`. Better: `
`; XML must be well formed
 - HTML has semantics: `
` means newline, `<i>` means italic etc. XML has no semantics

XML Semantics: a Tree !

```
<data>
  <person id="o555" >
    <name> Mary </name>
    <address>
      <street>Maple</street>
      <no> 345 </no>
      <city> Seattle </city>
    </address>
  </person>
  <person>
    <name> John </name>
    <address>Thailand
    </address>
    <phone>23456</phone>
  </person>
</data>
```



Order matters !!!

XML Data

- XML is **self-describing**
- Schema elements become part of the data
 - Relational schema: `person(name,phone)`
 - In XML `<person>`, `<name>`, `<phone>` are part of the data, and are repeated many times
- Consequence: XML is much more flexible
- XML = **semistructured** data

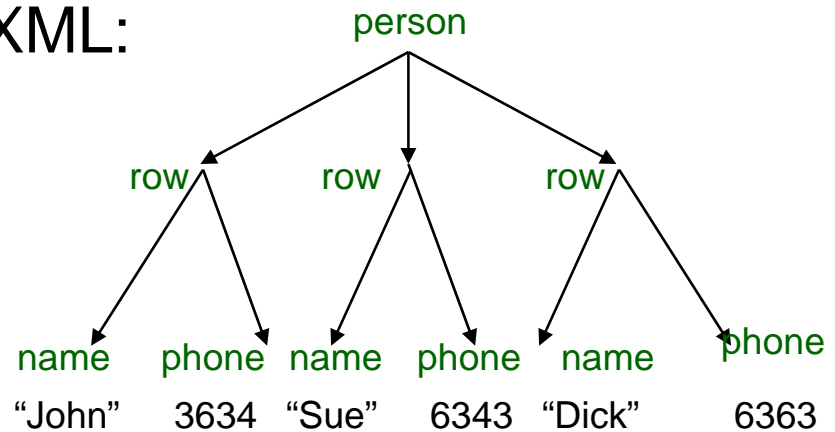
Mapping Relational Data to XML Data

The canonical mapping:

Person

Name	Phone
John	3634
Sue	6343
Dick	6363

XML:



```
<person>
  <row> <name>John</name>
    <phone> 3634</phone></row>
  <row> <name>Sue</name>
    <phone> 6343</phone>
  <row> <name>Dick</name>
    <phone> 6363</phone></row>
</person>
```


Mapping Relational Data to XML Data

Application specific mapping

Person

Name	Phone
John	3634
Sue	6343

Orders

PersonName	Date	Product
John	2002	Gizmo
John	2004	Gadget
Sue	2002	Gadget

XML

```
<people>
  <person>
    <name> John </name>
    <phone> 3634 </phone>
    <order> <date> 2002 </date>
      <product> Gizmo </product>
    </order>
    <order> <date> 2004 </date>
      <product> Gadget </product>
    </order>
  </person>
  <person>
    <name> Sue </name>
    <phone> 6343 </phone>
    <order> <date> 2004 </date>
      <product> Gadget </product>
    </order>
  </person>
</people>
```

XML is Semi-structured Data

- Missing attributes:

```
<person> <name> John</name>  
          <phone>1234</phone>  
</person>  
  
<person> <name>Joe</name>  
</person>
```

no phone !

- Could represent in a table with nulls

name	phone
John	1234
Joe	-

XML is Semi-structured Data

- Repeated attributes

```
<person> <name> Mary</name>  
        <phone>2345</phone>  
        <phone>3456</phone>  
</person>
```

Two phones !

- Impossible in tables:

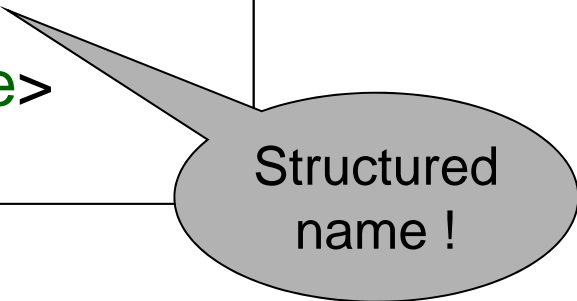
name	phone	
Mary	2345	3456

???

XML is Semi-structured Data

- Attributes with different types in different objects

```
<person> <name> <first> John </first>  
          <last> Smith </last>  
        </name>  
        <phone>1234</phone>  
</person>
```



Structured name !

- Nested collections (no 1NF)
- Heterogeneous collections:
 - <db> contains both <book>s and <publisher>s

Document Type Definitions (DTD)

- Part of the original XML specification
- An XML document may have a DTD
- XML document:
 - Well-formed** = if tags are correctly closed
 - Valid** = if it has a DTD and conforms to it
- Validation is useful in data exchange

DTD

Goals:

- Define what tags and attributes are allowed
- Define how they are nested
- Define how they are ordered

Superseded by XML Schema (Book Sec. 11.4)

- Very complex: DTDs still used widely

Very Simple DTD

```
<!DOCTYPE company [  
  <!ELEMENT company ((person|product)*)>  
  <!ELEMENT person (ssn, name, office, phone?)>  
  <!ELEMENT ssn      (#PCDATA)>  
  <!ELEMENT name     (#PCDATA)>  
  <!ELEMENT office   (#PCDATA)>  
  <!ELEMENT phone    (#PCDATA)>  
  <!ELEMENT product (pid, name, description?)>  
  <!ELEMENT pid      (#PCDATA)>  
  <!ELEMENT description (#PCDATA)>  
>
```

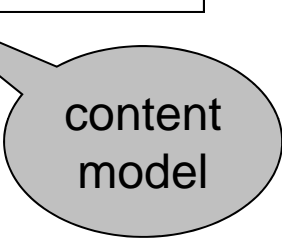
Very Simple DTD

Example of valid XML document:

```
<company>
  <person> <ssn> 123456789 </ssn>
            <name> John </name>
            <office> B432 </office>
            <phone> 1234 </phone>
  </person>
  <person> <ssn> 987654321 </ssn>
            <name> Jim </name>
            <office> B123 </office>
  </person>
  <product> ... </product>
  ...
</company>
```


DTD: The Content Model

```
<!ELEMENT tag (CONTENT)>
```



content
model

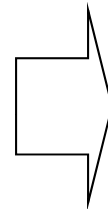
- Content model:
 - Complex = a regular expression over other elements
 - Text-only = #PCDATA
 - Empty = EMPTY
 - Any = ANY
 - Mixed content = (#PCDATA | A | B | C)*

DTD: Regular Expressions

DTD

Sequence

```
<!ELEMENT name  
  (firstName, lastName)>
```



XML

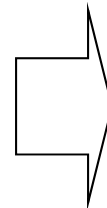
```
<name>  
  <firstName> ..... </firstName>  
  <lastName> ..... </lastName>  
</name>
```

Optional

```
<!ELEMENT name (firstName?, lastName)>
```

Kleene star

```
<!ELEMENT person (name, phone*)>
```



```
<person>  
  <name> ..... </name>  
  <phone> ..... </phone>  
  <phone> ..... </phone>  
  <phone> ..... </phone>  
  .....  
</person>
```

Alternation

```
<!ELEMENT person (name, (phone|email))>
```

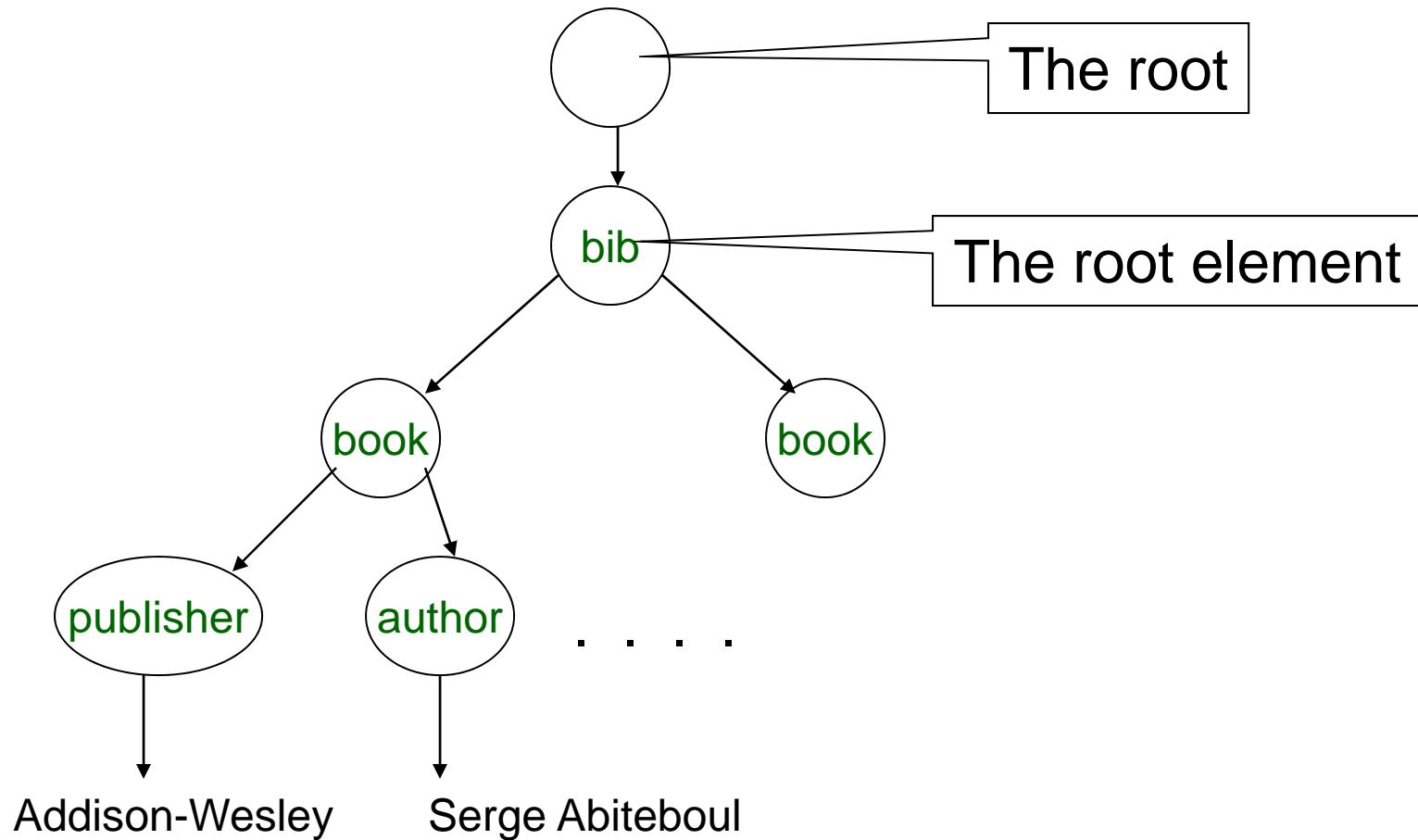
Querying XML Data

- XPath = simple navigation through the tree
- XQuery = the SQL of XML
- XSLT = recursive traversal
 - will not discuss in class

Sample Data for Queries

```
<bib>
  <book> <publisher> Addison-Wesley </publisher>
    <author> Serge Abiteboul </author>
    <author> <first-name> Rick </first-name>
      <last-name> Hull </last-name>
    </author>
    <author> Victor Vianu </author>
    <title> Foundations of Databases </title>
    <year> 1995 </year>
  </book>
  <book price="55">
    <publisher> Freeman </publisher>
    <author> Jeffrey D. Ullman </author>
    <title> Principles of Database and Knowledge Base Systems </title>
    <year> 1998 </year>
  </book>
</bib>
```

Data Model for XPath



XPath: Simple Expressions

`/bib/book/year`

Result: `<year> 1995 </year>`
`<year> 1998 </year>`

`/bib/paper/year`

Result: empty (there were no papers)



XPath: Restricted Kleene Closure

`//author`

Result: `<author> Serge Abiteboul </author>`
`<author> <first-name> Rick </first-name>`
`<last-name> Hull </last-name>`
`</author>`
`<author> Victor Vianu </author>`
`<author> Jeffrey D. Ullman </author>`

`/bib//first-name`

Result: `<first-name> Rick </first-name>`

XPath: Attribute Nodes

```
/bib/book/@price
```

Result: "55"

@price means that price has to be an attribute

XPath: Wildcard

```
//author/*
```

Result: <first-name> Rick </first-name>
<last-name> Hull </last-name>

* Matches any element

@* Matches any attribute

XPath: Text Nodes

```
/bib/book/author/text()
```

Result: Serge Abiteboul
Victor Vianu
Jeffrey D. Ullman

Rick Hull doesn't appear because he has `firstname`, `lastname`

Functions in XPath:

- `text()` = matches the text value
- `node()` = matches any node (= * or @* or `text()`)
- `name()` = returns the name of the current tag

XPath: Predicates

```
/bib/book/author[firstname]
```

```
Result: <author> <first-name> Rick </first-name>  
        <last-name> Hull </last-name>  
        </author>
```

XPath: More Predicates

```
/bib/book/author[firstname][address[./zip][city]]/lastname
```

Result: <lastname> ... </lastname>
<lastname> ... </lastname>

How do we read this ?

First remove all qualifiers (predicates):

```
/bib/book/author /lastname
```

Then add them one by one:

```
/bib/book/author[firstname][address]/lastname
```

etc

XPath: More Predicates

```
/bib/book[@price < 60]
```

```
/bib/book[author/@age < 25]
```

```
/bib/book[author/text()]
```

XPath: Position Predicates

`/bib/book[2]`

The 2nd book

`/bib/book[last()]`

The last book

`/bib/book[@year = 1998][2]`

The 2nd of all
books in 1998

`/bib/book[2][@year = 1998]`

2nd book IF it
is in 1998

XPath: More Axes

. means *current node*

`/bib/book[./review]`

`/bib/book[./review]`

Same as

`/bib/book[review]`

`/bib/author/. /firstname`

Same as

`/bib/author/firstname`

XPath: More Axes

.. means *parent node*

`/bib/author/.. /author/zip`

Same as

`/bib/author/zip`

`/bib/book[../review/.. /comments]`

Same as

`/bib/book[../*[comments][review]]`

Hint: don't use ..

XPath: Summary

<code>bib</code>	matches a <code>bib</code> element
<code>*</code>	matches any element
<code>/</code>	matches the <code>root</code> element
<code>/bib</code>	matches a <code>bib</code> element under <code>root</code>
<code>bib/paper</code>	matches a <code>paper</code> in <code>bib</code>
<code>bib//paper</code>	matches a <code>paper</code> in <code>bib</code> , at any depth
<code>//paper</code>	matches a <code>paper</code> at any depth
<code>paper book</code>	matches a <code>paper</code> or a <code>book</code>
<code>@price</code>	matches a <code>price</code> attribute
<code>bib/book/@price</code>	matches <code>price</code> attribute in <code>book</code> , in <code>bib</code>
<code>bib/book[@price<"55"]/author/lastname</code>	matches...
<code>bib/book[@price<"55" or @price>"99"]/author/lastname</code>	matches...