

Introduction to Database Systems

CSE 444

Lecture 18: Query Processing Overview

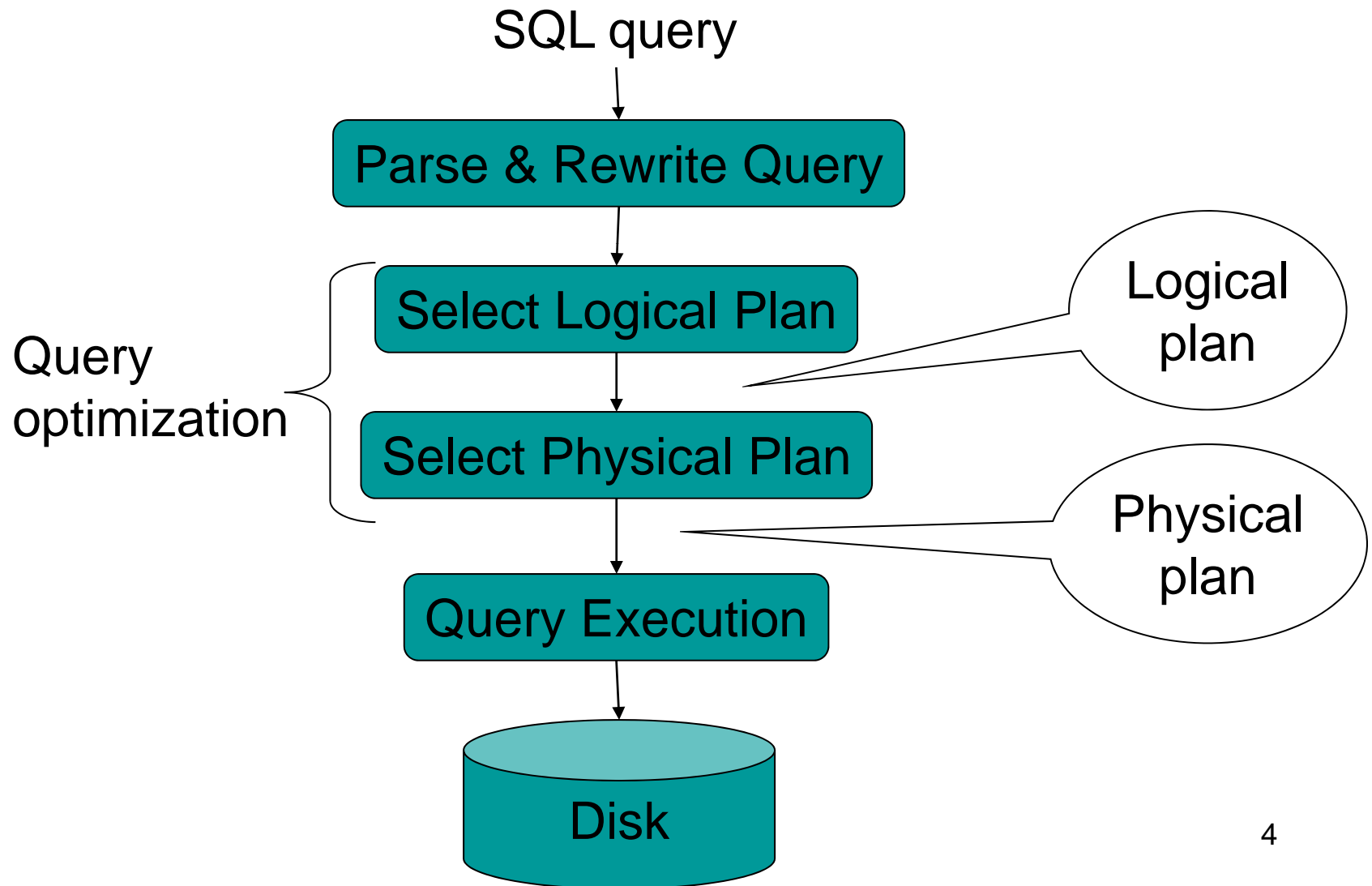
Where We Are

- We are learning how a DBMS executes a query
 - How come a DBMS can execute a query so fast?
- Lecture 15-16: Data storage, indexing, physical tuning
- Lecture 17: Relational algebra
- Lecture 18: Overview of query processing steps
 - Includes a description of how queries are executed
- Lecture 19: Operator algorithms
- Lecture 20: Overview of query optimization

Outline for Today

- **Steps involved in processing a query**
 - Logical query plan
 - Physical query plan
 - Query execution overview
- **Readings: Section 15.1 of the book**
 - Query processing steps
 - Query execution using the iterator model
 - An intro to next lecture on operator algorithms

Query Evaluation Steps



Example Database Schema

```
Supplier(sno,sname,scity,sstate)
```

```
Part(pno,pname,psize,pcolor)
```

```
Supply(sno,pno,price)
```

View: Suppliers in Seattle

```
CREATE VIEW NearbySupp AS  
SELECT sno, sname  
FROM Supplier  
WHERE scity='Seattle' AND sstate='WA'
```

Example Query

Find the names of all suppliers in Seattle who supply part number 2

```
SELECT sname FROM NearbySupp
WHERE sno IN ( SELECT sno
                FROM Supplies
                WHERE pno = 2 )
```

Steps in Query Evaluation

- **Step 0: Admission control**
 - User connects to the db with username, password
 - User sends query in text format
- **Step 1: Query parsing**
 - Parses query into an internal format
 - Performs various checks using catalog
 - Correctness, authorization, integrity constraints
- **Step 2: Query rewrite**
 - View rewriting, flattening, etc.

Rewritten Version of Our Query

Original query:

```
SELECT sname
FROM NearbySupp
WHERE sno IN ( SELECT sno
                FROM Supplies
                WHERE pno = 2 )
```

Rewritten query:

```
SELECT S.sname
FROM Supplier S, Supplies U
WHERE S.scity='Seattle' AND S.sstate='WA'
AND S.sno = U.sno
AND U.pno = 2;
```

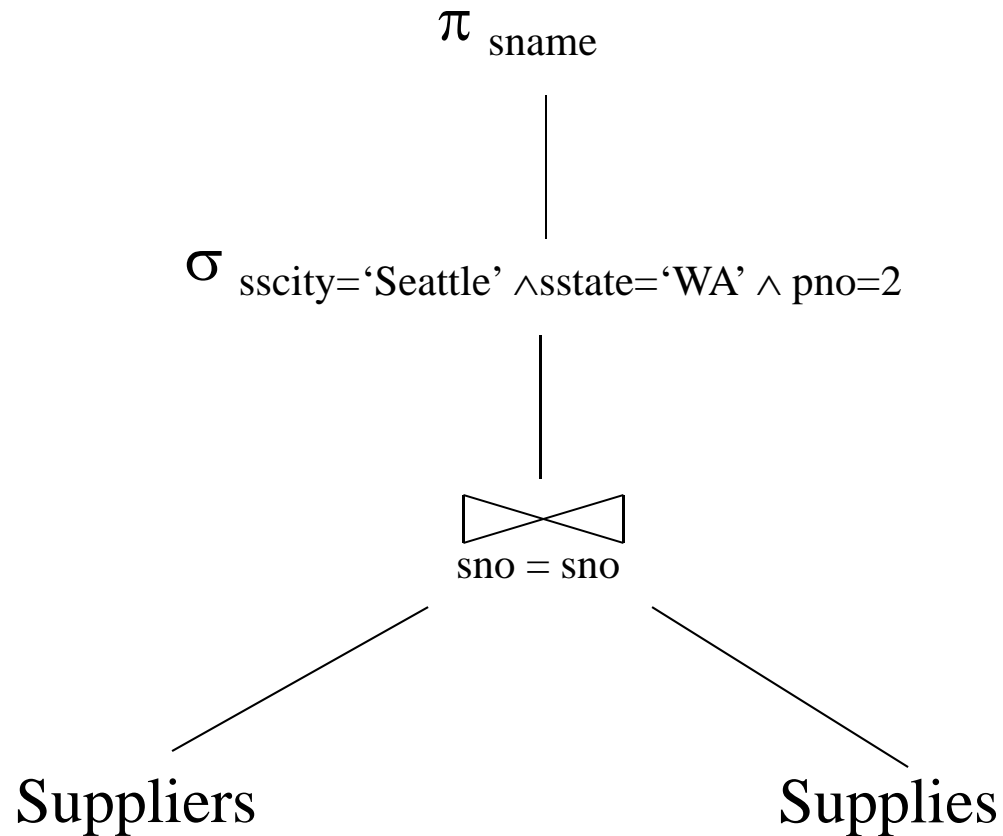

Continue with Query Evaluation

- **Step 3: Query optimization**
 - Find an efficient query plan for executing the query
 - We will spend a whole lecture on this topic
- **A query plan is**
 - **Logical query plan:** an extended relational algebra tree
 - **Physical query plan:** with additional annotations at each node
 - Access method to use for each relation
 - Implementation to use for each relational operator

Extended Algebra Operators

- Union \cup , intersection \cap , difference -
- Selection σ
- Projection π
- Join \bowtie
- Duplicate elimination δ
- Grouping and aggregation γ
- Sorting τ
- Rename ρ

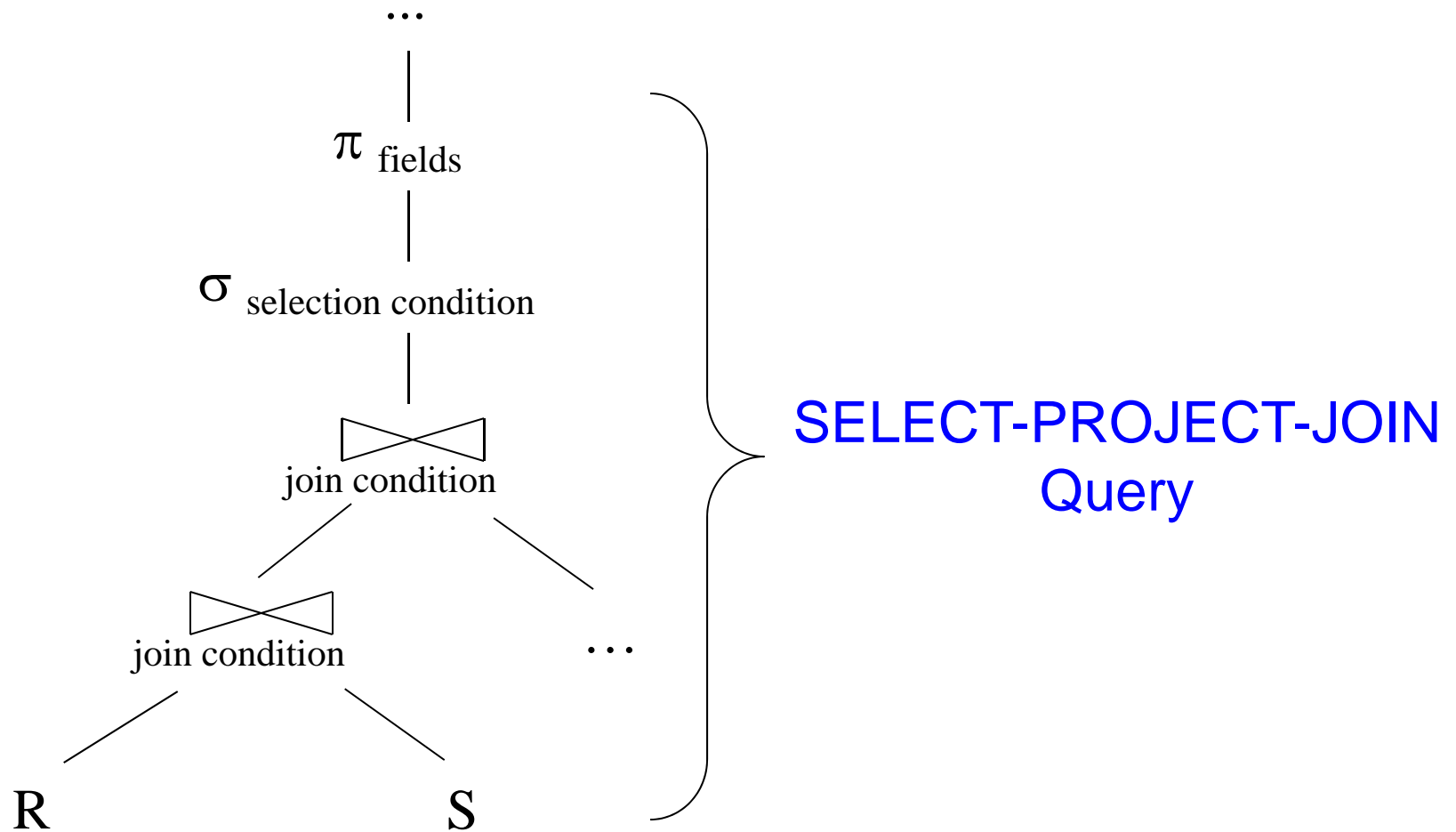
Logical Query Plan



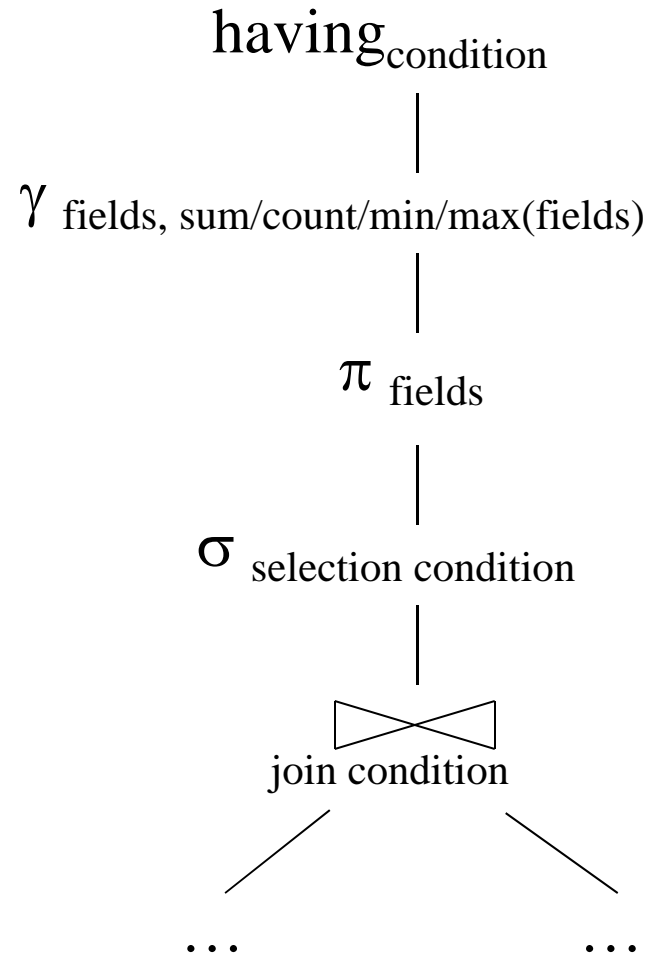
Query Block

- Most optimizers operate on individual query blocks
- A query block is an SQL query with **no nesting**
 - **Exactly one**
 - SELECT clause
 - FROM clause
 - **At most one**
 - WHERE clause
 - GROUP BY clause
 - HAVING clause

Typical Plan for Block (1/2)



Typical Plan For Block (2/2)

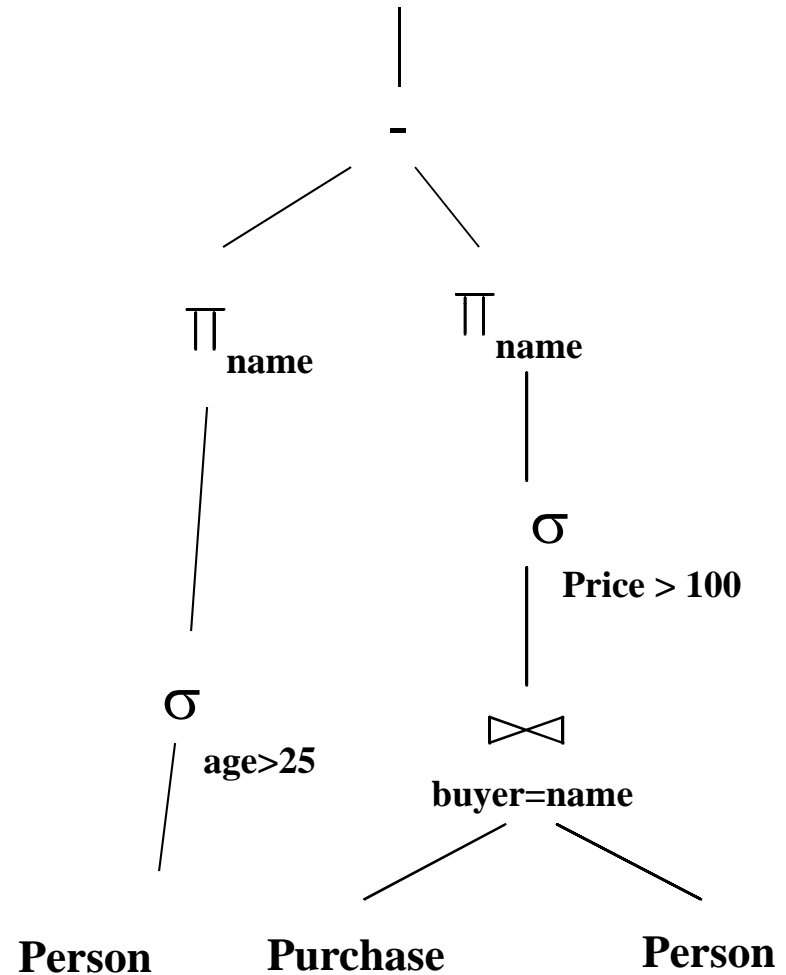


How about Subqueries?

```
SELECT Q.name
FROM Person Q
WHERE Q.age > 25
and not exists
  SELECT *
  FROM Purchase P
  WHERE P.buyer = Q.name
        and P.price > 100
```

How about Subqueries?

```
SELECT Q.name
FROM Person Q
WHERE Q.age > 25
and not exists
  SELECT *
  FROM Purchase P
  WHERE P.buyer = Q.name
  and P.price > 100
```



Physical Query Plan

- Logical query plan with extra annotations
- **Access path selection** for each relation
 - Use a file scan or use an index
- **Implementation choice** for each operator
- **Scheduling decisions** for operators

Physical Query Plan

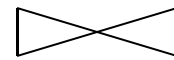
(On the fly)

π_{sname}

(On the fly)

$\sigma_{\text{sscity}='Seattle' \wedge \text{sstate}='WA' \wedge \text{pno}=2}$

(Nested loop)


sno = sno

Suppliers
(File scan)

Supplies
(File scan)

Final Step in Query Processing

- **Step 4: Query execution**
 - How to **synchronize operators**?
 - How to **pass data between operators**?
- Approach:
 - **Iterator interface with**
 - **Pipelined execution or**
 - **Intermediate result materialization**

Iterator Interface

- Each **operator implements iterator interface**
- Interface has only three methods
- **open()**
 - Initializes operator state
 - Sets parameters such as selection condition
- **get_next()**
 - Operator invokes get_next() recursively on its inputs
 - Performs processing and produces an output tuple
- **close():** cleans-up state

Pipelined Execution

- Applies parent operator to tuples directly as they are produced by child operators
- Benefits
 - No operator synchronization issues
 - Saves cost of writing intermediate data to disk
 - Saves cost of reading intermediate data from disk
 - Good resource utilizations on single processor
- This approach is used whenever possible

Pipelined Execution

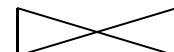
(On the fly)

π_{sname}

(On the fly)

$\sigma_{\text{sscity}='Seattle' \wedge \text{ssstate}='WA' \wedge \text{pno}=2}$

(Nested loop)


sno = sno

Suppliers
(File scan)

Supplies
(File scan)

Intermediate Tuple Materialization

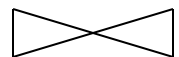
- Writes the results of an operator to an intermediate table on disk
- No direct benefit but
- Necessary for some operator implementations
- When operator needs to examine the same tuples multiple times

Intermediate Tuple Materialization

(On the fly)

π_{sname}

(Sort-merge join)


 $\text{sno} = \text{sno}$

(Scan: write to T1)

$\sigma_{\text{sscity}='Seattle' \wedge \text{ssstate}='WA'}$

Suppliers
(File scan)

(Scan: write to T2)

$\sigma_{\text{pno}=2}$

Supplies
(File scan)

Coming Next...

- Algorithms for physical operator implementations
- Finding a good query plan. How?