

CSE 451: Operating Systems

Section 4

Project 2 Intro; Threads

Project 1

- * Congratulations, you're all kernel hackers now!
- * We're going to give you a break and have you do some userspace work 😊

Project 2: user-level threads

- * Part A: due Wednesday, May 2 at 11:59pm
 - * Implement part of a user thread library
 - * Add synchronization primitives
 - * Solve a synchronization problem
- * Part B: due Friday, May 18 at 11:59pm
 - * Implement a multithreaded web server
 - * Add preemption
 - * Get some results and write a (small) report

Project 2 notes

- * Start EARLY!
 - * It's looooooong
 - * Read the assignment carefully
 - * Read it again
 - * Understand the skeleton code
- * Use the same groups as for project 1

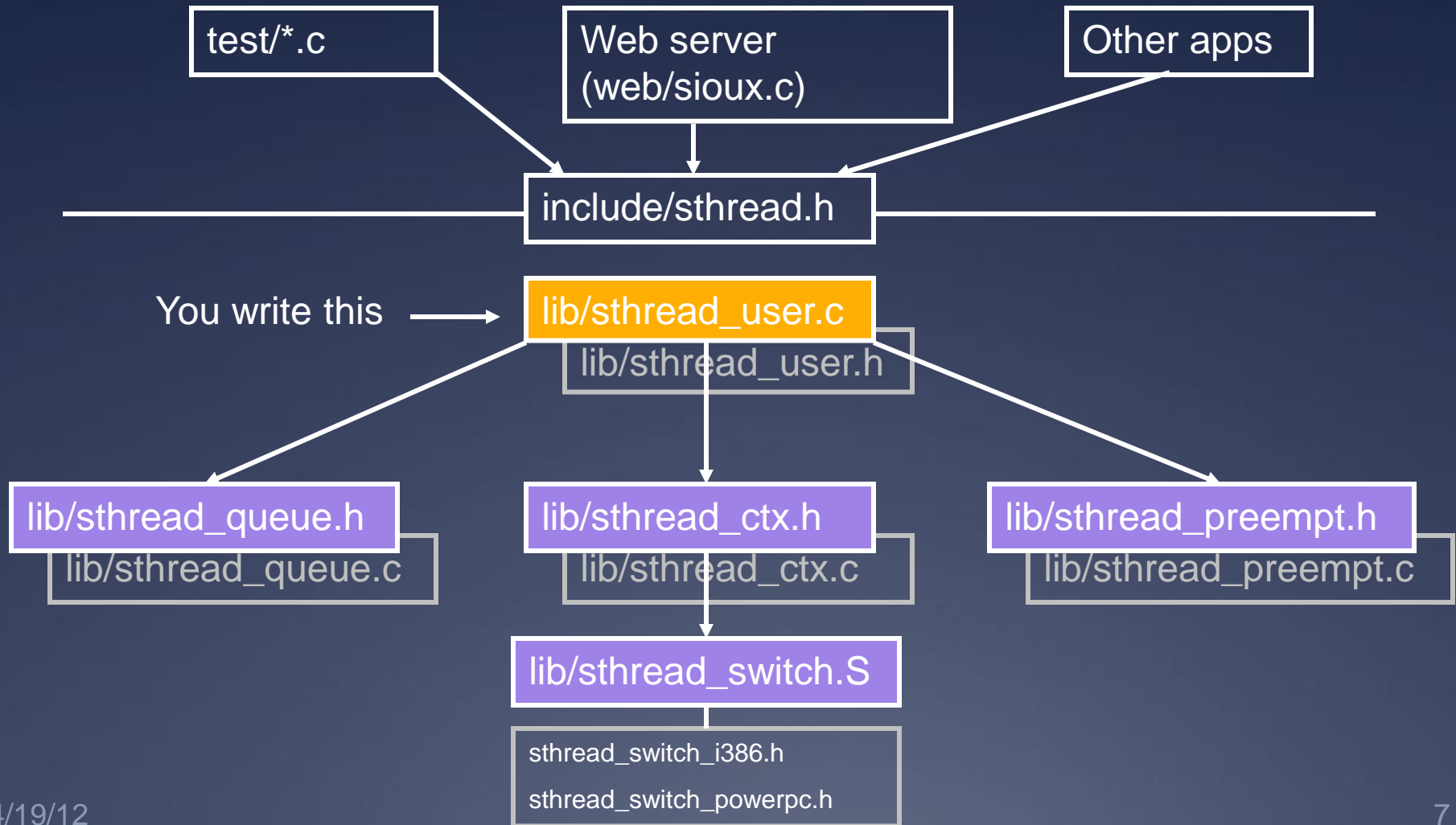
Project 2 tips

- * Understand what the provided code does for you
- * Division of work
 - * Part 3 can be completed without parts 1 and 2
- * More tools
 - * ddd
 - * (Or just gdb if you're not a fan of GUIs)

Simplethreads

- * We give you:
 - * Skeleton functions for thread interface
 - * Machine-specific code (x86, i386, PowerPC)
 - * Support for creating new stacks
 - * Support for saving regs/switching stacks
 - * A queue data structure (why?)
 - * Very simple test programs
 - * You should write more, and **include them in the turnin**
 - * A single-threaded web server

Simplethreads code structure



Pthreads

- * Pthreads (POSIX threads) is a preemptive, kernel-level thread library
- * Simplethreads is similar to Pthreads
- * Project 2: compare your implementation against Pthreads
 - * `./configure --with-pthreads`

Thread operations

- * What functions do we need for a userspace thread library?

Simplethreads API

```
void sthread_init()
```

- * Initialize the whole system

```
sthread_t sthread_create(func start_func,  
void *arg)
```

- * Create a new thread and make it runnable

```
void sthread_yield()
```

- * Give up the CPU

```
void sthread_exit(void *ret)
```

- * Exit current thread

```
void* sthread_join(sthread_t t)
```

- * Wait for specified thread to exit

Simplethreads internals

* Structure of the TCB:

```
struct _sthread {
    sthread_ctx_t *saved_ctx;
    /**
     * Add your fields to the thread
     * data structure here.
     */
};
```

Sample multithreaded program

* (this slide and next – see test-create.c)

```
void *thread_start(void *arg) {  
    if (arg) {  
        printf("in thread_start, arg = %p\n",  
            arg);  
    }  
    return 0;  
}
```

...

Sample multithreaded program

```
int main(int argc, char *argv[]) {
    pthread_init();
    for(i = 0; i < 3; i++) {
        if (pthread_create(&thread_start,
                          (void *)&i == NULL) {
            printf("pthread_create failed\n");
            exit(1);
        }
    }
    // needs to be called multiple times
    pthread_yield();
    printf("back in main\n");
    return 0;
}
```

Managing contexts

- * (Provided for you in project 2)
- * Thread *context* = thread stack + stack pointer

```
sthread_new_ctx(func_to_run)
```

- * creates a new thread context that can be switched to

```
sthread_free_ctx(some_old_ctx)
```

- * Deletes the supplied context

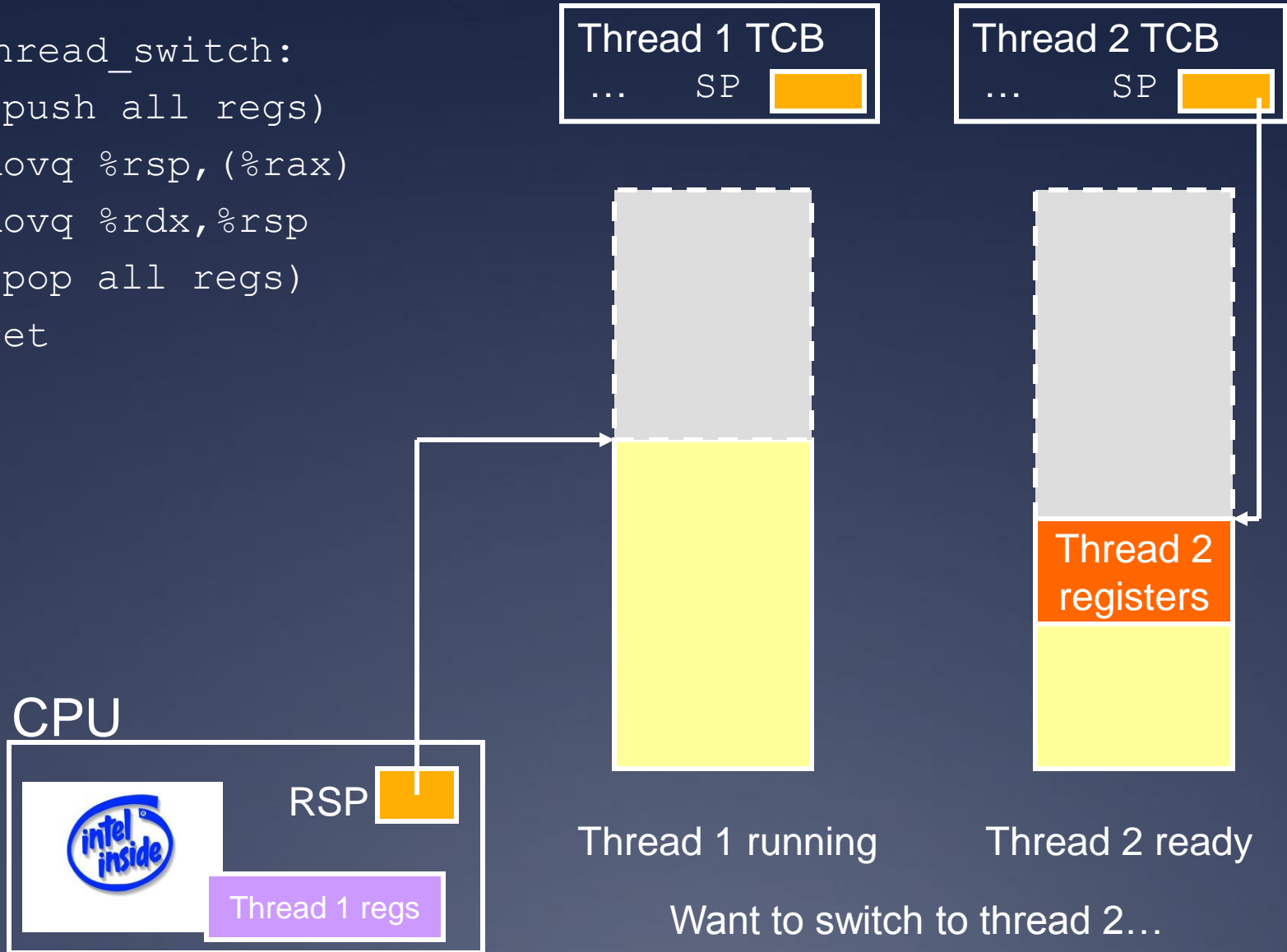
```
sthread_switch(oldctx, newctx)
```

- * Puts current context into oldctx
- * Takes newctx and makes it current

How `sthread_switch` works

`Xsthread_switch:`

```
(push all regs)
movq %rsp, (%rax)
movq %rdx, %rsp
(pop all regs)
ret
```



Push old context

Xsthread_switch:

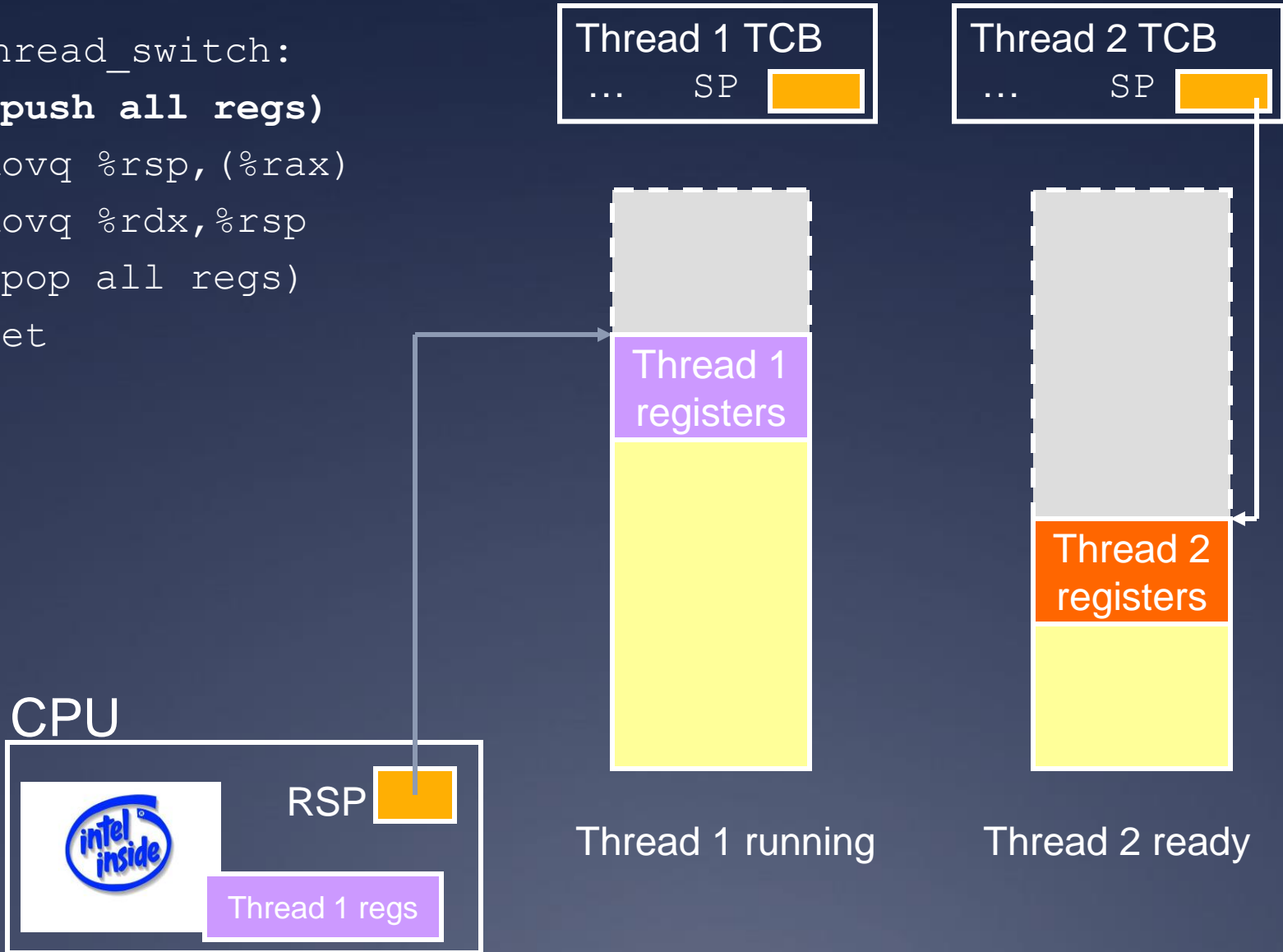
(push all regs)

```
movq %rsp, (%rax)
```

```
movq %rdx, %rsp
```

(pop all regs)

```
ret
```



Save old stack pointer

Xstthread_switch:

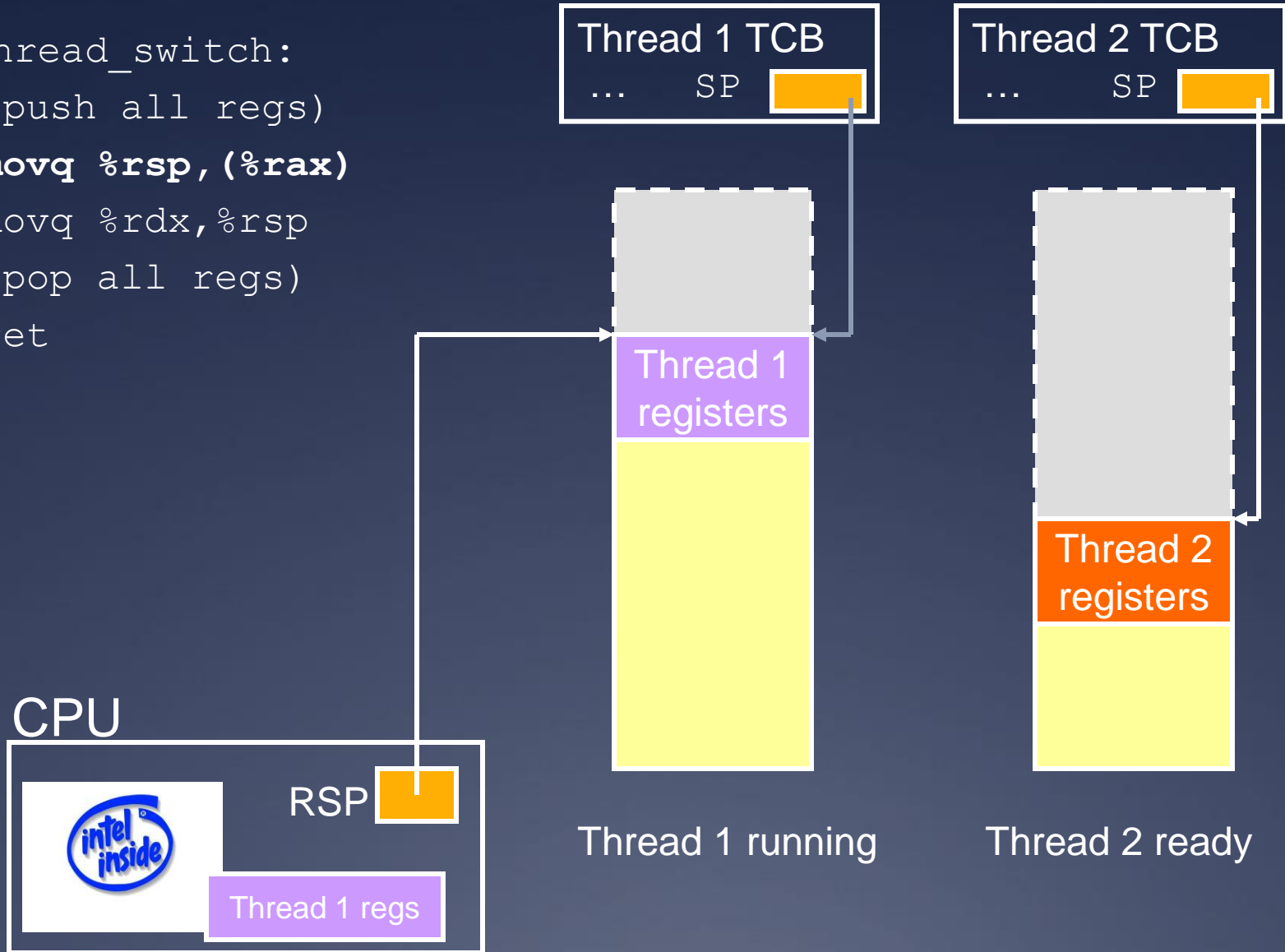
(push all regs)

```
movq %rsp, (%rax)
```

```
movq %rdx, %rsp
```

(pop all regs)

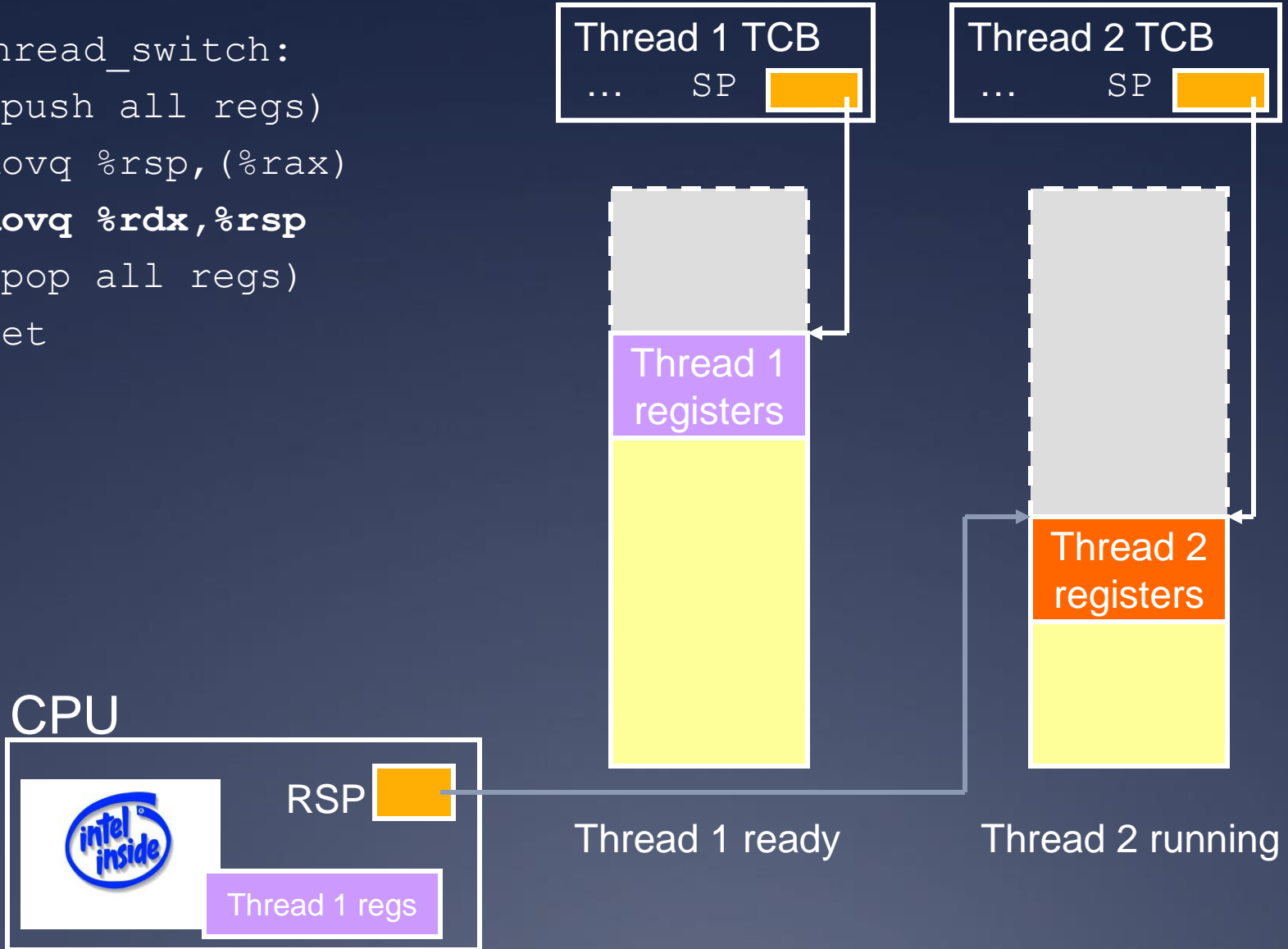
```
ret
```



Change stack pointers

Xsthread_switch:

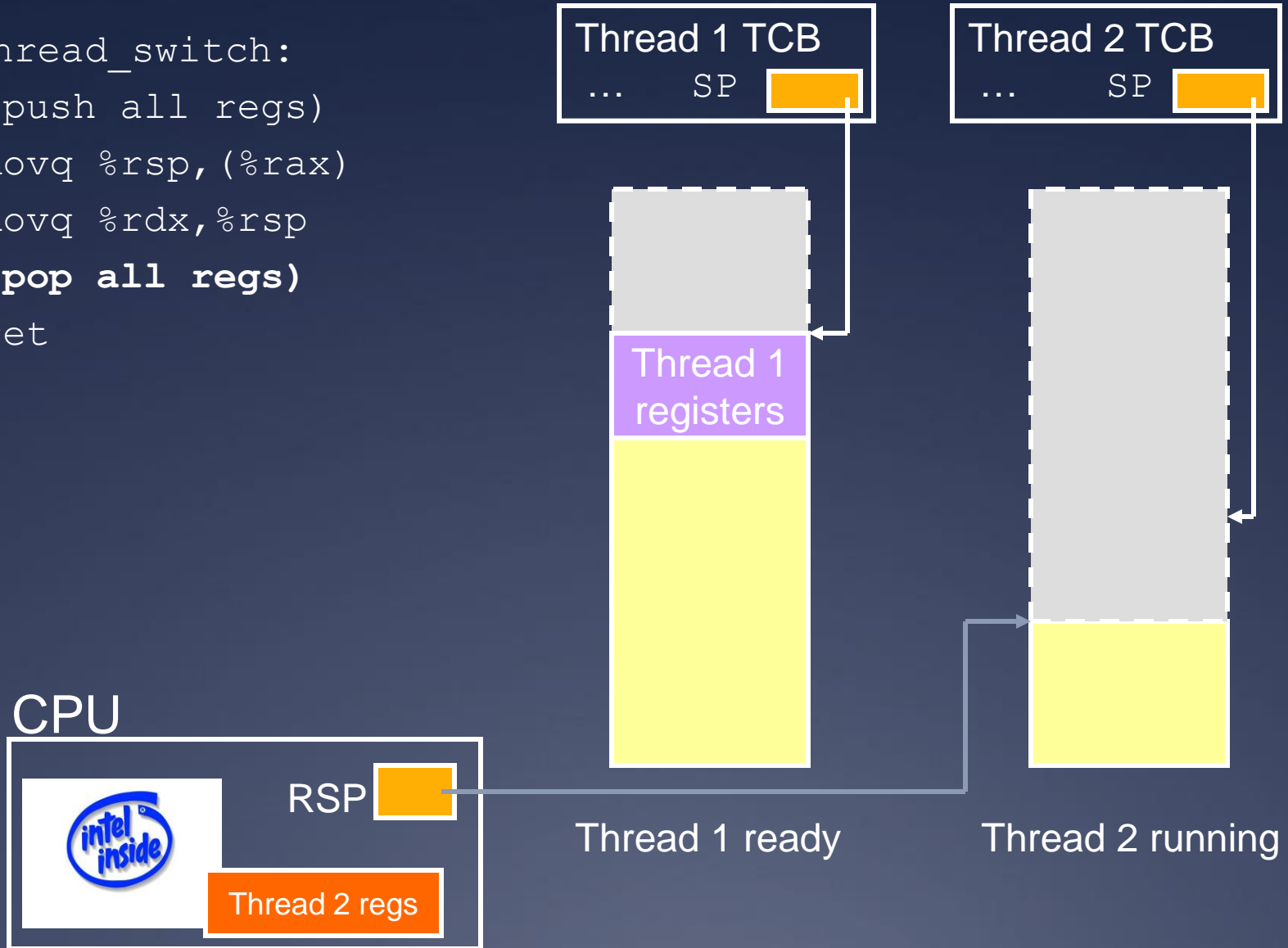
```
(push all regs)
movq %rsp, (%rax)
movq %rdx, %rsp
(pop all regs)
ret
```



Pop off new context

Xsthread_switch:

```
(push all regs)
movq %rsp, (%rax)
movq %rdx, %rsp
(pop all regs)
ret
```



Done; return

Xsthread_switch:

(push all regs)

```
movq %rsp, (%rax)
```

```
movq %rdx, %rsp
```

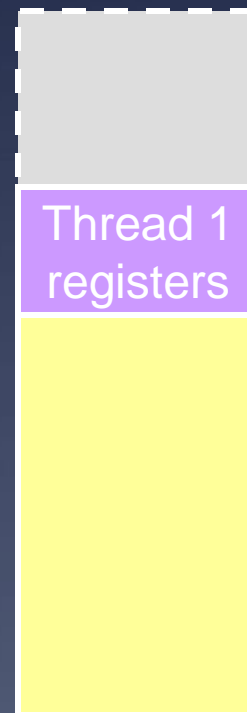

(pop all regs)

```
ret
```

■ What got switched?

- RSP
- PC (how?)
- Other registers

CPU



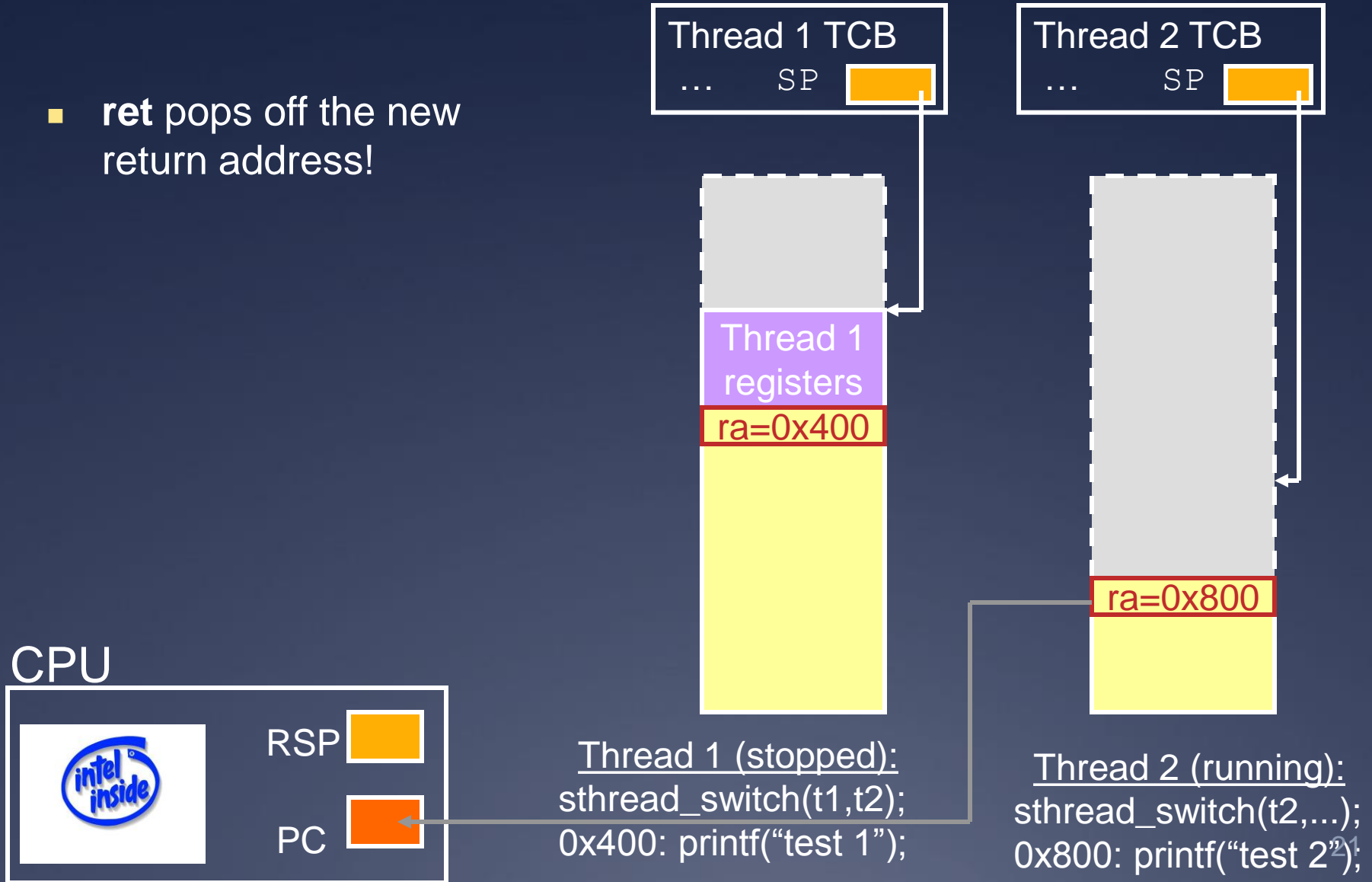
Thread 1 ready



Thread 2 running

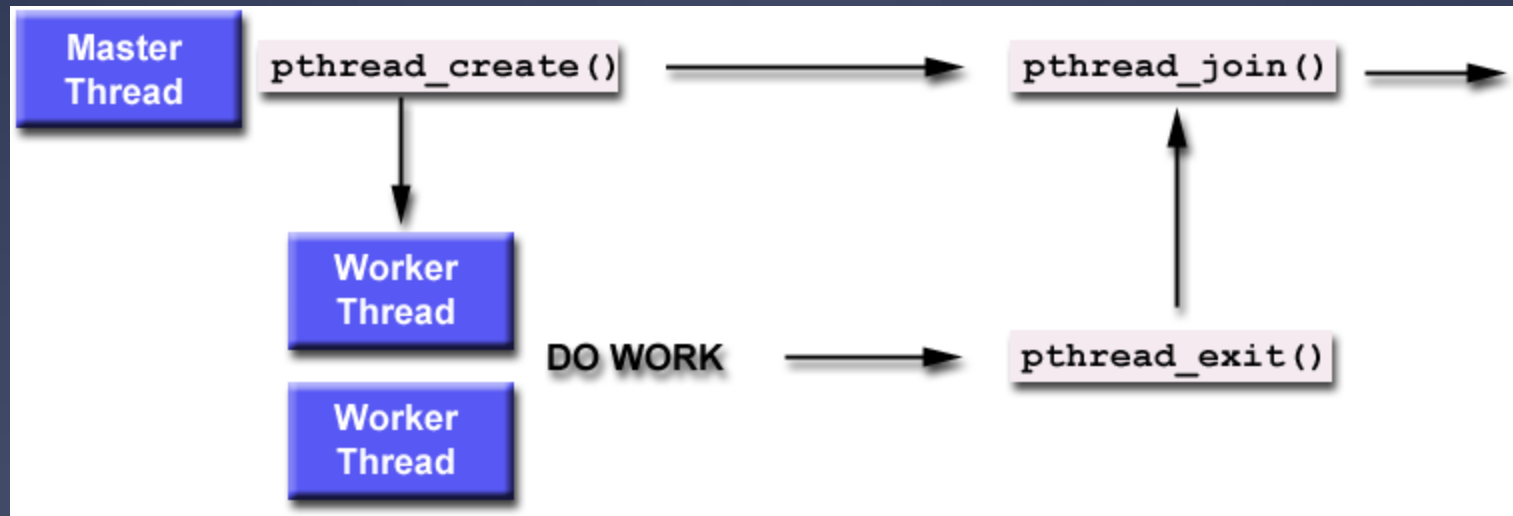
Adjusting the PC

- `ret` pops off the new return address!



Thread joining

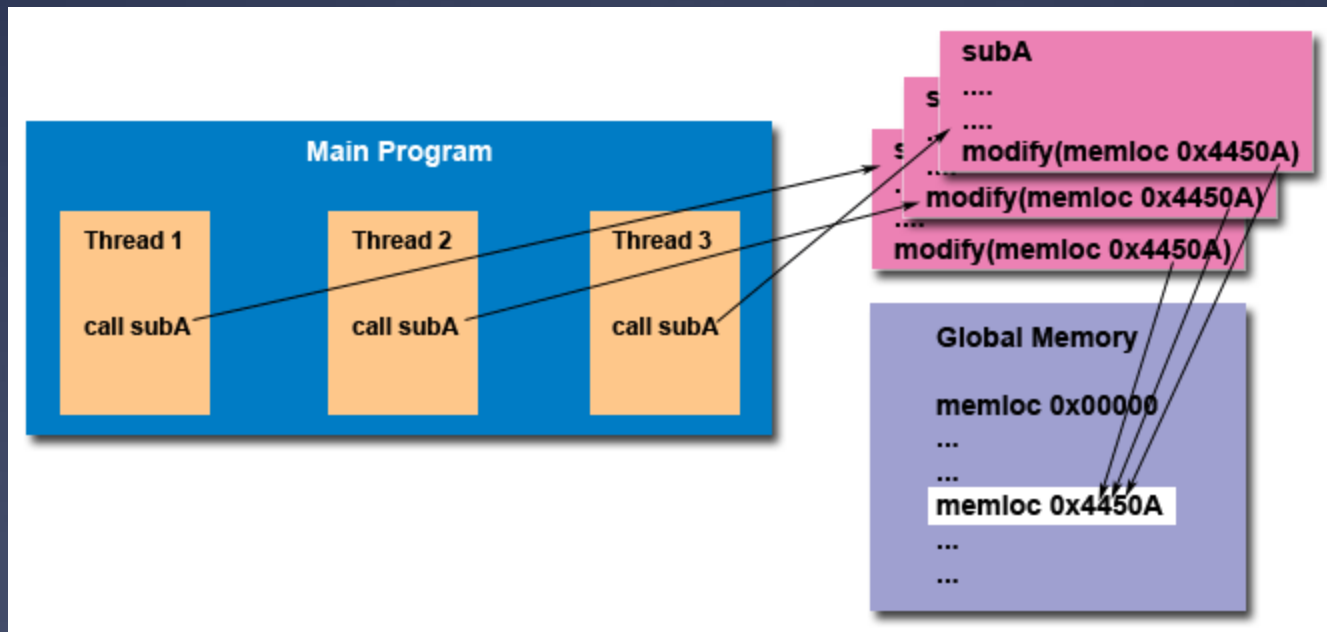
- * With Pthreads (and Sthreads):
 - * Master thread calls join on worker thread
 - * Join blocks until worker thread exits.
 - * Join returns the return value of the worker thread.



The need for synchronization

* Thread safety:

- * An application's ability to execute multiple threads simultaneously without "clobbering" shared data or creating "race" conditions



Synchronization primitives: mutexes

```
pthread_mutex_t pthread_mutex_init()  
void pthread_mutex_free(pthread_mutex_t lock)  
  
void pthread_mutex_lock(pthread_mutex_t lock)  
    * When returns, thread is guaranteed to acquire lock  
void pthread_mutex_unlock(  
    pthread_mutex_t lock)
```


Synchronization primitives: condition variables

```
pthread_cond_t pthread_cond_init()  
void pthread_cond_free(pthread_cond_t cond)  
  
void pthread_cond_signal(pthread_cond_t cond)  
    * Wake-up one waiting thread, if any  
void pthread_cond_broadcast(  
    pthread_cond_t cond)  
    * Wake-up all waiting threads, if any  
void pthread_cond_wait(pthread_cond_t cond,  
    pthread_mutex_t lock)  
    * Wait for given condition variable  
    * Returning thread is guaranteed to hold the lock
```

Things to think about

- * How do you create a thread?
 - * How do you pass arguments to the thread's start function?
 - * Function pointer passed to `sthread_new_ctx()` doesn't take any arguments
- * How do you deal with the initial (main) thread?
- * How do you block a thread?

Things to think about

- * When and how do you reclaim resources for a terminated thread?
 - * Can a thread free its stack itself?
- * Where does `sthread_switch` return?
- * Who and when should call `sthread_switch`?
- * What should be in `struct _sthread_mutex`, `struct _sthread_cond`?

Things to think about

- * Working with synchronization: When does it make sense to disable interrupts?
 - * Which actions are atomic at the application level versus at the thread level?
- * When using forkbomb, run “ulimit -Su 64” to limit the number of processes/threads
 - * Allows you to log in from another session even if you hit the above limit
 - * Add it to your .bash_profile so it happens automatically

