

# CSE 451: Operating Systems Spring 2013

## Module 4 Processes

Ed Lazowska  
lazowska@cs.washington.edu  
Allen Center 570

© 2013 Gribble, Lazowska, Levy, Zahorjan

## Process management

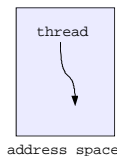
- This module begins a series of topics on processes, threads, and synchronization
  - this is the most important part of the class
  - there **definitely** will be several questions on these topics on the midterm
- In this module: processes and process management
  - What is a “process”?
  - What’s the OS’s process namespace?
  - How are processes represented inside the OS?
  - What are the executing states of a process?
  - How are processes created?
  - How can this be made faster?
  - Shells
  - Signals

© 2013 Gribble, Lazowska, Levy, Zahorjan

2

## What is a “process”?

- The process is the OS’s abstraction for execution
  - A process is a program in execution
- Simplest (classic) case: a **sequential process**
  - An address space (an abstraction of memory)
  - A single thread of execution (an abstraction of the CPU)
- A sequential process is:
  - The unit of execution
  - The unit of scheduling
  - The dynamic (active) execution context
    - vs. the program – static, just a bunch of bytes



© 2013 Gribble, Lazowska, Levy, Zahorjan

3

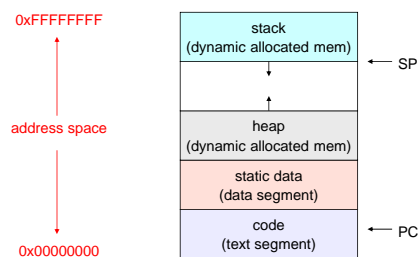
## What’s “in” a process?

- A process consists of (at least):
  - An **address space**, containing
    - the code (instructions) for the running program
    - the data for the running program (static data, heap data, stack)
  - **CPU state**, consisting of
    - The program counter (PC), indicating the next instruction
    - The stack pointer
    - Other general purpose register values
  - A set of **OS resources**
    - open files, network connections, sound channels, ...
- In other words, it’s all the stuff you need to run the program
  - or to re-start it, if it’s interrupted at some point

© 2013 Gribble, Lazowska, Levy, Zahorjan

4

## A process’s address space (idealized)



© 2013 Gribble, Lazowska, Levy, Zahorjan

5

## The OS’s process namespace

- (Like most things, the particulars depend on the specific OS, but the principles are general)
- The name for a process is called a **process ID (PID)**
  - An integer
- The PID namespace is global to the system
  - Only one process at a time has a particular PID
- Operations that create processes return a PID
  - E.g., fork()
- Operations on processes take PIDs as an argument
  - E.g., kill(), wait(), nice()

© 2013 Gribble, Lazowska, Levy, Zahorjan

6

## Representation of processes by the OS

- The OS maintains a data structure to keep track of a process's state
  - Called the **process control block (PCB)** or **process descriptor**
  - Identified by the PID
- OS keeps all of a process's execution state in (or linked from) the PCB when the process isn't running
  - PC, SP, registers, etc.
  - when a process is unscheduled, the execution state is transferred out of the hardware registers into the PCB
  - (when a process is running, its state is spread between the PCB and the CPU)
- Note: It's natural to think that there must be some esoteric techniques being used
  - fancy data structures that you'd never think of yourself

*Wrong! It's pretty much just what you'd think of!*

© 2013 Gribble, Lazowska, Levy, Zahorjan

7

## The PCB

- The PCB is a data structure with many, many fields:
  - process ID (PID)
  - parent process ID
  - execution state
  - program counter, stack pointer, registers
  - address space info
  - UNIX user id, group id
  - scheduling priority
  - accounting info
  - pointers for state queues
- In Linux:
  - defined in **task\_struct** (**include/linux/sched.h**)
  - over 95 fields!!!

© 2013 Gribble, Lazowska, Levy, Zahorjan

8

## PCBs and CPU state

- When a process is running, its CPU state is inside the CPU
  - PC, SP, registers
  - CPU contains current values
- When the OS gets control because of a ...
  - **Trap**: Program executes a syscall
  - **Exception**: Program does something unexpected (e.g., page fault)
  - **Interrupt**: A hardware device requests service

the OS saves the CPU state of the running process in that process's PCB

© 2013 Gribble, Lazowska, Levy, Zahorjan

9

- When the OS returns the process to the running state, it loads the hardware registers with values from that process's PCB – general purpose registers, stack pointer, instruction pointer
- The act of switching the CPU from one process to another is called a **context switch**
  - systems may do 100s or 1000s of switches/sec.
  - takes a few microseconds on today's hardware
- Choosing which process to run next is called **scheduling**

© 2013 Gribble, Lazowska, Levy, Zahorjan

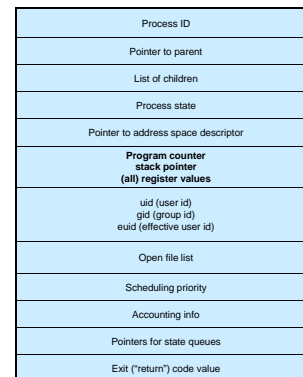
10

## The OS kernel is not a process

- It's just a block of code!
- (In a microkernel OS, many things that you normally think of as the operating system execute as user-mode processes. But the OS kernel is just a block of code.)

© 2013 Gribble, Lazowska, Levy, Zahorjan

11



This is (a simplification of) what each of those PCBs looks like inside!

© 2013 Gribble, Lazowska, Levy, Zahorjan

12

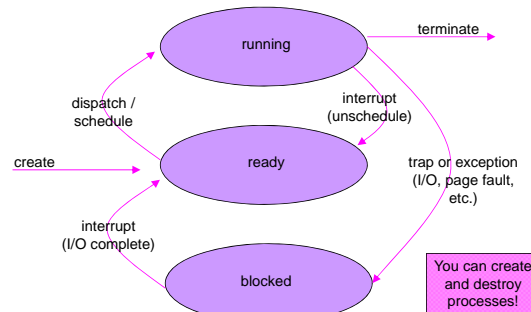
## Process execution states

- Each process has an **execution state**, which indicates what it's currently doing
  - **ready**: waiting to be assigned to a CPU
    - could run, but another process has the CPU
  - **running**: executing on a CPU
    - it's the process that currently controls the CPU
  - **waiting** (aka "blocked"): waiting for an event, e.g., I/O completion, or a message from (or the completion of) another process
    - cannot make progress until the event happens
- As a process executes, it moves from state to state
  - UNIX: run **ps**, STAT column shows current state
  - which state is a process in most of the time?

© 2013 Gribble, Lazowska, Levy, Zahorjan

13

## Process states and state transitions



© 2013 Gribble, Lazowska, Levy, Zahorjan

14

You can create and destroy processes!

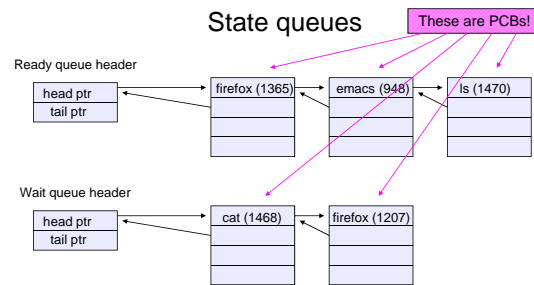
## State queues

- The OS maintains a collection of queues that represent the state of all processes in the system
  - typically one queue for each state
    - e.g., ready, waiting, ...
  - each PCB is queued onto a state queue according to the current state of the process it represents
  - as a process changes state, its PCB is unlinked from one queue, and linked onto another
- Once again, *this is just as straightforward as it sounds!* The PCBs are moved between queues, which are represented as linked lists. *There is no magic!*

© 2013 Gribble, Lazowska, Levy, Zahorjan

15

## State queues



- There may be many wait queues, one for each type of wait (particular device, timer, message, ...)

© 2013 Gribble, Lazowska, Levy, Zahorjan

16

## PCBs and state queues

- PCBs are data structures
  - dynamically allocated inside OS memory
- When a process is created:
  - OS allocates a PCB for it
  - OS initializes PCB
  - (OS does other things not related to the PCB)
  - OS puts PCB on the correct queue
- As a process computes:
  - OS moves its PCB from queue to queue
- When a process is terminated:
  - PCB may be retained for a while (to receive signals, etc.)
  - eventually, OS deallocates the PCB

© 2013 Gribble, Lazowska, Levy, Zahorjan

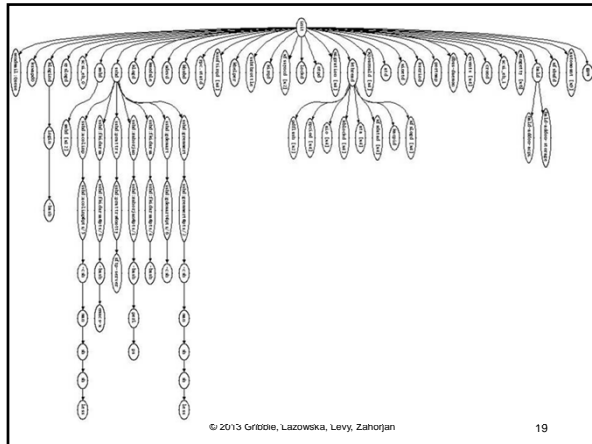
17

## Process creation

- New processes are created by existing processes
  - creator is called the **parent**
  - created process is called the **child**
    - UNIX: do **ps**, look for PPID field
  - what creates the first process, and when?

© 2013 Gribble, Lazowska, Levy, Zahorjan

18



### Process creation semantics

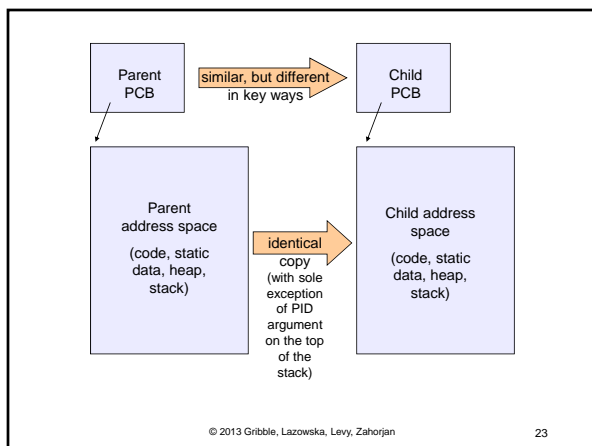
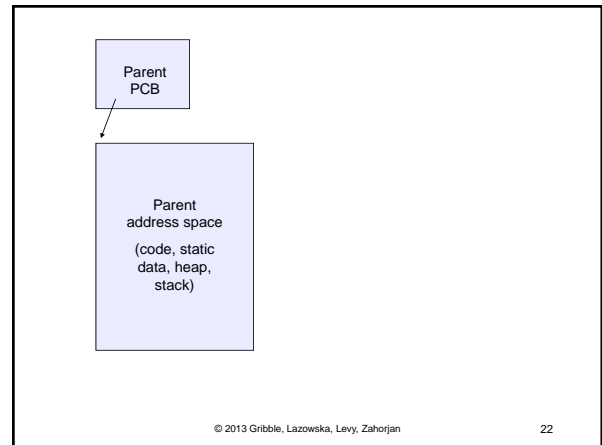
- (Depending on the OS) child processes inherit certain attributes of the parent
  - Examples:
    - Open file table: implies stdin/stdout/stderr
    - On some systems, resource allocation to parent may be divided among children
- (In Unix) when a child is created, the parent may either wait for the child to finish, or continue in parallel

© 2013 Gribble, Lazowska, Levy, Zahorjan 20

### UNIX process creation details

- UNIX process creation through **fork()** system call
  - creates and initializes a new PCB
    - initializes kernel resources of new process with resources of parent (e.g., open files)
    - initializes PC, SP to be same as parent
  - creates a new address space
    - initializes new address space with a copy of the entire contents of the address space of the parent
  - places new PCB on the ready queue
- the **fork()** system call "returns twice"
  - once into the parent, and once into the child
    - returns the child's PID to the parent
    - returns 0 to the child
- **fork()** = "clone me"

© 2013 Gribble, Lazowska, Levy, Zahorjan 21



### testparent – use of fork()

```

#include <sys/types.h>
#include <unistd.h>
#include <stdio.h>

int main(int argc, char **argv)
{
    char *name = argv[0];
    int pid = fork();
    if (pid == 0) {
        printf("Child of %s is %d\n", name, pid);
        return 0;
    } else {
        printf("My child is %d\n", pid);
        return 0;
    }
}

```

© 2013 Gribble, Lazowska, Levy, Zahorjan 24

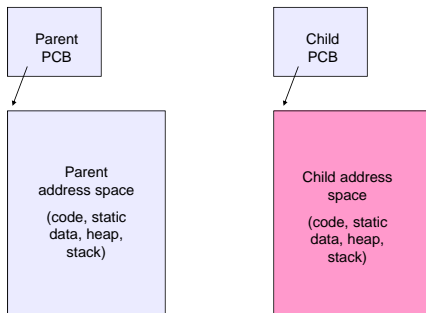
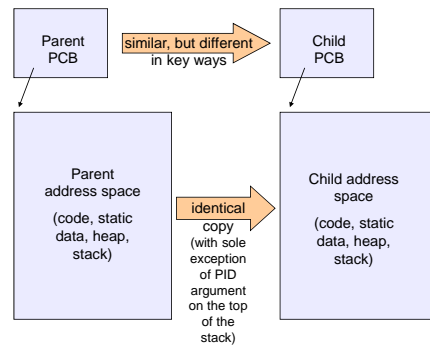
### testparent output

```
spinlock% gcc -o testparent testparent.c
spinlock% ./testparent
My child is 486
Child of testparent is 0
spinlock% ./testparent
Child of testparent is 0
My child is 571
```

### exec() vs. fork()

- Q: So how do we start a new program, instead of just forking the old program?
- A: First fork, then **exec**
  - `int exec(char * prog, char * argv[])`
- **exec()**
  - stops the current process
  - loads program 'prog' into the address space
    - i.e., over-writes the existing process image
  - initializes hardware context, args for new program
  - places PCB onto ready queue
  - note: does not create a new process!

- So, to run a new program:
  - fork()
  - Child process does an exec()
  - Parent either waits for the child to complete, or not



### Making process creation faster

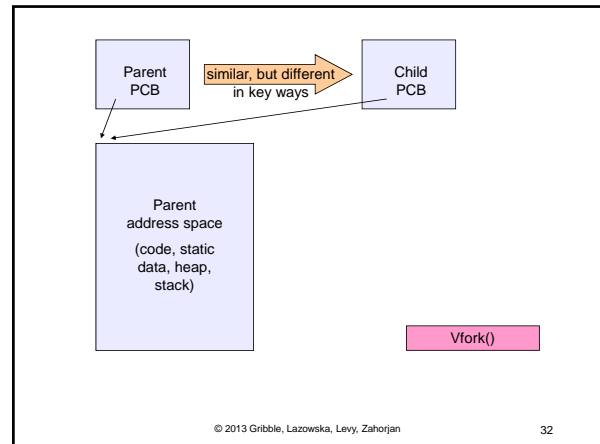
- The semantics of fork() say the child's address space is a copy of the parent's
- Implementing fork() that way is slow
  - Have to allocate physical memory for the new address space
  - Have to set up child's page tables to map new address space
  - Have to copy parent's address space contents into child's address space
    - Which you are likely to immediately blow away with an exec()

## Method 1: vfork()

- vfork() is the older (now uncommon) of the two approaches we'll discuss
- Instead of "child's address space is a copy of the parent's," the semantics are "child's address space is the parent's"
  - With a "promise" that the child won't modify the address space before doing an execve()
    - Unenforced! You use vfork() at your own peril
  - When execve() is called, a new address space is created and it's loaded with the new executable
  - Parent is blocked until execve() is executed by child
  - Saves wasted effort of duplicating parent's address space, just to blow it away

© 2013 Gribble, Lazowska, Levy, Zahorjan

31



32

## Method 2: copy-on-write

- Retains the original semantics, but copies "only what is necessary" rather than the entire address space
- On fork():
  - Create a new address space
  - Initialize page tables with same mappings as the parent's (i.e., they both point to the same physical memory)
    - No copying of address space contents have occurred at this point – with the sole exception of the top page of the stack
  - Set both parent and child page tables to make all pages read-only
  - If either parent or child writes to memory, an exception occurs
  - When exception occurs, OS copies the page, adjusts page tables, etc.

© 2013 Gribble, Lazowska, Levy, Zahorjan

33

## UNIX shells

```
int main(int argc, char **argv)
{
    while (1) {
        printf ("%s\n");
        char *cmd = get_next_command();
        int pid = fork();
        if (pid == 0) {
            exec(cmd);
            panic("exec failed!");
        } else {
            wait(pid);
        }
    }
}
```

© 2013 Gribble, Lazowska, Levy, Zahorjan

34

## Truth in advertising ...

- In Linux today, clone is replacing fork (and vfork)
  - clone has additional capabilities/options
- But you need to clearly understand fork as described here
- In Linux today, exec is not a system call; execve is the only "exec-like" system call
  - execve knows whether you have done a fork or a vfork by a flag in the PCB
- But you need to clearly understand exec as described here

© 2013 Gribble, Lazowska, Levy, Zahorjan

35

## Input/output redirection

- `./myprog < input.txt > output.txt` # UNIX
  - each process has an open file table
  - by (universal) convention:
    - 0: stdin
    - 1: stdout
    - 2: stderr
- A child process inherits the parent's open file table
- Redirection: the shell ...
  - copies its current stdin/stdout open file entries
  - opens input.txt as stdin and output.txt as stdout
  - fork ...
  - restore original stdin/stdout

© 2013 Gribble, Lazowska, Levy, Zahorjan

36

## Inter-process communication via signals

- Processes can register event handlers
  - Feels a lot like event handlers in Java, which ..
  - Feel sort of like catch blocks in Java programs
- When the event occurs, process jumps to event handler routine
- Used to catch exceptions
- Also used for inter-process (process-to-process) communication
  - A process can trigger an event in another process using **signal**

© 2013 Gribble, Lazowska, Levy, Zahorjan

37

## Signals

Signal	Value	Action	Comment
SIGHUP	1	Term	Hangup detected on controlling terminal or death of controlling process
SIGINT	2	Term	Interrupt from keyboard
SIGQUIT	3	Core	Quit from keyboard
SIGILL	4	Core	Illegal Instruction
SIGABRT	6	Core	Abort signal from abort(3)
SIGFPE	8	Core	Floating point exception
<b>SIGKILL</b>	<b>9</b>	<b>Term</b>	<b>Kill signal</b>
SIGSEGV	11	Core	Invalid memory reference
SIGPIPE	13	Term	Broken pipe: write to pipe with no read
SIGALRM	14	Term	Timer signal from alarm(2)
SIGTERM	15	Term	Termination signal
SIGUSR1	30,10,16	Term	User-defined signal 1
SIGUSR2	31,12,17	Term	User-defined signal 2
SIGCHLD	20,17,18	Ign	Child stopped or terminated
SIGCONT	19,18,25		Continue if stopped
<b>SIGSTOP</b>	<b>17,19,23</b>	<b>Stop</b>	<b>Stop process</b>
SIGTSTP	18,20,24	Stop	Stop typed at tty
SIGTTIN	21,21,26	Stop	tty input for background process
SIGTTOU	22,22,27	Stop	tty output for background process

© 2013 Gribble, Lazowska, Levy, Zahorjan

38

## Example use

- You're implementing Apache, a web server
- Apache reads a configuration file when it is launched
  - Controls things like what the root directory of the web files is, what permissions there are on pieces of it, etc.
- Suppose you want to change the configuration while Apache is running
  - If you restart the currently running Apache, you drop some unknown number of user connections
- Solution: send the running Apache process a signal
  - It has registered a signal handler that gracefully re-reads the configuration file

© 2013 Gribble, Lazowska, Levy, Zahorjan

39