

CSE/EE 461 – Module 11

Connections

This Time

- More on the Transport Layer
- Focus
 - How do we connect processes?
- Topics
 - Naming processes
 - Connection setup / teardown
 - Flow control

Application
Presentation
Session
Transport
Network
Data Link
Physical

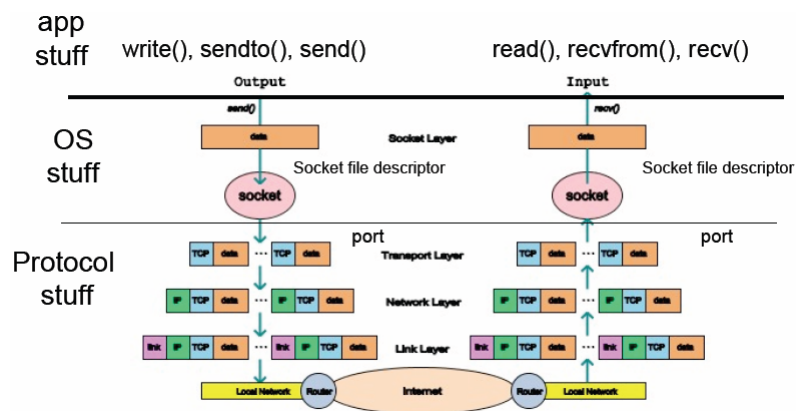
Naming Processes/Services

- Process here is an abstract term for your Web browser (HTTP), Email servers (SMTP), hostname translation (DNS), RealAudio player (RTSP), etc.
- How do we identify for remote communication?
 - Process id or memory address are OS-specific and transient
- So TCP and UDP use Ports
 - 16-bit integers representing mailboxes that processes “rent”
 - typically from OS
 - Identify endpoint uniquely as (IP address, protocol, port)
 - OS converts into process-specific channel, like “socket”

CSE/EE 461, Autumn 2006

M11.3

Processes as Endpoints



CSE/EE 461, Autumn 2006

M11.4

Picking Port Numbers

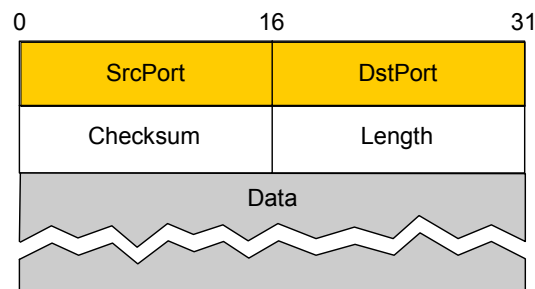
- We still have the problem of allocating port numbers
 - What port should a Web server use on host X?
 - To what port should you send to contact that Web server?
- Servers typically bind to “well-known” port numbers
 - e.g., HTTP 80, SMTP 25, DNS 53, ... look in /etc/services
 - Ports below 1024 reserved for “well-known” services
- Clients use OS-assigned temporary (ephemeral) ports
 - Above 1024, recycled by OS when client finished

CSE/EE 461, Autumn 2006

M11.5

User Datagram Protocol (UDP)

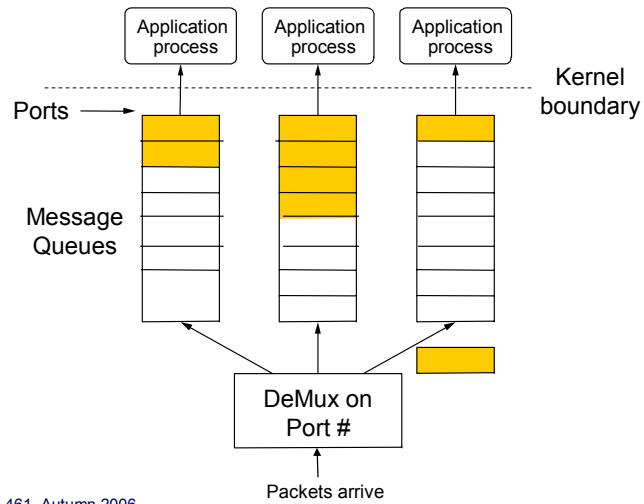
- Provides message delivery between processes
 - Source port filled in by OS as message is sent
 - Destination port identifies UDP delivery queue at endpoint



CSE/EE 461, Autumn 2006

M11.6

UDP Delivery

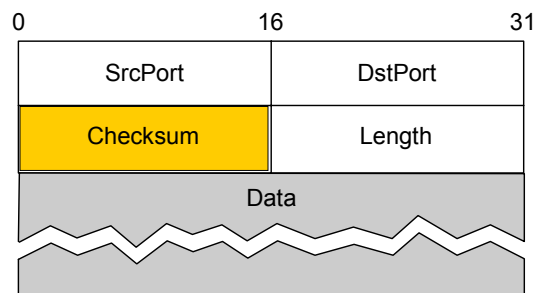


CSE/EE 461, Autumn 2006

M11.7

UDP Checksum

- UDP includes optional protection against errors
 - Checksum intended as an end-to-end check on delivery
 - So it covers data, UDP header, and IP pseudoheader



CSE/EE 461, Autumn 2006

M11.8

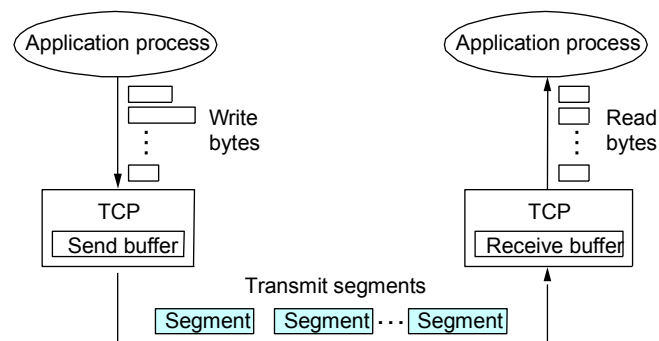
Transmission Control Protocol (TCP)

- **Reliable bi-directional bytestream between processes**
 - Message boundaries are not preserved
- **Connections**
 - Conversation between endpoints with beginning and end
- **Flow control**
 - Prevents sender from over-running receiver buffers
- **Congestion control**
 - Prevents sender from over-running network buffers

CSE/EE 461, Autumn 2006

M11.9

TCP Delivery

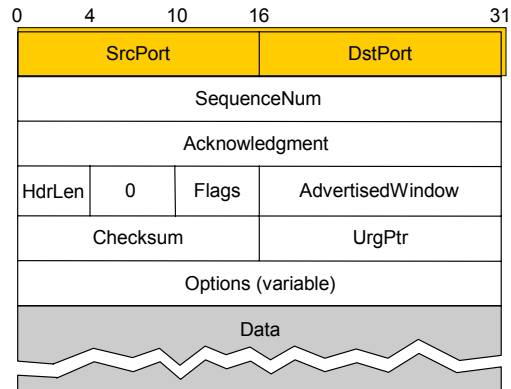


CSE/EE 461, Autumn 2006

M11.10

TCP Header Format

- Ports plus IP addresses identify a connection

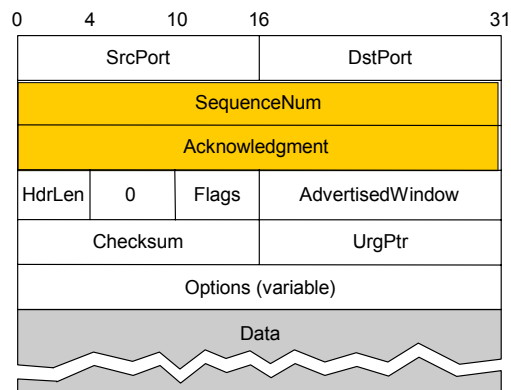


CSE/EE 461, Autumn 2006

M11.11

TCP Header Format

- Sequence, Ack numbers used for the sliding window

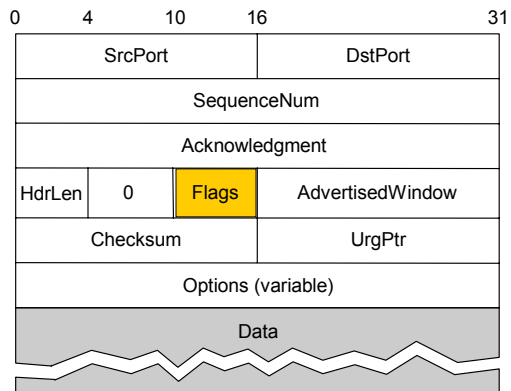


CSE/EE 461, Autumn 2006

M11.12

TCP Header Format

- Flags may be URG, ACK, PUSH, RST, SYN, FIN

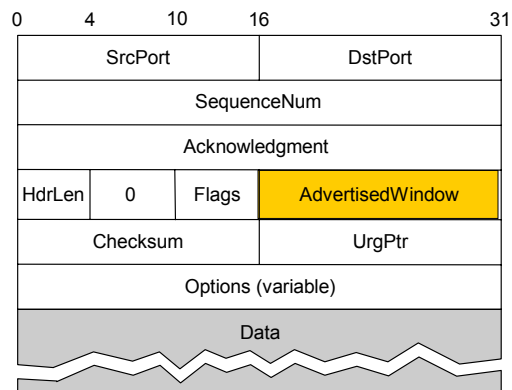


CSE/EE 461, Autumn 2006

M11.13

TCP Header Format

- Advertised window is used for flow control



CSE/EE 461, Autumn 2006

M11.14

TCP Connection Establishment

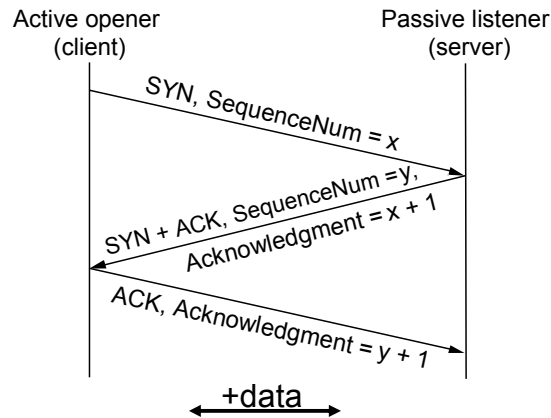
- Both connecting and closing are (slightly) more complicated than you might expect
- That they *can* work is reasonably straightforward
- Harder is what to do when things go wrong
 - TCP SYN+ACK attack
- Close looks a bit complicated because both sides have to close to be done
 - Conceptually, there are two one-way connections
 - Don't want to hang around forever if other end crashes

TCP Connection Establishment

- Both sender and receiver must be ready before we start to transfer the data
 - Sender and receiver need to agree on a set of parameters
 - e.g., the Maximum Segment Size (MSS)
- This is “signaling”
 - It sets up state at the endpoints
 - Compare to “dialing” in the telephone network
- In TCP a Three-Way Handshake is used

Three-Way Handshake

- Opens both directions for transfer



CSE/EE 461, Autumn 2006

M11.17

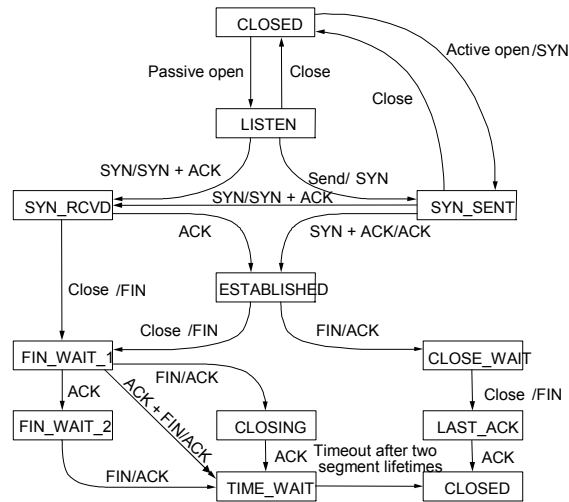
Some Comments

- We could abbreviate this setup, but it was chosen to be robust, especially against delayed duplicates
 - Three-way handshake from Tomlinson 1975
- Choice of changing initial sequence numbers (ISNs) minimizes the chance of hosts that crash getting confused by a previous incarnation of a connection
- But with random ISN it actually proves that two hosts can communicate
 - Weak form of authentication

CSE/EE 461, Autumn 2006

M11.18

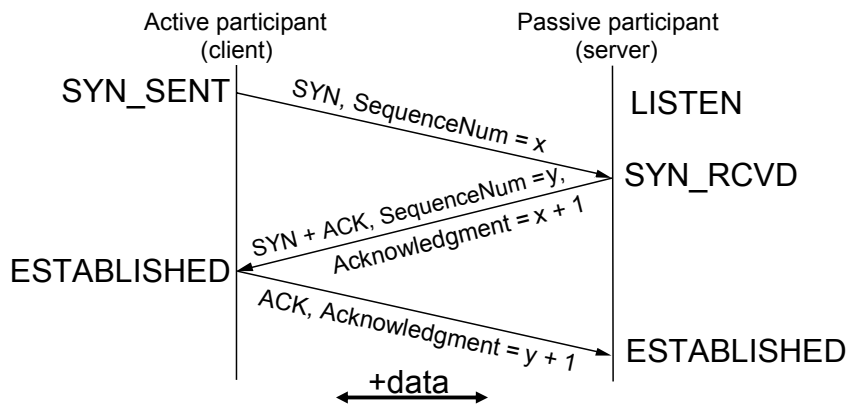
TCP State Transitions



CSE/EE 461, Autumn 2006

M11.19

Again, with States



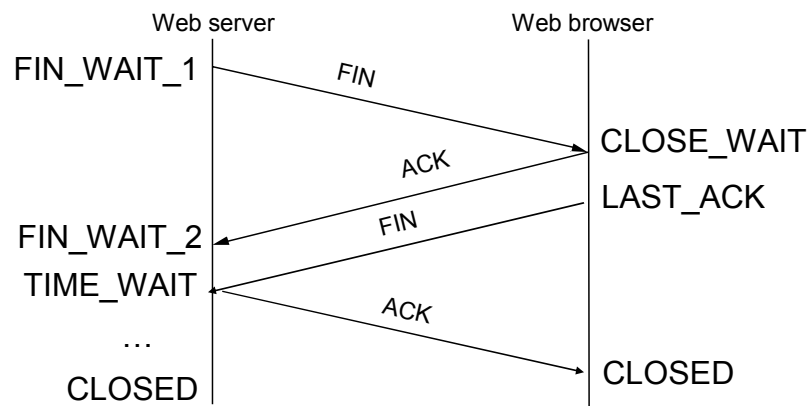
CSE/EE 461, Autumn 2006

M11.20

Connection Teardown

- Orderly release by sender and receiver when done
 - Delivers all pending data and “hangs up”
- Cleans up state in sender and receiver
- TCP provides a “symmetric” close
 - both sides shutdown independently

TCP Connection Teardown



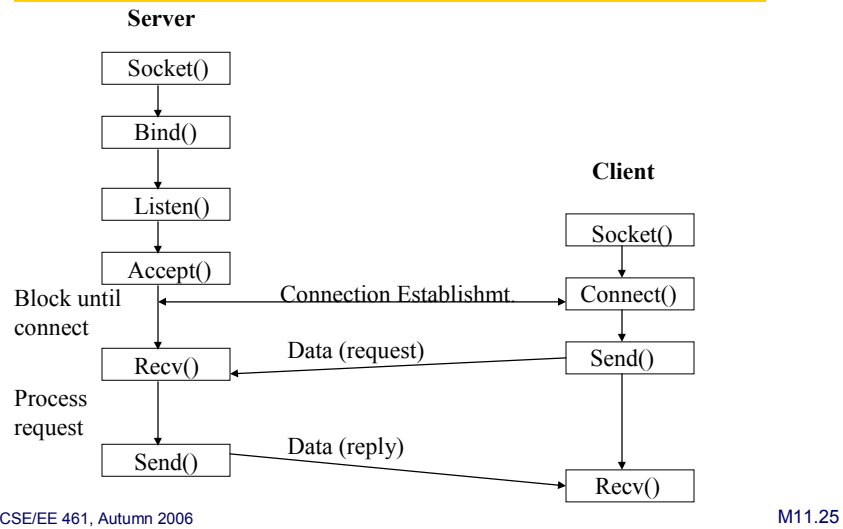
The TIME_WAIT State

- We wait 2MSL (two times the maximum segment lifetime of 60 seconds) before completing the close
- Why?
- ACK might have been lost and so FIN will be resent
- Could interfere with a subsequent connection

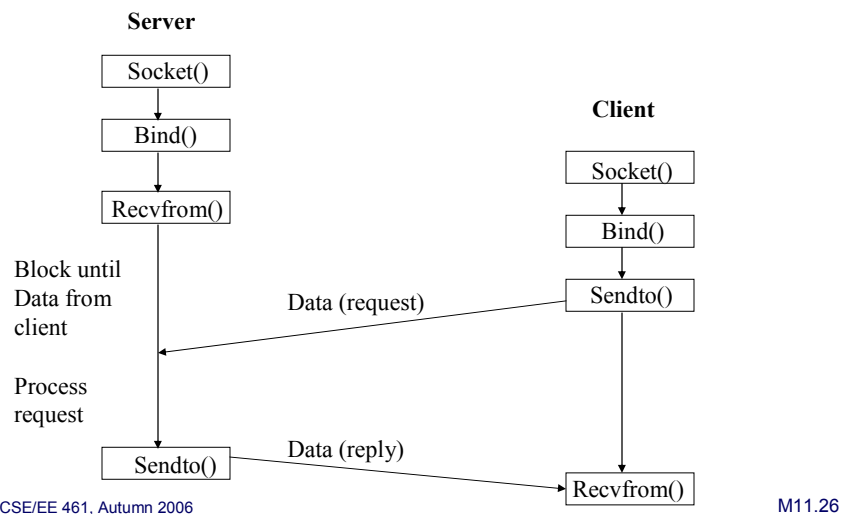
Berkeley Sockets interface

- Networking protocols implemented in OS
 - OS must expose a programming API to applications
 - most OSs use the “socket” interface
 - originally provided by BSD 4.1c in ~1982.
- Principle abstraction is a “socket”
 - a point at which an application attaches to the network
 - defines operations for creating connections, attaching to network, sending and receiving data, closing connections

TCP (connection-oriented)



UDP (connectionless)



Using Sockets: UDP

- `import java.net.*;`
- UDP sockets:
 - `new DatagramSocket();` // binds to ephemeral port number
 - `new DatagramSocket(port);` // tries to bind to 'port'
- `DatagramPacket`
 - Unit of transfer between application and networking software
 - `new DatagramPacket(byte[] buf, int len);`
 - `new DatagramPacket(byte[] buf, int len, InetAddress addr, int port);`
- Sending data:
 - Construct a `DatagramPacket`
 - Set its data field, and its address components
 - `myDatagramSocket.send(myDatagramPacket)`

CSE/EE 461, Autumn 2006

M11.27

Java / UDP

- Java also has an interface supporting `connect(SocketAddr addr)`, but it's a layer above UDP
 - Filters incoming packets not from `addr`
 - Filters outgoing packets not from `addr`
- Performance / correctness issue:
 - Is a copy of the data portion of a `DatagramPacket` made when `send()` is invoked, or is a reference to the `byte[] buf` kept?
- Blocking vs. non-blocking IO
 - Non-blocking options
 1. `import java.net.*;`
 - `DatagramSocket.setSOTimeout(int timeout);`
 2. `import java.nio.*;`
 - More general (complicated) support

CSE/EE 461, Autumn 2006

M11.28

Using Sockets: TCP

- The TCP distinction between passive and active open is embedded in the (typical) socket interfaces
 - There are two kinds of sockets:
 - Socket
 - ServerSocket
- Server starts, creates a server socket, binds it to a local port, and listens for a client to connect
- Client starts, creates a socket on an ephemeral port, and connects to the server socket
- As a result of the connection, the server socket creates a *new* socket to return to the application
 - Provides a handy way to identify/name a single flow in the application code

CSE/EE 461, Autumn 2006

M11.29

TCP Server-side: Java

- **Create:**
 - `ServerSocket ss = new ServerSocket();`
 - `ServerSocket ss = new ServerSocket(port);`
- **Listen:**
 - `Socket s = ss.accept();`

CSE/EE 461, Autumn 2006

M11.30

TCP Client side: Java

- **Create:**
 - `Socket s = new Socket();`
- **Connect:**
 - `s.connect(serverAddress);`
 - `S.connect(serverAddress, timeout);`
- **Use:**
 - **It's Java, the sockets support streams, the mind boggles**
 - `BufferedReader in = new BufferedReader(new InputStreamReader(s.getInputStream()));`
 - `in.readLine();`
 - `PrintWriter out = new PrintWriter(s.getOutputStream(), true);`
 - `Out.print(data);`
 - `OutputStream outputStream = s.getOutputStream();`
 - `outStream.write(buf, 0, n); // byte[] buf for n bytes starting at offset 0`

CSE/EE 461, Autumn 2006

M11.31

Key Concepts

- We use ports to name processes in TCP/UDP
 - “Well-known” ports are used for popular services
- Connection setup and teardown complicated by the effects of the network on messages
 - TCP uses a three-way handshake to set up a connection
 - TCP uses a symmetric disconnect

CSE/EE 461, Autumn 2006

M11.32