




CSE 473: Artificial Intelligence

Reinforcement Learning




slides adapted from
Stuart Russel, Dan Klein, Pieter Abbeel from ai.berkeley.edu
And Hanna Hajishirzi, Jared Moore, Dan Weld

Reinforcement Learning

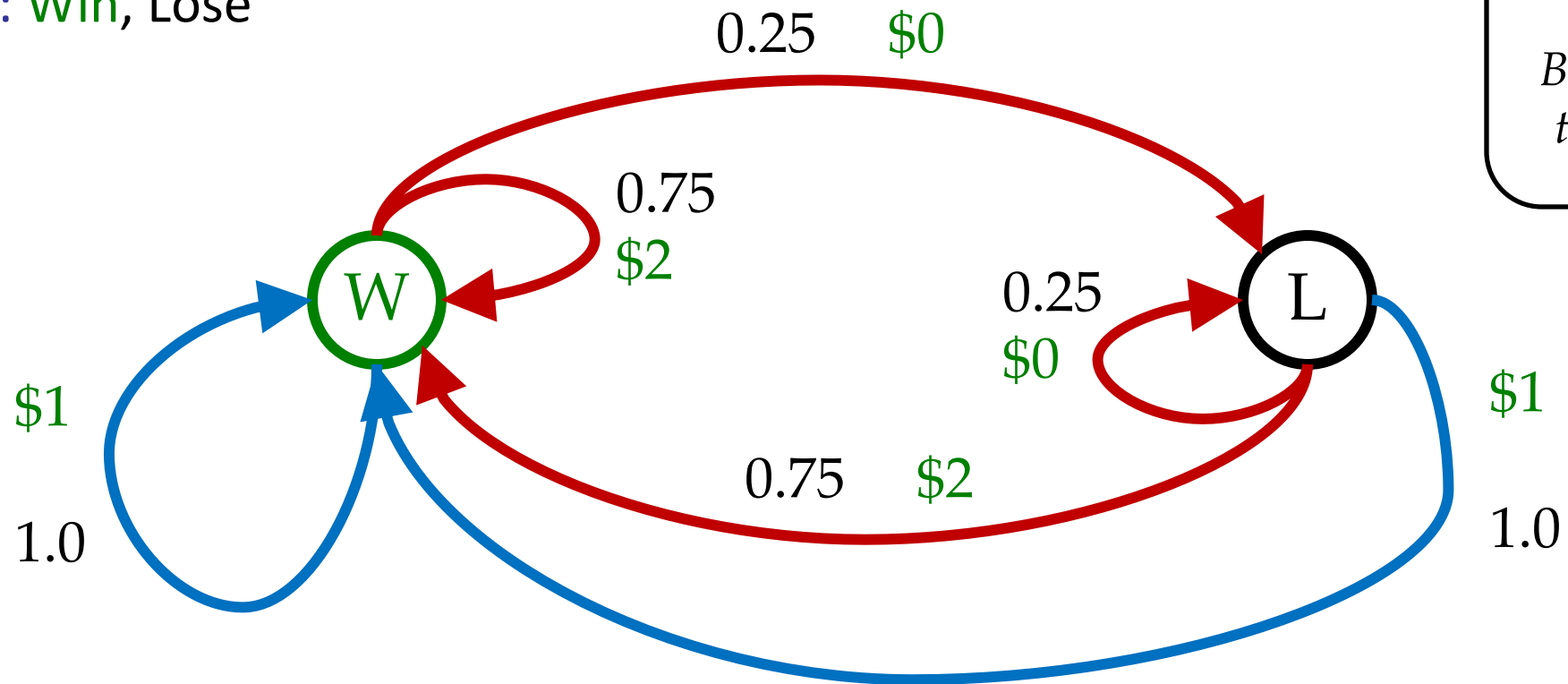


Double Bandits



Double-Bandit MDP

- Actions: *Blue, Red*
- States: *Win, Lose*



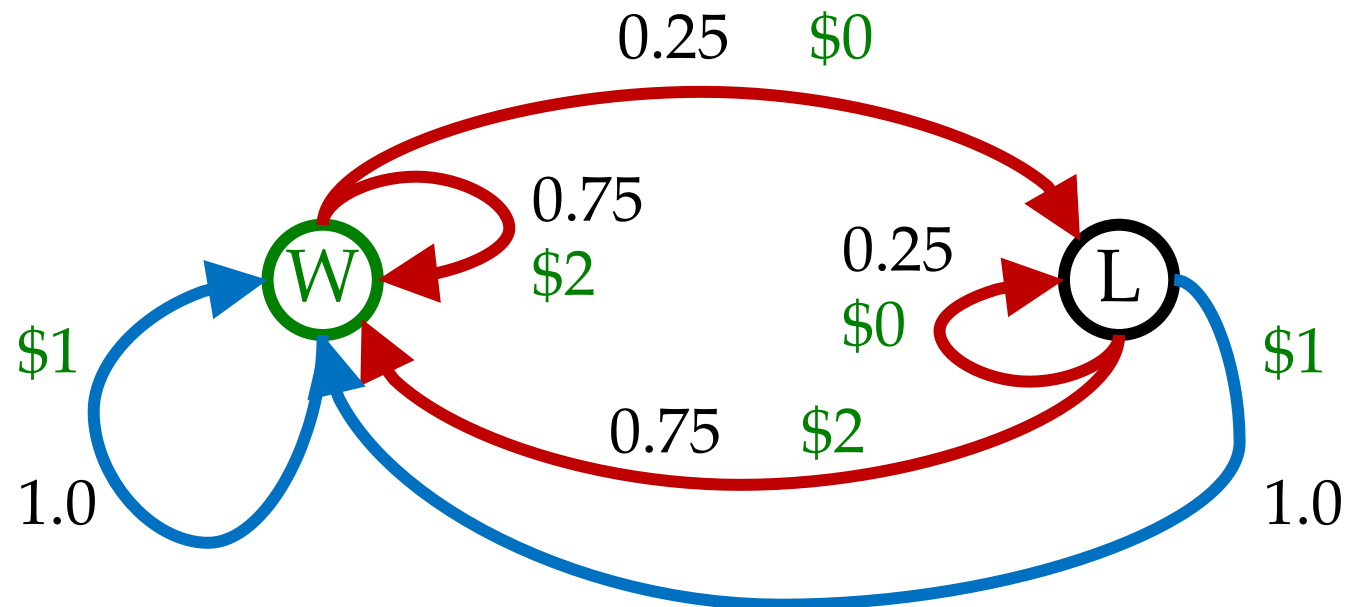
*No discount
10 time steps
Both states have
the same value*

Offline Planning


- Solving MDPs is offline planning
 - You determine all quantities through computation
 - You need to know the details of the MDP
 - You do not actually play the game!

No discount
10 time steps

	Value
Play Red	15
Play Blue	10



Let's Play!

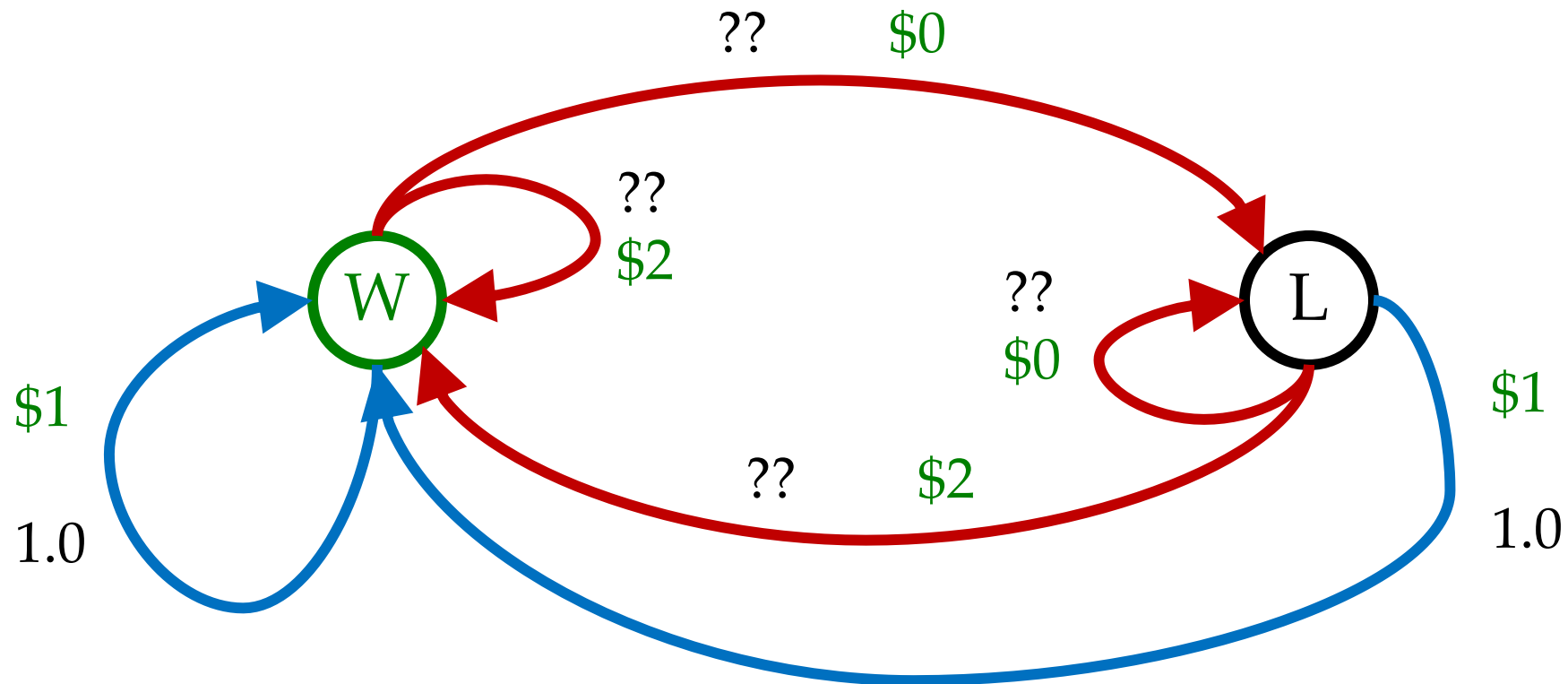


\$2 \$2 \$0 \$2 \$2


\$2 \$2 \$0 \$0 \$0

Online Planning

- Rules changed! Red's win chance is different.



Let's Play!



\$0 \$0 \$2 \$0
\$0 \$2 \$2 \$0 \$0
\$0

What Just Happened?

- That wasn't planning, it was learning!
 - Specifically, reinforcement learning
 - There was an MDP, but you couldn't solve it with just computation
 - You needed to actually act to figure it out
- Important ideas in reinforcement learning that came up
 - Exploration: you have to try unknown actions to get information
 - Exploitation: eventually, you have to use what you know
 - Regret: even if you learn intelligently, you make mistakes
 - Sampling: because of chance, you have to try things repeatedly
 - Difficulty: learning can be much harder than solving a known MDP

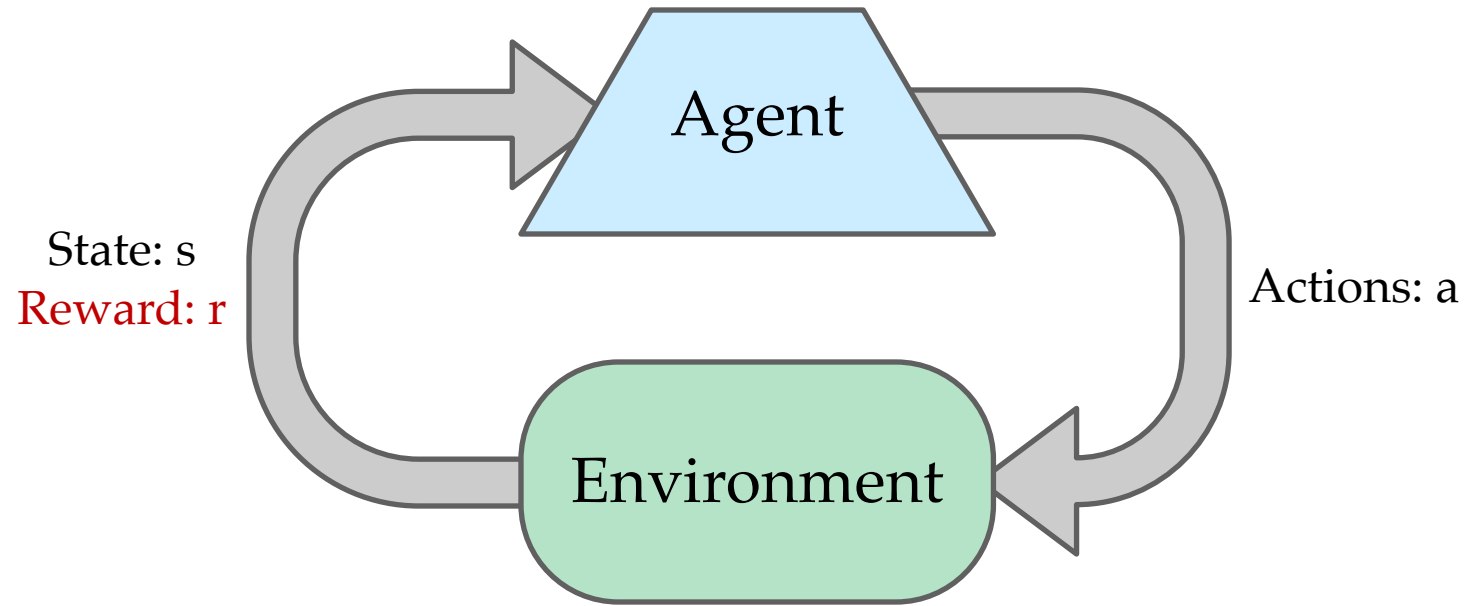


Reinforcement Learning

- Still assume a Markov decision process (MDP):
 - A set of states $s \in S$
 - A set of actions (per state) A
 - A model $T(s,a,s')$
 - A reward function $R(s,a,s')$
- Still looking for a policy $\pi(s)$
- New twist: don't know T or R
 - I.e. we don't know which states are good or what the actions do
 - Must actually try actions and states out to learn



Reinforcement Learning



- Basic idea:
 - Receive feedback in the form of **rewards**
 - Agent's utility is defined by the reward function
 - Must (learn to) act so as to **maximize expected rewards**
 - All learning is based on observed samples of outcomes!

Robotics Rubik Cube

- <https://www.youtube.com/watch?v=x4O8pojMF0w>



DeepMind Atari (@Two Minute Lectures)



Video of Demo Crawler Bot




Reinforcement Learning

- Still assume a Markov decision process (MDP):
 - A set of states $s \in S$
 - A set of actions (per state) A
 - A model $T(s,a,s')$
 - A reward function $R(s,a,s')$
- Still looking for a policy $\pi(s)$
- New twist: don't know T or R
 - I.e. we don't know which states are good or what the actions do
 - Must actually try actions and states out to learn



Offline (MDPs) vs. Online (RL)



Offline Solution



Online Learning

Analogy: Expected Age

Goal: Compute expected age of cse473 students

Known $P(A)$

$$E[A] = \sum_a P(a) \cdot a = 0.35 \times 20 + \dots$$

Without $P(A)$, instead collect samples $[a_1, a_2, \dots, a_N]$

Unknown $P(A)$: "Model Based"

$$\hat{P}(a) = \frac{\text{num}(a)}{N}$$
$$E[A] \approx \sum_a \hat{P}(a) \cdot a$$


Why does this work? Because eventually you learn the right model.

Unknown $P(A)$: "Model Free"

$$E[A] \approx \frac{1}{N} \sum_i a_i$$

Why does this work? Because samples appear with the right frequencies.

Model-Based Learning



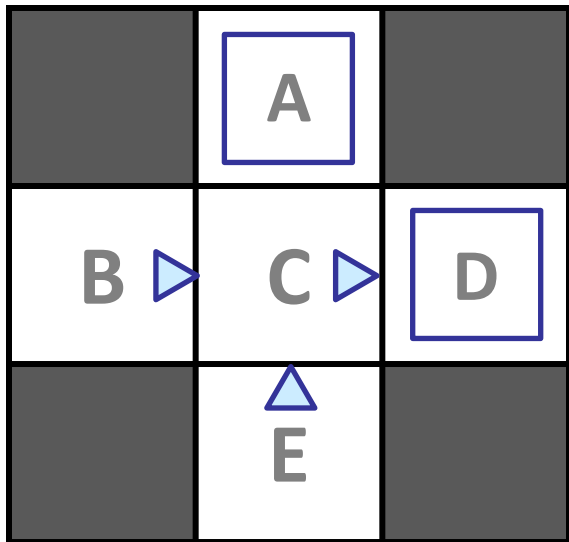
Model-Based Learning

- **Model-Based Idea:**
 - Learn an approximate model based on experiences
 - Solve for values as if the learned model were correct
- **Step 1: Learn empirical MDP model**
 - Count outcomes s' for each s, a
 - Normalize to give an estimate of $\hat{T}(s, a, s')$
 - Discover each $\hat{R}(s, a, s')$ when we experience (s, a, s')
- **Step 2: Solve the learned MDP**
 - For example, use value iteration, as before



Example: Model-Based Learning

Input Policy π



Assume: $\gamma = 1$

Observed Episodes (Training)

Episode 1

B, east, C, -1
C, east, D, -1
D, exit, x, +10

Episode 2

B, east, C, -1
C, east, D, -1
D, exit, x, +10

Episode 3

E, north, C, -1
C, east, D, -1
D, exit, x, +10

Episode 4

E, north, C, -1
C, east, A, -1
A, exit, x, -10

Learned Model


$$\hat{T}(s, a, s')$$

T(B, east, C) = 1.00
T(C, east, D) = 0.75
T(C, east, A) = 0.25
...

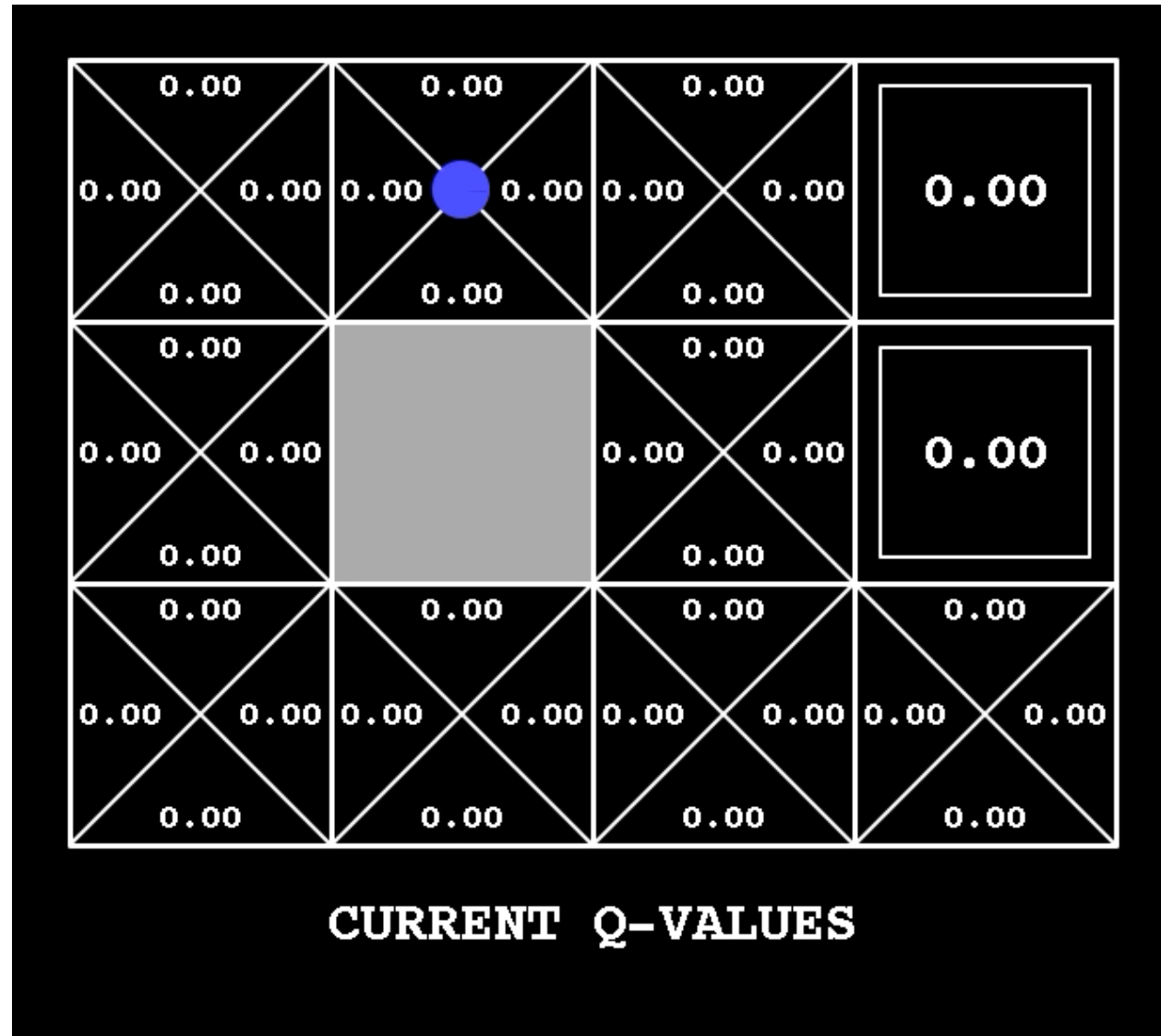
$$\hat{R}(s, a, s')$$

R(B, east, C) = -1
R(C, east, D) = -1
R(D, exit, x) = +10
...

Model-Free Learning




A Motivating Example Video



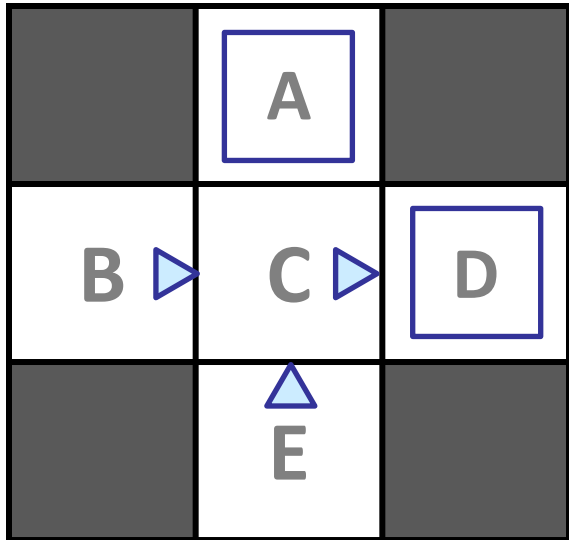
Direct Evaluation

- Goal: Compute values for each state under π
- Idea: Average together observed sample values
 - Act according to π
 - Every time you visit a state, write down what the sum of discounted rewards turned out to be
 - Average those samples
- This is called direct evaluation



Example: Direct Evaluation

Input Policy π



Assume: $\gamma = 1$

Observed Episodes (Training)

Episode 1

B, east, C, -1
 C, east, D, -1
 D, exit, x, +10

Episode 2

B, east, C, -1
 C, east, D, -1
 D, exit, x, +10

Episode 3

E, north, C, -1
 C, east, D, -1
 D, exit, x, +10

Episode 4

E, north, C, -1
 C, east, A, -1
 A, exit, x, -10

Output Values

	-10 A	
+8 B	+4 C	+10 D
	-2 E	

$$\begin{aligned}
 U^\pi(D) &= 3/3 * 10 = 10 \\
 U^\pi(A) &= 1/1 * -10 = -10 \\
 U^\pi(B) &= 2/2 * (-1 + -1 + 10) = 8 \\
 U^\pi(C) &= 3/4 * (-1 + 10) + \\
 &\quad 1/4 (-1 + -10) = 4 \\
 U^\pi(E) &= 1/2 * (-1 + -1 + 10) + \\
 &\quad 1/2 (-1 + -1 + -10) = -2
 \end{aligned}$$

Problems with Direct Evaluation

- What's good about direct evaluation?
 - It's easy to understand
 - It doesn't require any knowledge of T, R
 - It eventually computes the correct average values, using just sample transitions
- What bad about it?
 - It wastes information about state connections
 - Each state must be learned separately
 - So, it takes a long time to learn

Output Values

	-10 A	
+8 B	+4 C	+10 D
	-2 E	

If B and E both go to C under this policy, how can their values be different?


Passive Reinforcement Learning

- Simplified task: policy evaluation

- Input: a fixed policy $\pi(s)$
- You don't know the transitions $T(s,a,s')$
- You don't know the rewards $R(s,a,s')$
- **Goal: learn the state values**

- In this case:

- Learner is “along for the ride”
- No choice about what actions to take
- Just execute the policy and learn from experience
- This is NOT offline planning! You actually take actions in the world.



Why Not Use Policy Evaluation?

- Simplified Bellman updates calculate V for a fixed policy:

- Each round, replace V with a one-step-look-ahead layer over V

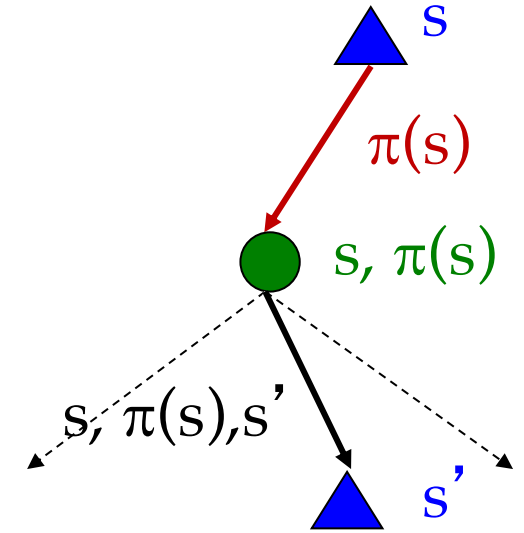
$$V_0^\pi(s) = 0$$

$$V_{k+1}^\pi(s) \leftarrow \sum_{s'} T(s, \pi(s), s') [R(s, \pi(s), s') + \gamma V_k^\pi(s')]$$

- This approach fully exploited the connections between the states
- Unfortunately, we need T and R to do it!

- Key question: how can we do this update to V without knowing T and R ?

- In other words, how to we take a weighted average without knowing the weights?



Sample-Based Policy Evaluation?

- We want to improve our estimate of V by computing these averages:

$$V_{k+1}^{\pi}(s) \leftarrow \sum_{s'} T(s, \pi(s), s') [R(s, \pi(s), s') + \gamma V_k^{\pi}(s')]$$

- Idea: Take samples of outcomes s' (by doing the action!) and average

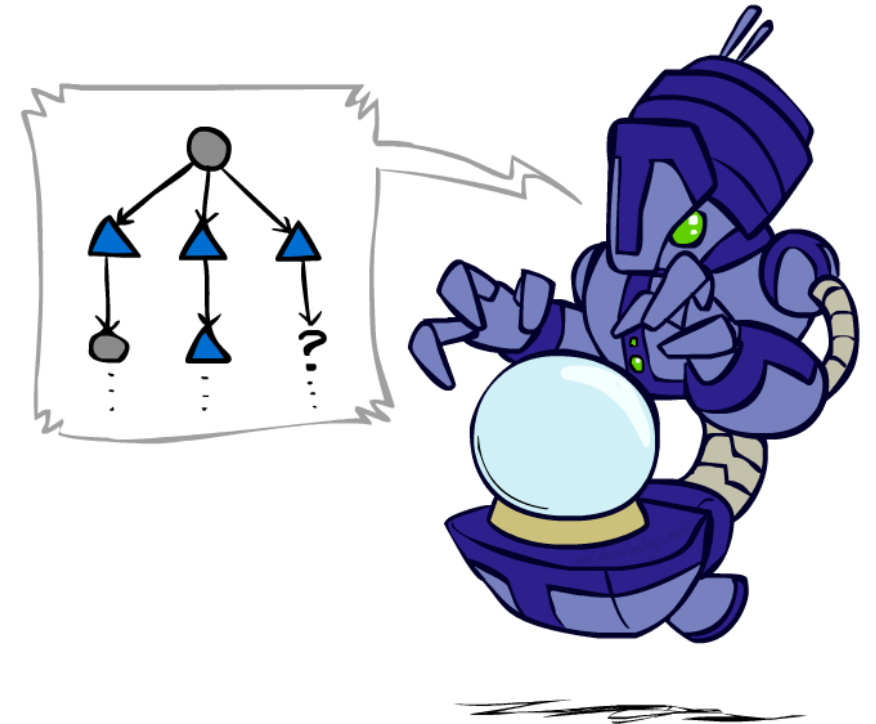
$$\text{sample}_1 = R(s, \pi(s), s'_1) + \gamma V_k^{\pi}(s'_1)$$

$$\text{sample}_2 = R(s, \pi(s), s'_2) + \gamma V_k^{\pi}(s'_2)$$

...

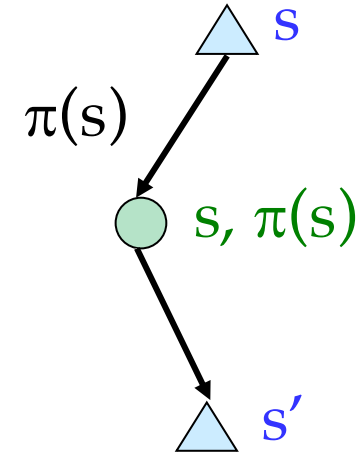
$$\text{sample}_n = R(s, \pi(s), s'_n) + \gamma V_k^{\pi}(s'_n)$$

$$V_{k+1}^{\pi}(s) \leftarrow \frac{1}{n} \sum_i \text{sample}_i$$



Temporal Difference Learning

- Big idea: learn from every experience!
 - Update $V(s)$ each time we experience a transition (s, a, s', r)
 - Likely outcomes s' will contribute updates more often
- Temporal difference learning of values
 - Policy still fixed, still doing evaluation!
 - Move values toward value of whatever successor occurs: running average



Sample of $V(s)$: $sample = R(s, \pi(s), s') + \gamma V^\pi(s')$

Update to $V(s)$: $V^\pi(s) \leftarrow (1 - \alpha)V^\pi(s) + (\alpha)sample$

Same update: $V^\pi(s) \leftarrow V^\pi(s) + \alpha(sample - V^\pi(s))$

Exponential Moving Average

- Exponential moving average

- The running interpolation update: $\bar{x}_n = (1 - \alpha) \cdot \bar{x}_{n-1} + \alpha \cdot x_n$

- Makes recent samples more important

- Forgets about the past (distant past values were wrong anyway)

- Decreasing learning rate (alpha) can give converging averages

Example: Temporal Difference Learning

States

	A	
B	C	D
	E	

Assume: $\gamma = 1$, $\alpha = 1/2$

Observed Transitions

B, east, C, -2

C, east, D, -2

	0	
0	0	8
	0	

	0	
-1	0	8
	0	

	0	
-1	3	8
	0	

$$U^\pi(B) \leftarrow (1/2)U^\pi(B) + 1/2 [-2 + U^\pi(C)]$$

$$\leftarrow -1$$

$$U^\pi(C) \leftarrow (1/2)U^\pi(C) + 1/2 [-2 + U^\pi(D)]$$

$$\leftarrow 3$$

$$U^\pi(s) \leftarrow (1 - \alpha)U^\pi(s) + \alpha [R(s, \pi(s), s') + \gamma U^\pi(s')]$$

Example: Temporal Difference Learning

Observed Transitions

D, exit, , +10

	0	
-1	3	8
	0	

$$U^\pi(D) \leftarrow (1/2)U^\pi(D) + 1/2 [+10]$$

$$\leftarrow 9$$

B, east, C, -2

	0	
-1	3	9
	0	

$$U^\pi(B) \leftarrow (1/2)U^\pi(B) + 1/2 [-2 + U^\pi(C)]$$

$$\leftarrow -1/2 + 1.5 = 0$$

C, east, D, -2

	0	
0	3	9
	0	

$$U^\pi(C) \leftarrow (1/2)U^\pi(C) + 1/2 [-2 + U^\pi(D)]$$

$$\leftarrow 1.5 + 3.5 = 5$$

	0	
0	5	9
	0	

$$U^\pi(s) \leftarrow (1 - \alpha)U^\pi(s) + \alpha [R(s, \pi(s), s') + \gamma U^\pi(s')]$$

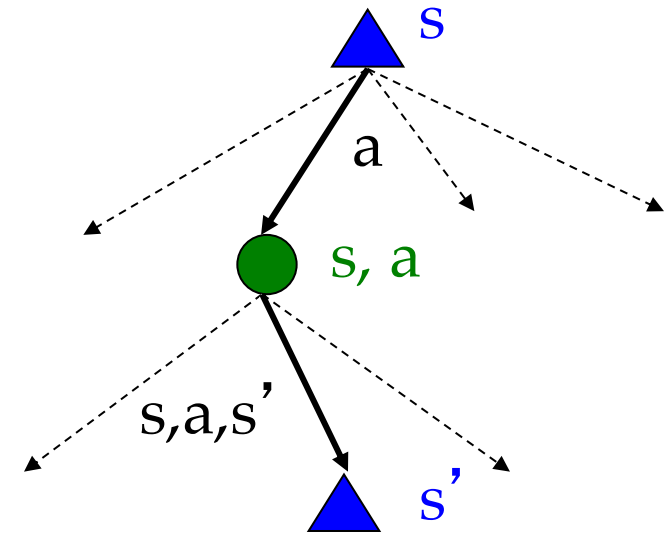
Problems with TD Value Learning

- TD value learning is a model-free way to do policy evaluation, mimicking Bellman updates with running sample averages
- However, if we want to turn values into a (new) policy, we're sunk:



$$\pi(s) = \arg \max_a Q(s, a)$$

$$Q(s, a) = \sum_{s'} T(s, a, s') [R(s, a, s') + \gamma V(s')]$$

- Idea: learn Q-values, not values
- Makes action selection model-free too!




Active Reinforcement Learning



Active Reinforcement Learning

- Full reinforcement learning: optimal policies (like value iteration)
 - You don't know the transitions $T(s,a,s')$
 - You don't know the rewards $R(s,a,s')$
 - You choose the actions now
 - Goal: learn the optimal policy / values
- In this case:
 - Learner makes choices!
 - Fundamental tradeoff: exploration vs. exploitation
 - This is NOT offline planning! You actually take actions in the world and find out what happens...



Detour: Q-Value Iteration

- Value iteration: find successive (depth-limited) values

- Start with $V_0(s) = 0$, which we know is right
- Given V_k , calculate the depth $k+1$ values for all states:

$$V_{k+1}(s) \leftarrow \max_a \sum_{s'} T(s, a, s') [R(s, a, s') + \gamma V_k(s')]$$

- But Q-values are more useful, so compute them instead

- Start with $Q_0(s,a) = 0$, which we know is right
- Given Q_k , calculate the depth $k+1$ q-values for all q-states:

$$Q_{k+1}(s, a) \leftarrow \sum_{s'} T(s, a, s') [R(s, a, s') + \gamma \max_{a'} Q_k(s', a')]$$

Q-Learning

- Q-Learning: sample-based Q-value iteration

$$Q_{k+1}(s, a) \leftarrow \sum_{s'} T(s, a, s') \left[R(s, a, s') + \gamma \max_{a'} Q_k(s', a') \right]$$

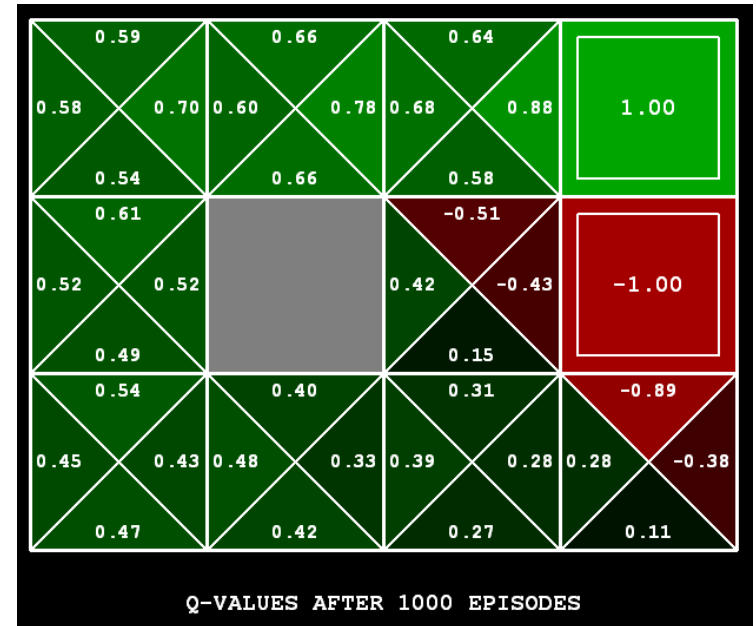
- Learn $Q(s,a)$ values as you go

- Receive a sample (s,a,s',r)
- Consider your old estimate: $Q(s, a)$
- Consider your new sample estimate:

$$sample = R(s, a, s') + \gamma \max_{a'} Q(s', a') \text{ no longer policy evaluation!}$$

- Incorporate the new estimate into a running average:

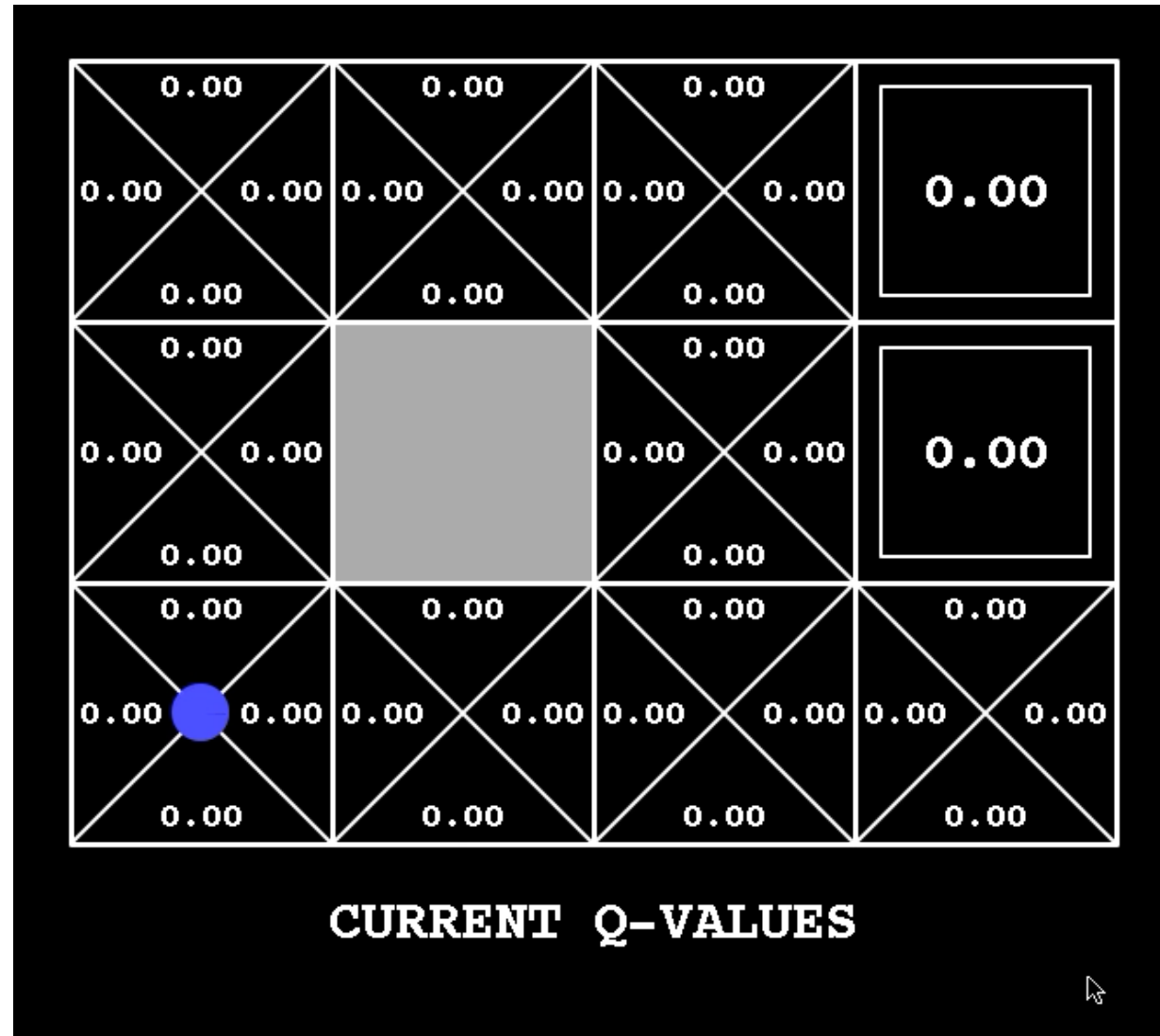
$$Q(s, a) \leftarrow (1 - \alpha)Q(s, a) + (\alpha) [sample]$$



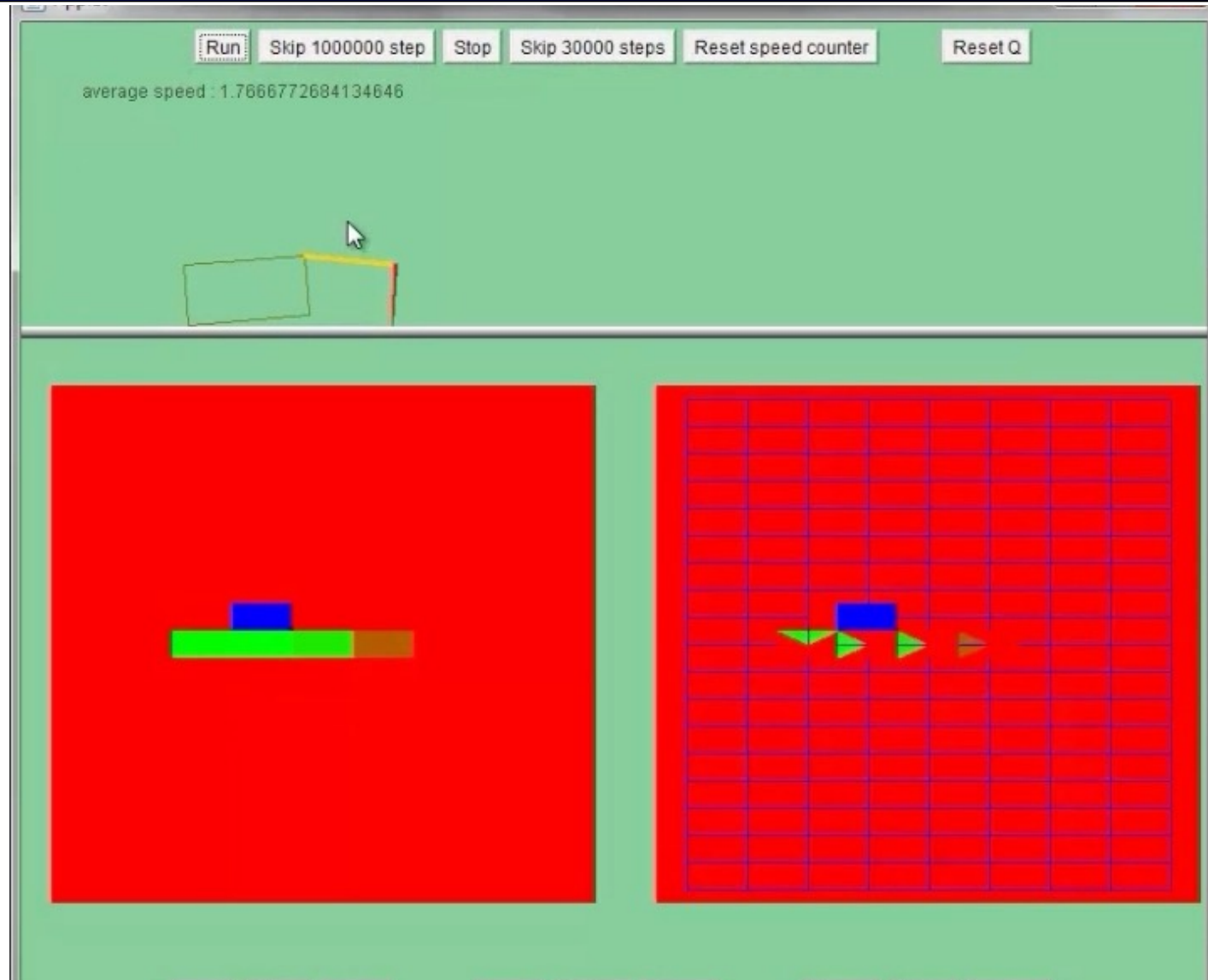
[Demo: Q-learning – gridworld (L10D2)]

[Demo: Q-learning – crawler (L10D3)]

Q-Learning Demo




Video of Demo Q-Learning -- Crawler



Q-Learning:

act according to current optimal (and also explore...)

- Full reinforcement learning: optimal policies (like value iteration)
 - You don't know the transitions $T(s,a,s')$
 - You don't know the rewards $R(s,a,s')$
 - You choose the actions now
 - Goal: learn the optimal policy / values
- In this case:
 - Learner makes choices!
 - Fundamental tradeoff: exploration vs. exploitation
 - This is NOT offline planning! You actually take actions in the world and find out what happens...




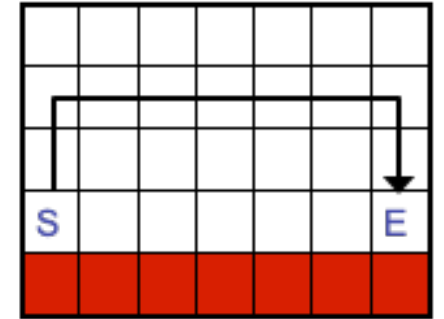
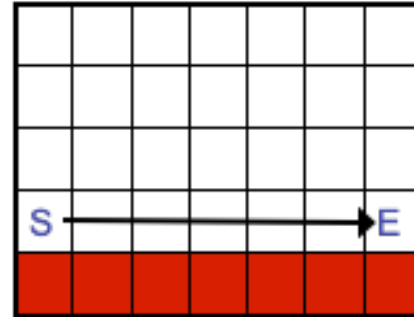
Q-Learning Properties

- Amazing result: Q-learning converges to optimal policy -- even if you're acting suboptimally!


- This is called **off-policy learning**

- Caveats:

- You have to explore enough
- You have to eventually make the learning rate small enough
- ... but not decrease it too quickly
- Basically, in the limit, it doesn't matter how you select actions (!)



Exploration vs. Exploitation



How to Explore?

- Several schemes for forcing exploration
 - Simplest: random actions (ϵ -greedy)
 - Every time step, flip a coin
 - With (small) probability ϵ , act randomly
 - With (large) probability $1-\epsilon$, act on current policy
 - Problems with random actions?
 - You do eventually explore the space, but keep thrashing around once learning is done
 - One solution: lower ϵ over time
 - Another solution: exploration functions



Exploration Functions

- When to explore?

- Random actions: explore a fixed amount
- Better idea: explore areas whose badness is not (yet) established, eventually stop exploring

- Exploration function

- Takes a value estimate u and a visit count n , and returns an optimistic utility, e.g.

$$f(u, n) = u + k/n$$

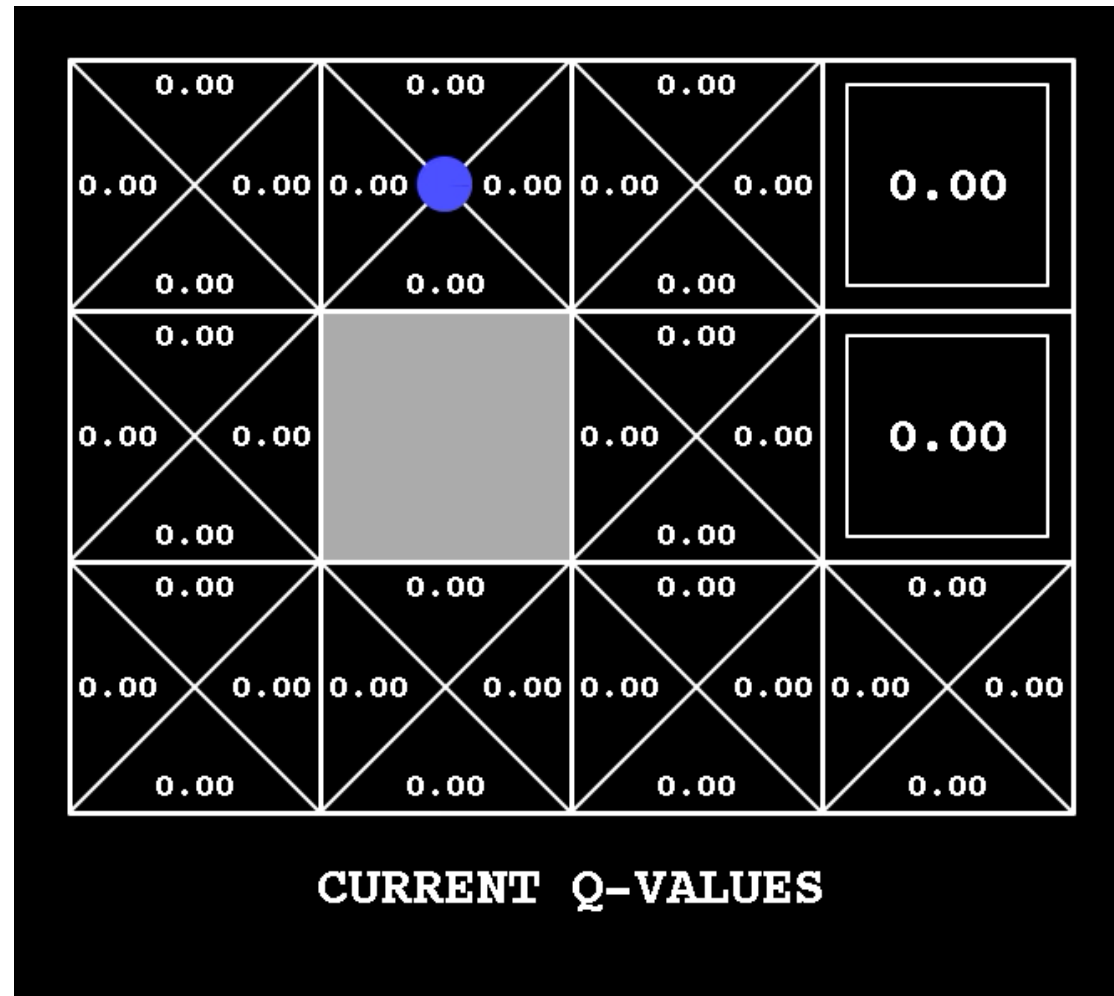
Regular Q-Update: $Q(s, a) \leftarrow_{\alpha} R(s, a, s') + \gamma \max_{a'} Q(s', a')$

Modified Q-Update: $Q(s, a) \leftarrow_{\alpha} R(s, a, s') + \gamma \max_{a'} f(Q(s', a'), N(s', a'))$

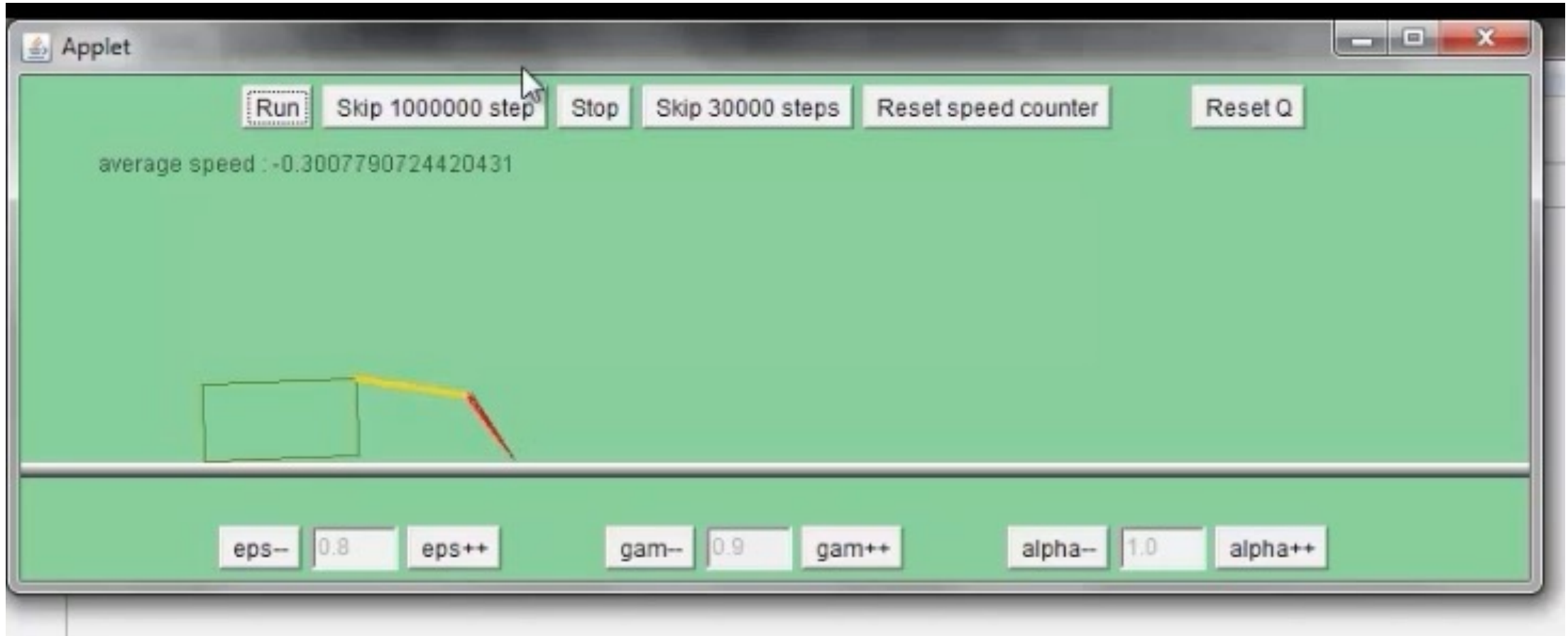
- Note: this propagates the “bonus” back to states that lead to unknown states as well!



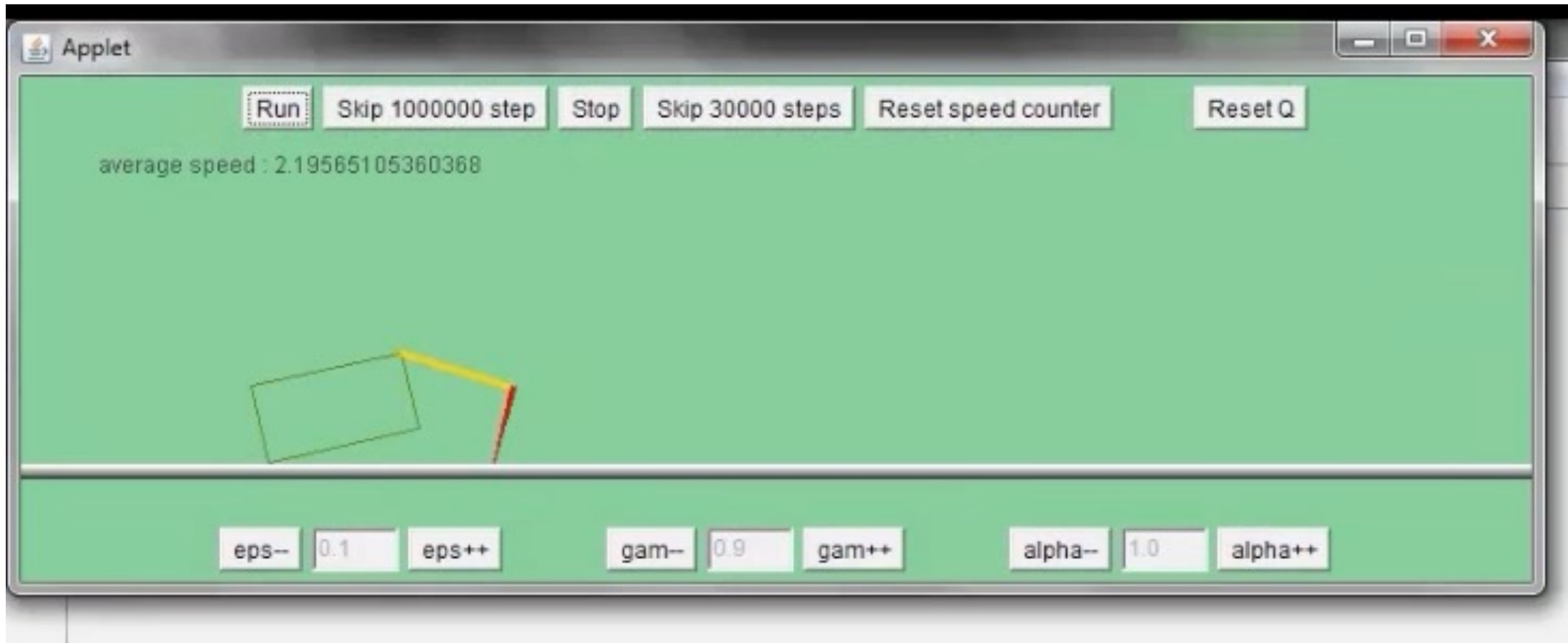
Q-Learn Epsilon Greedy



Video of Demo Q-learning – Epsilon-Greedy – Crawler




Video of Demo Q-learning – Exploration Function – Crawler

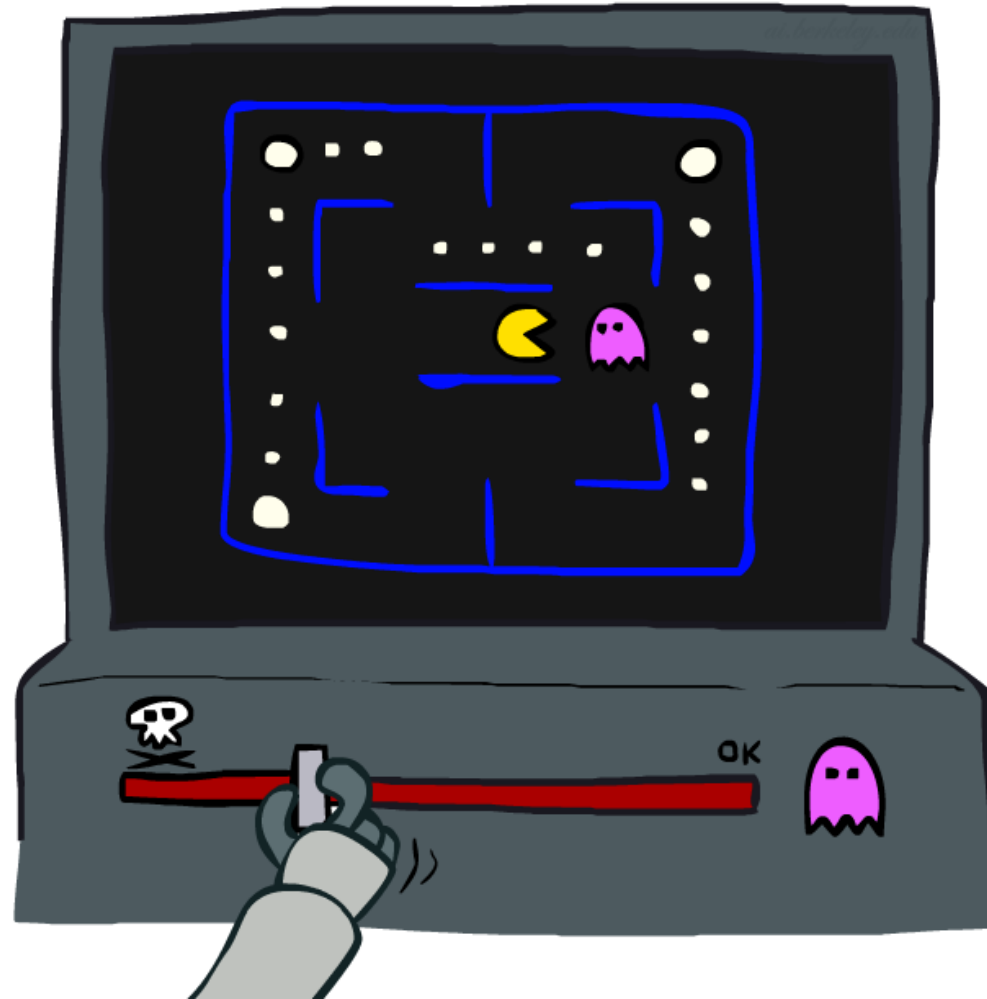


Regret

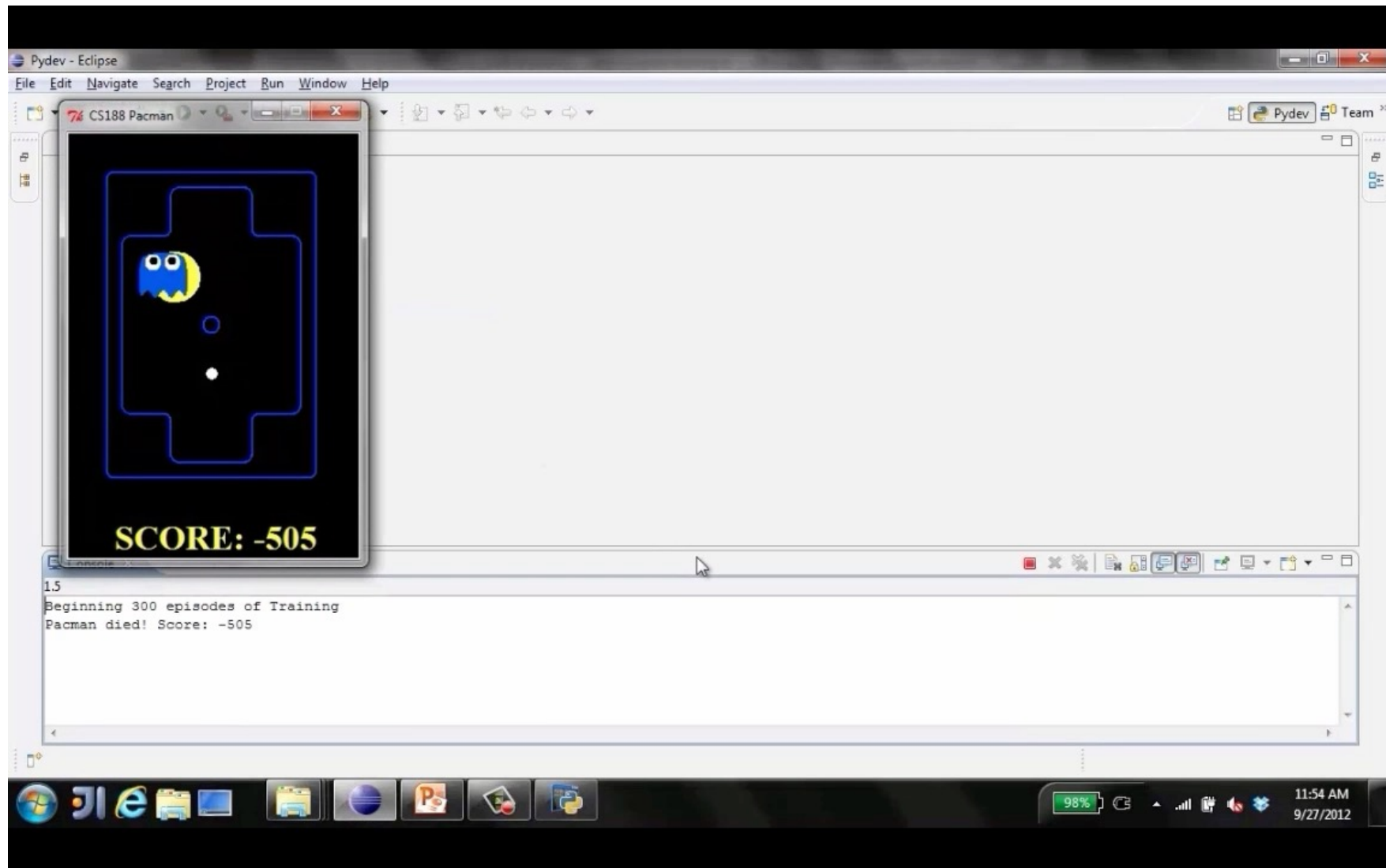
- Even if you learn the optimal policy, you still make mistakes along the way
- Regret is a measure of your total mistake cost: the difference between your (expected) rewards and optimal (expected) rewards
- Minimizing regret goes beyond learning to be optimal – it requires optimally learning to be optimal
- Example: random exploration and exploration functions both end up optimal, but random exploration has higher regret



Approximate Q-Learning


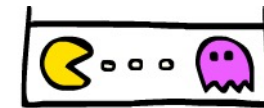



Video of Demo Q-Learning Pacman – Tricky – Watch All



Generalizing Across States

- Basic Q-Learning keeps a table of all q-values
- In realistic situations, we cannot possibly learn about every single state!
 - Too many states to visit them all in training
 - Too many states to hold the q-tables in memory
- Instead, we want to generalize:
 - Learn about some small number of training states from experience
 - Generalize that experience to new, similar situations
 - This is a fundamental idea in machine learning, and we'll see it over and over again




Example: Pacman


Let's say we discover through experience that this state is bad:



In naïve q-learning, we know nothing about this state:




Or even this one!



Feature-Based Representations

- Solution: describe a state using a vector of features (properties)
 - Features are functions from states to real numbers (often 0/1) that capture important properties of the state
 - Example features:
 - Distance to closest ghost
 - Distance to closest dot
 - Number of ghosts
 - $1 / (\text{dist to dot})^2$
 - Is Pacman in a tunnel? (0/1)
 - etc.
 - Is it the exact state on this slide?
 - Can also describe a q-state (s, a) with features (e.g. action moves closer to food)



Linear Value Functions

- Using a feature representation, we can write a q function (or value function) for any state using a few weights:

$$V(s) = w_1 f_1(s) + w_2 f_2(s) + \dots + w_n f_n(s)$$

$$Q(s, a) = w_1 f_1(s, a) + w_2 f_2(s, a) + \dots + w_n f_n(s, a)$$

- Advantage: our experience is summed up in a few powerful numbers
- Disadvantage: states may share features but actually be very different in value!

Approximate Q-Learning

$$Q(s, a) = w_1 f_1(s, a) + w_2 f_2(s, a) + \dots + w_n f_n(s, a)$$

- Q-learning with linear Q-functions:

$$\text{transition} = (s, a, r, s')$$

$$\text{difference} = \left[r + \gamma \max_{a'} Q(s', a') \right] - Q(s, a)$$

$$Q(s, a) \leftarrow Q(s, a) + \alpha [\text{difference}]$$

$$w_i \leftarrow w_i + \alpha [\text{difference}] f_i(s, a)$$

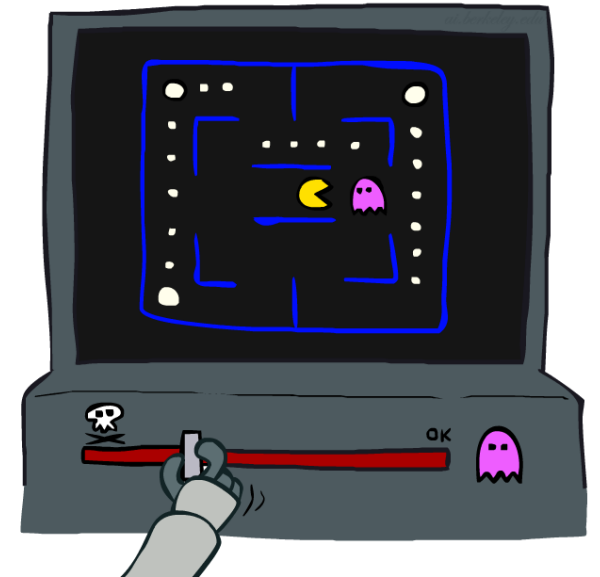
- Intuitive interpretation:

- Adjust weights of active features
- E.g., if something unexpectedly bad happens, blame the features that were on: disprefer all states with that state's features

- Formal justification: online least squares

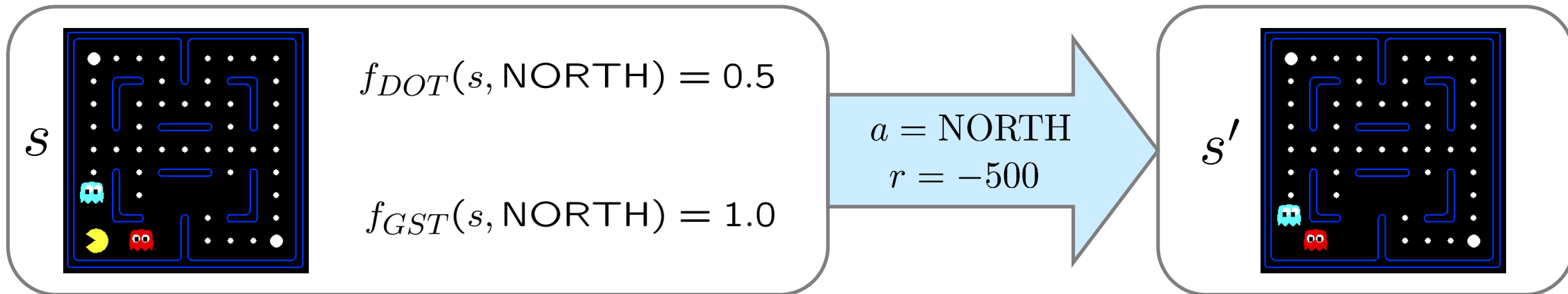
Exact Q's

Approximate Q's



Example: Q-Pacman

$$Q(s, a) = 4.0 f_{DOT}(s, a) - 1.0 f_{GST}(s, a)$$



$$Q(s, \text{NORTH}) = +1$$

$$r + \gamma \max_{a'} Q(s', a') = -500 + 0$$

$$Q(s', \cdot) = 0$$

difference = -501

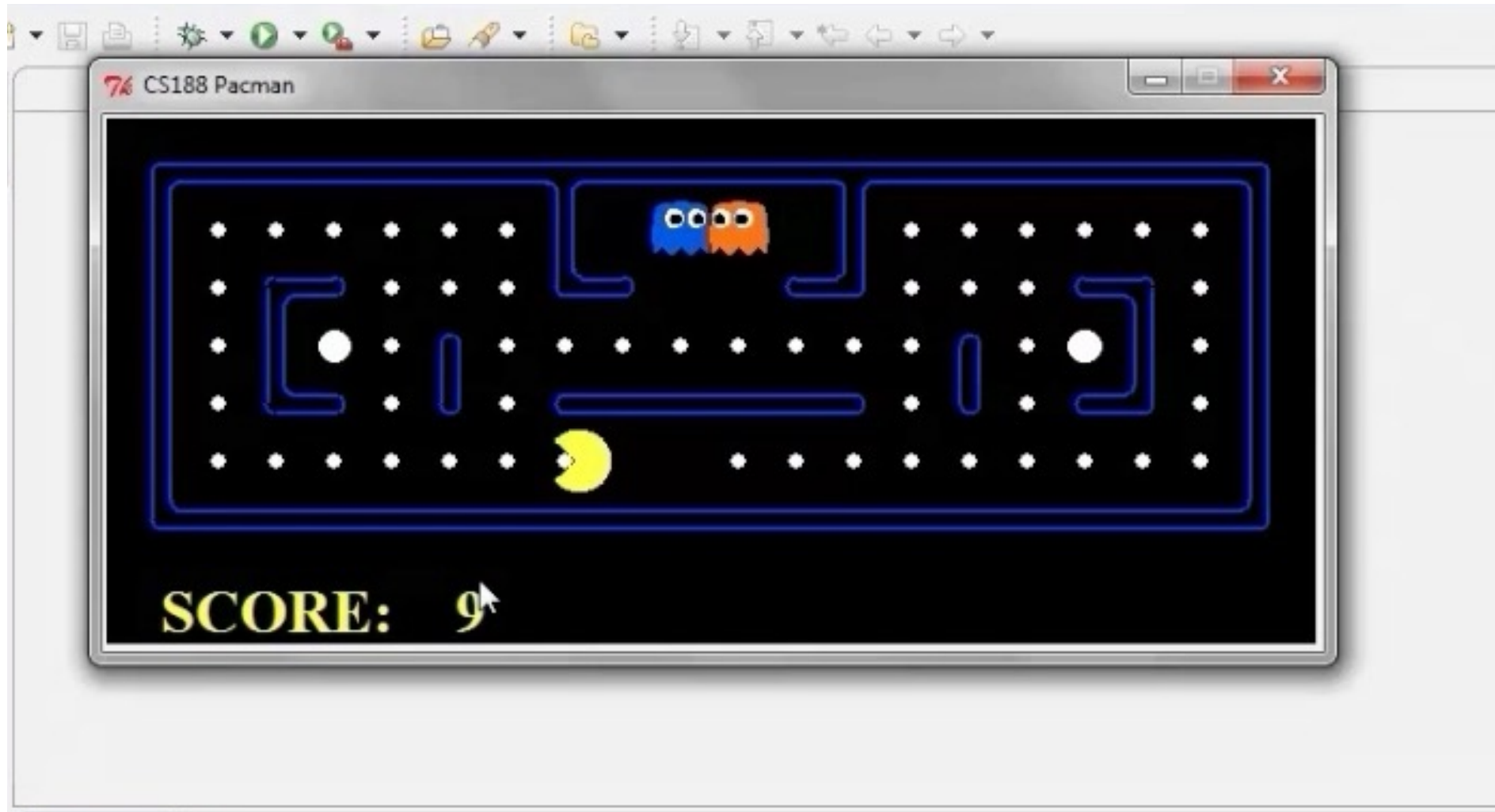


$$w_{DOT} \leftarrow 4.0 + \alpha [-501] 0.5$$

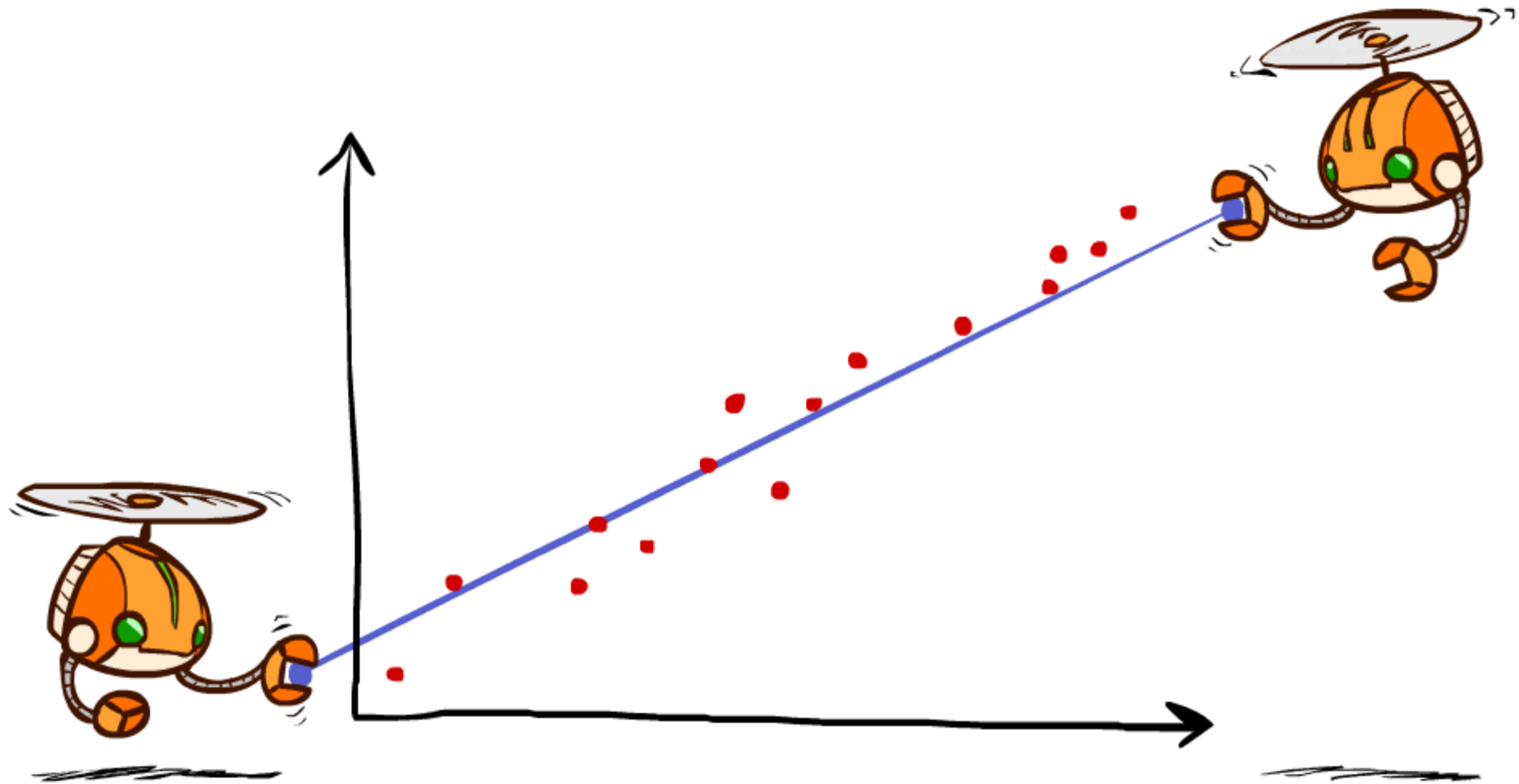
$$w_{GST} \leftarrow -1.0 + \alpha [-501] 1.0$$

$$Q(s, a) = 3.0 f_{DOT}(s, a) - 3.0 f_{GST}(s, a)$$

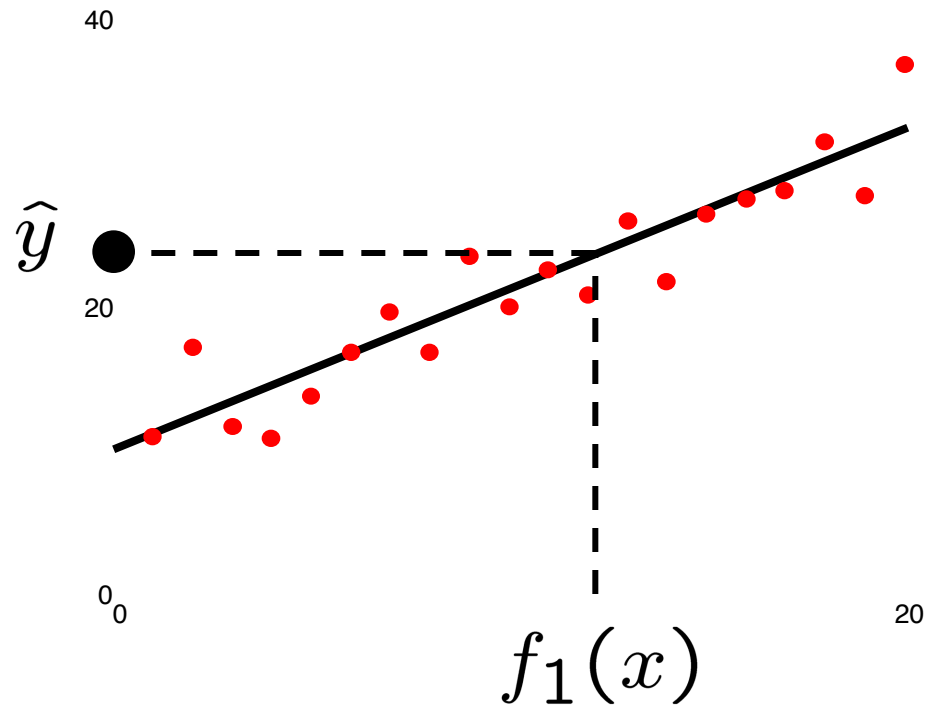
Video of Demo Approximate Q-Learning -- Pacman



Bonus: Q-Learning and Least Squares*

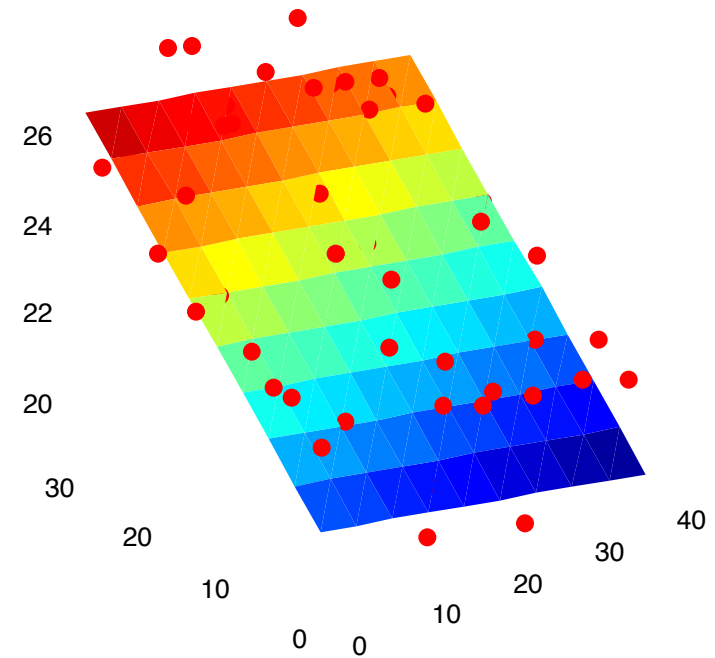


Linear Approximation: Regression*



Prediction:

$$\hat{y} = w_0 + w_1 f_1(x)$$

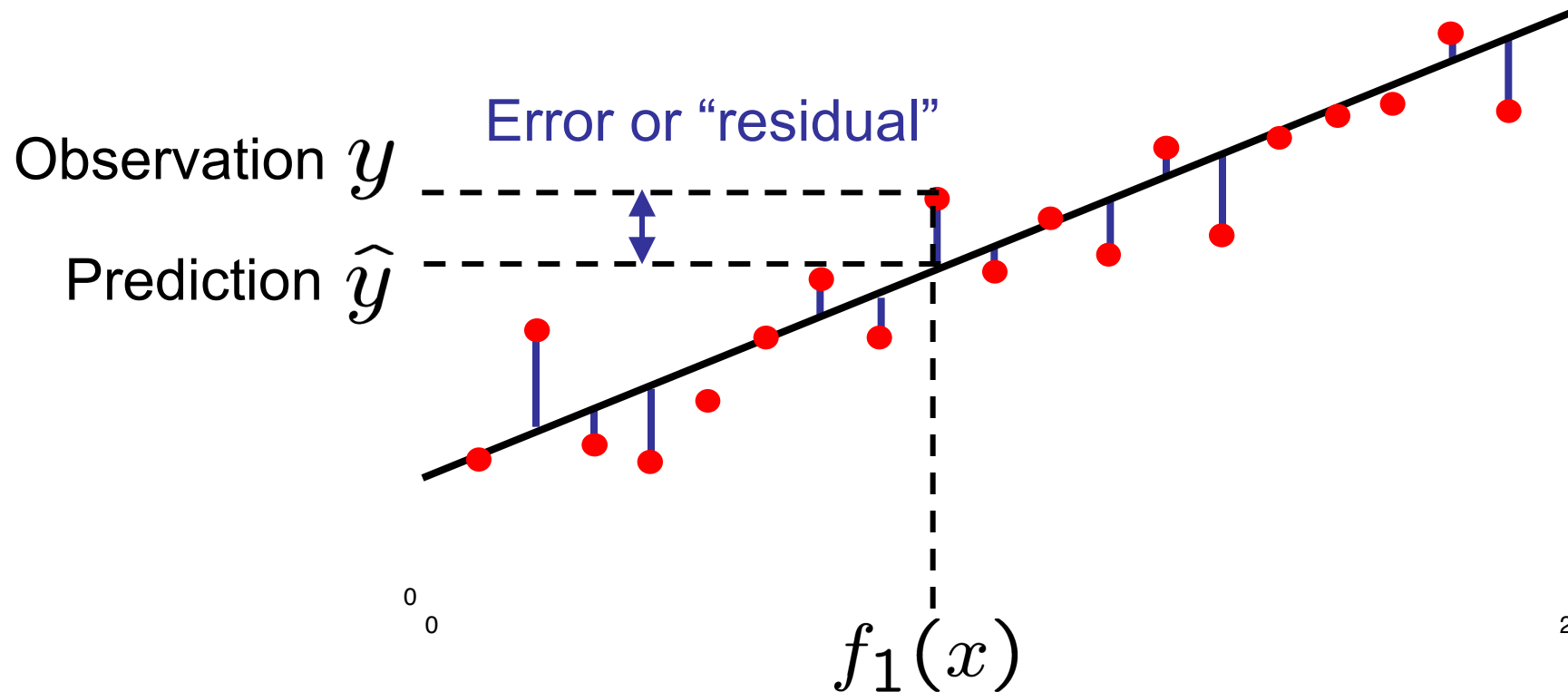


Prediction:

$$\hat{y}_i = w_0 + w_1 f_1(x) + w_2 f_2(x)$$

Optimization: Least Squares*

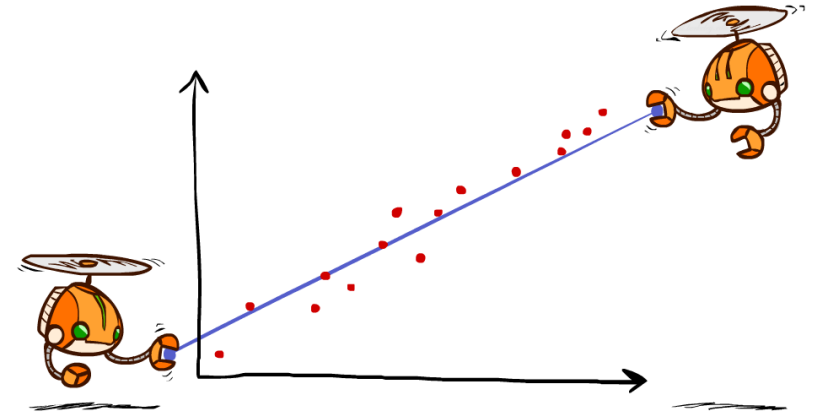
$$\text{total error} = \sum_i (y_i - \hat{y}_i)^2 = \sum_i \left(y_i - \sum_k w_k f_k(x_i) \right)^2$$



Minimizing Error*

Imagine we had only one point x , with features $f(x)$, target value y , and weights w :

$$\text{error}(w) = \frac{1}{2} \left(y - \sum_k w_k f_k(x) \right)^2$$
$$\frac{\partial \text{error}(w)}{\partial w_m} = - \left(y - \sum_k w_k f_k(x) \right) f_m(x)$$
$$w_m \leftarrow w_m + \alpha \left(y - \sum_k w_k f_k(x) \right) f_m(x)$$




Approximate q update explained:

$$w_m \leftarrow w_m + \alpha \left[r + \gamma \max_{a'} Q(s', a') - Q(s, a) \right] f_m(s, a)$$

“target”

“prediction”

Overfitting: Why Limiting Capacity Can Help



Summary: MDPs and RL

Known MDP: Offline Solution

Goal

Compute V^*, Q^*, π^*

Evaluate a fixed policy π

Technique

Value / policy iteration

Policy evaluation

Unknown MDP: Model-Based

Goal

**use features
to generalize*

Technique

Compute V^*, Q^*, π^*

VI/PI on approx. MDP

Evaluate a fixed policy π

PE on approx. MDP

Unknown MDP: Model-Free

Goal

**use features
to generalize*

Technique

Compute V^*, Q^*, π^*

Q-learning

Evaluate a fixed policy π

Value Learning

Conclusion

- We've seen how AI methods can solve problems in:
 - Search
 - Games
 - Markov Decision Problems
 - Reinforcement Learning
- Next up: Uncertainty and Learning!

