


The Tablet PC overview

Richard Anderson
 CSE 481 B
 Winter 2006



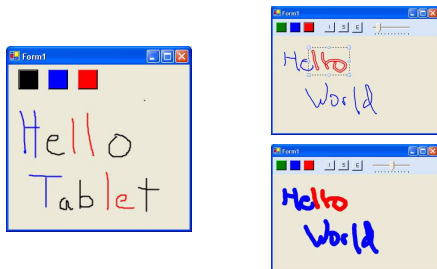
Topics

- Tablet PC introduction
 - What and why
- Usability issues
 - Hardware requirements
 - Display

Homework Assignments

- Due 1/10, 1/17, 1/24, 1/31
- HW1, HW2, and HW3 are available

Hello World!



Project Teams

- Meet with team members to start thinking about project
- Project ideas, team structure
- Start to figure out software environment
- Valentin and Richard will schedule meetings with teams
- Vision presentation, January 19

Next week

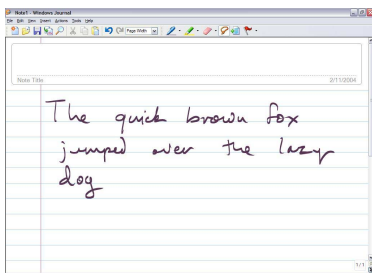
- Tuesday, January 10
 - Randy Miller, Microsoft
 - MSF Architect
- Thursday, January 12
 - Eric Lee, Microsoft
 - VSTS

Handwriting test

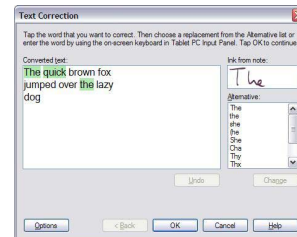
- Write the following phrase in journal:

The quick brown fox jumped over the lazy dog
- Convert to text
 - Edit -> Select All
 - Actions -> Convert Handwriting to Text...
- For each word, record status
 - correct, correct?, incorrect?, incorrect

Text Entry



Reco



What is a Tablet PC?

- Pen-driven computer with various form-factors
 - Pure slate
 - Convertible
- It's a full PC
 - Fast processor, lots of memory, hard-drive, high-resolution graphics
 - Runs Windows applications
 - "Laptop with a pen"

Why Tablet PC?

- Desktop and laptop computing doesn't fit well with certain common situations
 - Meetings: laptops can be annoying and/or remove user from discussion
 - Relaxing (e.g. leaning back in chair, lying on couch): laptops must be on a flat surface
 - On-the-go (walking, standing waiting): laptops must remain statically positioned for use

Why Tablet PC?

- Desktop and laptop computing can feel unnatural
 - Entering information can be awkward (e.g. ASCII text into a word-processor)
 - Using the mouse – hard to master, and disconnected from the task at hand
 - Must be sitting upright when operating a computer

Why Tablet PC?

- Using a pen is natural
 - Task adapted to human physiology rather than the other way around
 - Evolved over thousands of years
 - Easy
 - Most people can do it
 - Direct interaction/input
 - “Always on”

Why Tablet PC?

- Ink is a great data type
 - Expressive
 - Text, graphics, diagrams, etc.
 - Personal
 - ASCII text is “cold” :-)
 - Free-form input
 - Write anywhere

Why Tablet PC?

- Hardware finally makes it doable
 - Small enough: 8.5” x 11”, under 3 lbs, less than 1” thick, good battery life
 - Cheap enough: shouldn’t cost more than a nice laptop
 - Fast enough: real-time ink, handwriting recognition
- Software is good enough
 - Handwriting recognition doesn’t suck
 - “Ink as ink”

History of Pen Computing

- Sketchpad (1963)
- GRiD GRiDPad (1989)
- GO Pen Point (1991)
- Microsoft Windows for Pen Computing (1992)
- Apple Newton (1993)



Why past efforts failed

- Hardware was cumbersome
 - Units were slow and heavy
 - Screens were black and white, low resolution
- Handwriting reco was bad, but the usage paradigm needed it to be great
 - Often, ink was instantly converted to text, making bad reco obvious
- Usage paradigm was unnatural
 - Conversion to text often required
 - Little use of free-form input
 - Ink “gestures”

Why past efforts failed

- No standard software development platform
 - Low market penetration, tough business justification for 3rd parties
 - Therefore no "killer apps"
- Portable computers were niche
 - Networking wasn't common for PCs
 - Tradeoffs were significant in comparison to today (e.g. screens, upgradability, speed)

Windows XP Tablet PC Edition

- Version 1.0 released November '02
- Superset of Windows XP Professional
 - Runs all apps XP Pro can
- Culmination of many years of work
 - Ink recognition software
 - End-user studies
 - Learning from the past
- Evolution rather than revolution

Windows XP Tablet PC Edition

- The goal: the simplicity of paper combined with the power of the PC
 - "Ink as ink" / "Ink as a first-class type"
 - Data lives life as ink
 - Editable, searchable, persistent
 - Natural feel
 - Ink flows out of the pen quickly and smoothly
 - Free-form input
 - Pages of paper instead of infinite canvas

Windows XP Tablet PC Edition

- The goal: the simplicity of paper combined with the power of the PC (cont'd)
 - Using existing ("legacy") apps with the pen
 - Mouse input
 - ASCII text input

About the digitizer

- Want accurate ink: looks more "real", and has better recognition results
 - Therefore need high sampling rate with high resolution
- Must be low power consumption
 - Narrows range of technologies that can be employed
 - Electromagnetic is popular choice, but not without tradeoffs

About the digitizer

- Pen hovering capability
 - Important to connect the user interface with the pen even when it's not touching the screen
- Capture other data from pen besides x,y position
 - Pressure, tilt, rotation, roll, etc.
 - Great ink and data manipulation

About the digitizer

- Tradeoffs: sensitive to interference
 - Hard drive, CPU, battery, and other components can alter where the digitizer thinks the pen actually is
 - Calibration system (i.e. software correction) helps tremendously, but still not perfect

Display hardware

- User can't write directly on the LCD surface
 - Psychedelic color blooming occurs because of squishing liquid crystals; very distracting
 - Bad for the display
- Solution: glass overlay
 - Doesn't allow any "give" across the display
 - Protects the LCD

Display hardware

- Tradeoffs:
 - No "give" means it feels unnatural
 - Glass is slippery to a hard plastic pen
 - Pen skids a little, making writing and targeting a bit more difficult
 - Parallax
 - Thickness of glass causes visual disconnect from ink/cursor/etc. when pen tip touches the display
- These will get better

Pen/stylus design

- Very personal piece of hardware!
 - People play with it, chew on it, etc.
- Should be as close to a ballpoint in size and weight as possible
 - Pocket clip is a good thing too, even if people don't use it for their pocket
- Needs rugged design
 - Most people on the tablet team have broken a pen because the design was fragile

Pen/stylus design

- Pen tip
 - Some pens have their tip act as a momentary switch so the digitizer knows when the pen is touching vs. hovering – feels strange
- Pen button
 - Very useful trigger for non-ink functionality
 - Right-button click, erasing, selection, etc.
 - Some designs are very prone to accidental clicks by users
 - Causes undesirable behavior – very frustrating!

Portrait-mode display

- Support portrait mode; just like paper
 - Great for web surfing, reading eBooks and most other document types
 - Hot-switch to landscape and back is great for convertibles
- Tradeoff: Legacy apps suffer
 - All written assuming horizontal > vertical resolution
 - Toolbars, menus, etc. can be cut off

Digital ink realism

- Ink should look smooth
 - No "jaggies" -> antialiased
 - No straight lines -> curve-fitted
- Use pen pressure information
 - Vary stroke width (more pressure means wide stroke)
- Support pen tips
 - Round/ballpoint vs. rectangular/ highlighter

Digital ink performance

- Writing requires uninterrupted inking
 - Users have difficulty with delays in ink appearance
 - Users are frustrated with delays in inking
- Guideline
 - Ensure fast efficacy
 - Is it as fast as writing on paper?

Handwriting results

| | The | quick | brown | fox | jumped |
|------------|-----|-------|-------|-----|--------|
| Correct | | | | | |
| Correct? | | | | | |
| Incorrect? | | | | | |
| Incorrect | | | | | |

Handwriting results

| | over | the | lazy | dog |
|------------|------|-----|------|-----|
| Correct | | | | |
| Correct? | | | | |
| Incorrect? | | | | |
| Incorrect | | | | |