



Test Your Tech

A spread sheet:

- A. Only happens on laundry day.
- B. Is covered with food during holiday meals.
- C. Helps answer "what-if" questions.

1



Test Your Tech

A spread sheet:

- A. Only happens on laundry day.
- B. Is covered with food during holiday meals.
- C. Helps answer "what-if" questions.

2



Review

- Quiz on chapters 9 and 13
 - * Review the questions at the end of each chapter



Spreadsheets

Spreadsheets are a powerful abstraction for organizing data and computation



An Array of Cells

A spreadsheet is a 2-dimensional array of cells...it's 3D with multiple cells

- The idea is that the rows or columns represent a common type of data
 - They will be operated on similarly, so that's easy to do
 - Adding more data of the same type means adding more rows or columns
 - Often spreadsheets contain numbers, but text-only spreadsheets are useful, too




Looking for Similar Ideas


Spreadsheets are not so unusual

- The position (row/column) names the data, as with memory locations, variables, forms, etc.
- Operating on all elements of a column (or row) is an iteration, though not usually a WFI
- Setting a cell to a formula is an (unevaluated) *assignment statement* with cells as variables
- The formula is an expression
- Functions are built-in expressions

Think of spreadsheets as a handier interface for computing than JavaScript




Familiar Terminology



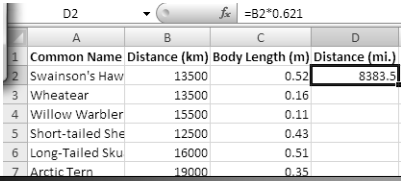
Labels in the spreadsheet image:

- column heading
- row name
- cell
- formula
- column name
- referenced cell E2




Formulas

The data in a spreadsheet can be manipulated using formulas

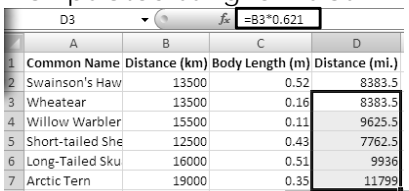


The value in D2 (selected cell) is the value in B2 times 0.621...the result is shown but the cell has the formula.




Apply Formula Again

The data in a spreadsheet can be manipulated using formulas

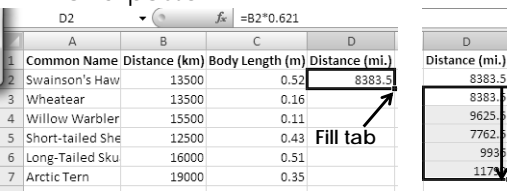


Notice the formula.




Filling Replicates Formulas

Fill is a spreadsheet shortcut for copy-and-paste.



- Grab the fill tab and pull in the direction to be pasted.

It's magic!




Relative & Absolute Addressing

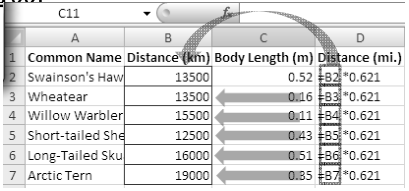
- References to cells happens in two ways: Relative and Absolute (with \$)
 - F2 relative column, relative row
 - F\$2 relative column, absolute row
 - \$F2 absolute column, relative row
 - \$F\$2 absolute column, absolute row

Relative references change when pasted/filled; absolute references do not!


Your intent determines which to pick.



A Powerful Translation



- * The graphic shows the equations in the cells with the translation:
- * The row changes going down but the column doesn't.




An Example

Creating a discount table is case of using both relative and absolute refs

- Consider store credit of \$1 per \$10 spent
- \$3 store credit for every 2 CDs (1 earns \$1)


Spent	1	2	3	4	5	6	7	8
\$10	\$2.00	\$4.00	\$5.00	\$7.00	\$8.00	\$10.00	\$11.00	\$13.00
\$20	\$3.00	\$5.00	\$6.00	\$8.00	\$9.00	\$11.00	\$12.00	\$14.00
\$30	\$4.00	\$6.00	\$7.00	\$9.00	\$10.00	\$12.00	\$13.00	\$15.00
\$40	\$5.00	\$7.00	\$8.00	\$10.00	\$11.00	\$13.00	\$14.00	\$16.00
\$50	\$6.00	\$8.00	\$9.00	\$11.00	\$12.00	\$14.00	\$15.00	\$17.00
\$60	\$7.00	\$9.00	\$10.00	\$12.00	\$13.00	\$15.00	\$16.00	\$18.00

A cell is based on first column, top row data *in that row and column*...must mix relative and absolute references




Series

- Another handy property of fill is that it can make a series based on constants
 - Fill Sunday => Monday, Tuesday, Wed...
 - Fill 22 Feb => 23 Feb, 24 Feb, 25 Feb...
- More generally
 - Series fill will even count using a constant
 - Counting by odd sizes: give 1st two items



Demo




Test Your Tech

Crackers and cookies are:

- Bytes to share with friends.
- The best minor league baseball team of all time and their cheerleaders.
- Hackers who attempt to break a program (crackers) and data stored on your computer by a Web server (cookies).

16




Test Your Tech

Crackers and cookies are:

- Bytes to share with friends.
- The best minor league baseball team of all time and their cheerleaders.
- Hackers who attempt to break a program (crackers) and data stored on your computer by a Web server (cookies).

17



Databases

Databases are collections of information; our study repeats a theme: Tell the computer the structure, and it can help you!

© 2004, Lawrence Snyder



Why Study Databases?

Some of us want to compute, but all of us want information ...

- Much of the archived information is in tables
- Databases enhance applications, e.g. Web
- Once you know how to create databases, you can use them to personal advantage
- Databases introduce interesting ideas

How much of your information can be in a table?



Stone Age Databases

Before relational databases (the kind we study) there were only "flat files"

- Structural information was difficult to express
- All processing of information was "special cased" -- custom programs were needed
- Information repeated; difficult to combine
- Changes in format of one file means all programs that ever process that file must be changed ... adding ZIP codes

E.F. Codd of IBM invented relational databases



Relational Databases

Information is stored in tables

- Tables store information about *entities* -- things or stuff ... keep entities of one kind
- Entities have characteristics called *attributes*
- Tables are *tuples* (rows or records) of attributes (columns or fields)
- Every row must be unique, identified by a key
- Relationships -- associations among the data values are stored

Table structure = schema
Table contents = instance



A Table

Tables have names, attributes, tuples

Example: Table

ID	Last	First	Hire	Addr
1	Davolino	Nancy	01 May 1992	507 20th Ave E
2	Fuller	Andrew	14 Aug 1992	908 W. Capital Way
3	Wooster	Berton	01 Apr 1993	722 Moss Bay Blvd
4	Peacock	Margaret	03 May 1993	4110 Old Redmond Rd
5	Buchanan	Steven	17 Oct 1994	13 Garrett Hill
6	Sullimani	Okan		

Instance
Schema

Example:

ID	number	unique number(Key)
Last	text	person's last name
First	text	person's first name
Hire	date	first day on job
Addr	text	street address



Redundancy Is Very Bad

Not every assembly of tables is a good database -- repeating data is bad

- Replicated data can differ in its different locations, e.g. multiple addresses can differ
- *Inconsistent data* is worse than no data
- Keep a single copy of any data, and if it is needed in multiple places, associate it with a key, and store key rather than the data



"You can look it up"

When looking for information, a single item might be the answer, but a table is more likely

- "Who is taking FIT100?" Table of students
- "Whose mile run time ≤ 4:00?" Runner table
- "Who won 2003 Grammy for 'Best New Artist?'" A table containing only a single row
- "Who is president of UW?" Empty Table

Queries to a DB (set of tables) produces tables



Tables From Tables

There are five fundamental operations on tables to create tables:

- Select -- pick rows from a table
- Project -- pick columns from a table
- Union -- combine two tables w/like columns
- Difference -- remove one table from another
- Product -- create "all pairs" from two tables

Though not primitive "Join" is usually included



1. Select Operation

Select creates a table from the rows of another table meeting a criterion

Select_from Example On Hire < 1993

Example : Table				
ID	Last	First	Hire	Addr
1	Davolino	Nancy	01 May 1992	507 20th Ave E
2	Fuller	Andrew	14 Aug 1992	908 W. Capital Way
3	Wooster	Berton	01 Apr 1993	722 Moss Bay Blvd
4	Peacock	Margaret	03 May 1993	4110 Old Redmond Rd
5	Buchanan	Steven	17 Oct 1994	13 Garrett Hill
6	Sullimani	Okan	12 Dec 1994	Coventry House

Example : Table				
ID	Last	First	Hire	Addr
1	Davolino	Nancy	01 May 1992	507 20th Ave E
2	Fuller	Andrew	14 Aug 1992	908 W. Capital Way



2. Project

Project creates a table from the columns of another table

Project Last, First From Example

Example : Table				
ID	Last	First	Hire	Addr
1	Davolino	Nancy	01 May 1992	507 20th Ave E
2	Fuller	Andrew	14 Aug 1992	908 W. Capital Way
3	Wooster	Berton	01 Apr 1993	722 Moss Bay Blvd
4	Peacock	Margaret	03 May 1993	4110 Old Redmond Rd
5	Buchanan	Steven	17 Oct 1994	13 Garrett Hill
6	Sullimani	Okan	12 Dec 1994	Coventry House

Project Last, First From Example	
Last	First
Davolino	Nancy
Fuller	Andrew
Wooster	Berton
Peacock	Margaret
Buchanan	Steven
Sullimani	Okan



3. Union

Union (written like addition) combines two tables with same attributes

- PoliticalUnits = States + Provinces

States : Table		
Name	Capitol	Sight
Washington	Olympia	Mt. Rainier
Oregon	Salem	Crater Lake
California	Sacramento	Golden Gate

Provinces : Table		
Name	Capitol	Sight
British Columbia	Victoria	Stanley Park
Alberta	Edmonton	Banff
Washington	Olympia	Mt. Rainier
Oregon	Salem	Crater Lake
California	Sacramento	Golden Gate



4. Difference

Difference (written like subtraction) removes 1 table's rows from another

- Eastern = States - WestCoast

States : Table		
Name	Capitol	Sight
Washington	Olympia	Mt. Rainier
Oregon	Salem	Crater Lake
California	Sacramento	Golden Gate
Arizona	Phoenix	Grand Canyon
Nevada	Carson City	Las Vegas

WestCoast : Table		
Name	Capitol	Sight
Washington	Olympia	Mt. Rainier
Oregon	Salem	Crater Lake
California	Sacramento	Golden Gate

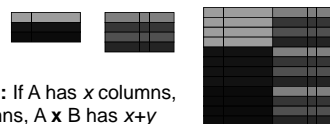
Eastern : Table		
Name	Capitol	Sight
Arizona	Phoenix	Grand Canyon
Nevada	Carson City	Las Vegas



5. Product

Product (written like multiplication) combines columns and pairs all rows

Colors = Blues x Reds



Column Rule: If A has x columns, B has y columns, A x B has x+y columns

Row Rule: If A has m rows, B has n rows A x B has mn rows

There's divide, too, but forget it



Join

Join (written like a bow tie) combines rows (like **x**) if common field matches

Homes = States \bowtie Students

States : Table		
State	Capitol	Sight
Washington	Olympia	Mt. Rainier
Oregon	Salem	Crater Lake
California	Sacramento	Golden Gate
Arizona	Phoenix	Grand Canyon
Nevada	Carson City	Las Vegas

Students : Table		
First	Last	State
John	Jones	Washington
Jennifer	Smith	California
Brian	Tims	Manitoba

Jones : Table				
State	Capitol	Sight	First	Last
Washington	Olympia	Mt. Rainier	John	Jones
California	Sacramento	Golden Gate	Jennifer	Smith



DB Operations

The five DB Operations can create any table from a given set of tables

- All modern database systems are built on these relational operations
- Join is not primitive, but can be built from 5
- Join, select and project are used most often
- The operations are not usually used directly, but are used indirectly from other languages

SQL, the DB language we learn, is built on basic 5



Reflection

- Write for 5 minutes on this topic:
 - * Compare and contrast spreadsheets and databases, and explain the reasons for choosing one or the other.