

CSE 143

Lecture 22

I/O Streams; Exceptions; Inheritance

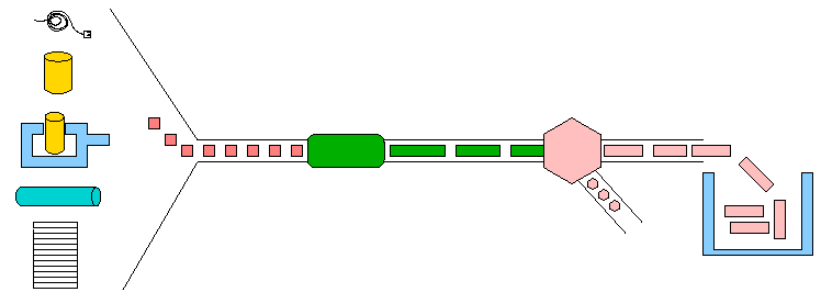
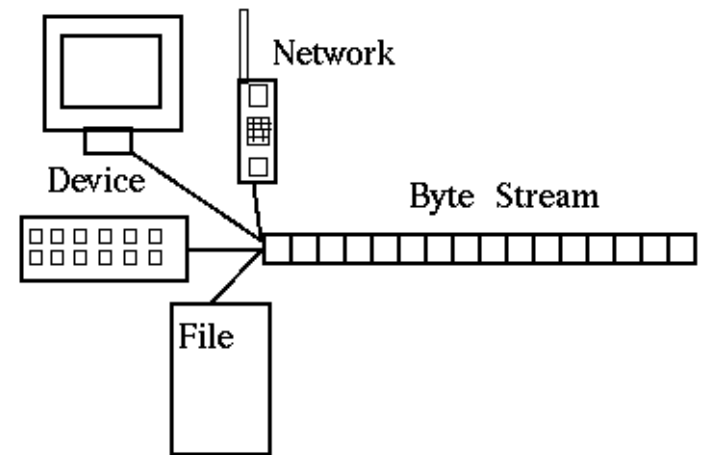
read 9.3, 6.4

slides created by Marty Stepp

<http://www.cs.washington.edu/143/>

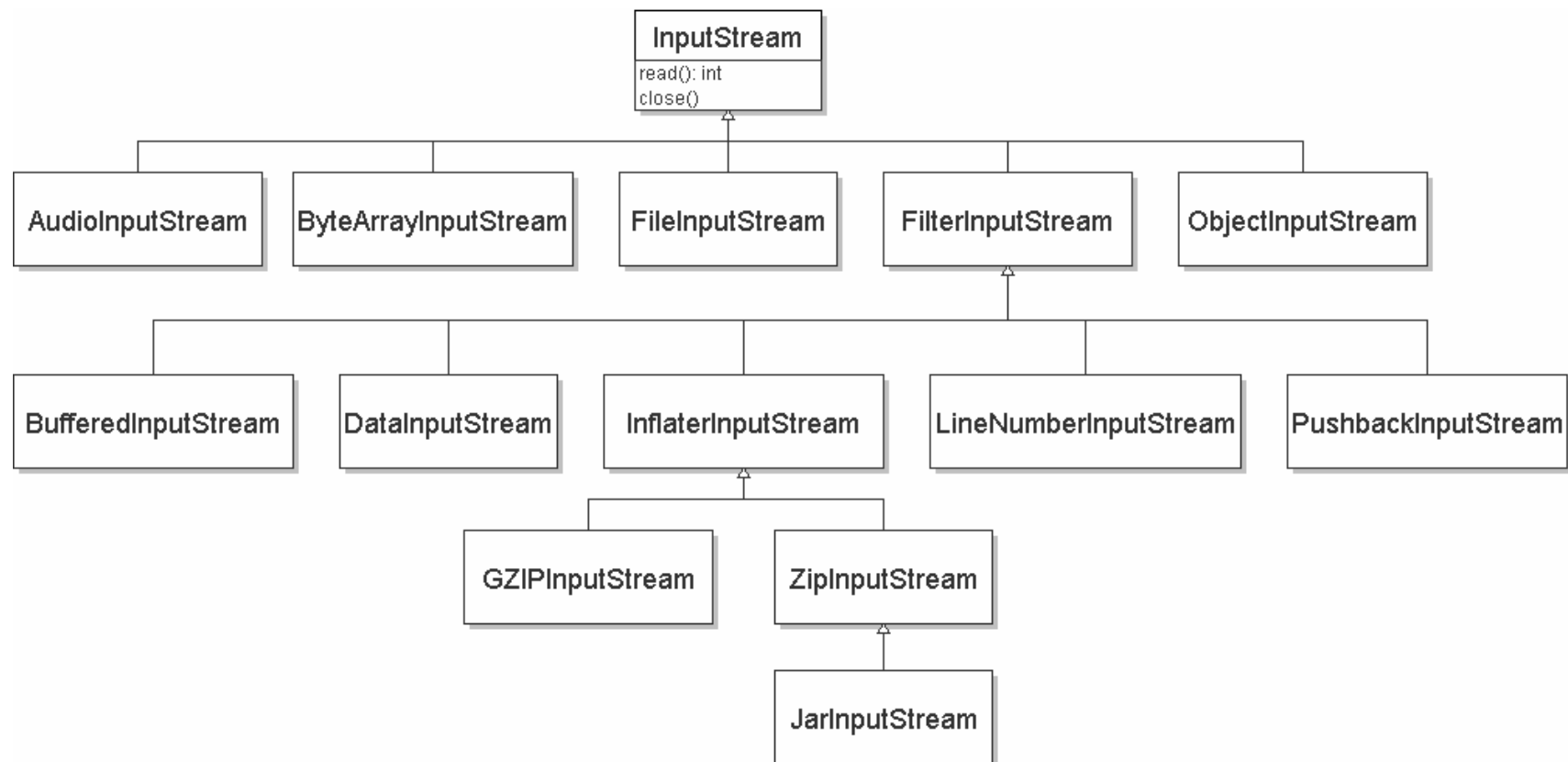
Input and output streams

- **stream**: an abstraction of a source or target of data
 - 8-bit bytes flow to (output) and from (input) streams
- can represent many data sources:
 - files on hard disk
 - another computer on network
 - web page
 - input device (keyboard, mouse, etc.)
- represented by `java.io` classes
 - `InputStream`
 - `OutputStream`



Streams and inheritance

- all input streams extend common superclass `InputStream`;
all output streams extend common superclass `OutputStream`
 - guarantees that all sources of data have the same methods
 - provides minimal ability to read/write one byte at a time



Input streams

- constructing an input stream:

Constructor

```
public FileInputStream(String name) throws IOException
```

```
public ByteArrayInputStream(byte[] bytes)
```

```
public SequenceInputStream(InputStream a, InputStream b)
```

(various objects also have methods to get streams to read them)

- methods common to all input streams:

Method

Description

```
public int read() throws IOException
```

reads/returns a byte
(-1 if no bytes remain)

```
public void close() throws IOException
```

stops reading

Output streams

- constructing an output stream:

Constructor

```
public FileOutputStream(String name) throws IOException
```

```
public ByteArrayOutputStream()
```

```
public PrintStream(File file)
```

```
public PrintStream(String fileName)
```

- methods common to all output streams:

Method

Description

```
public void write(int b) throws IOException
```

writes a byte

```
public void close() throws IOException
```

stops writing
(also flushes)

```
public void flush() throws IOException
```

forces any writes in
buffers to be written

int VS. char

- The `read` and `write` methods work an `int` (byte) at a time.
- For text files, each byte is just an ASCII text character.
 - an `int` can be cast to `char` as needed:


```
FileInputStream in = new FileInputStream("myfile.txt");  
int n = in.read();    // 81  
char ch = (char) n;   // 'Q'
```

- a `char` can be passed where an `int` is wanted without casting:

```
FileOutputStream out = new FileOutputStream("outfile.txt");  
char ch = 'Q';  
out.write(ch);
```

I/O and exceptions

- **exception**: An object representing an error.
 - **checked exception**: One that must be handled for the program to compile.
- Many I/O tasks throw exceptions.
 - Why?
- When you perform I/O, you must either:
 - also **throw** that exception yourself
 - **catch** (handle) the exception



Throwing an exception

```
public type name(params) throws type {
```

- **throws clause**: Keywords on a method's header that state that it may generate an exception.

– Example:

```
public void processFile(String filename)  
    throws FileNotFoundException {
```

"I hereby announce that this method might throw an exception, and I accept the consequences if it happens."

Catching an exception

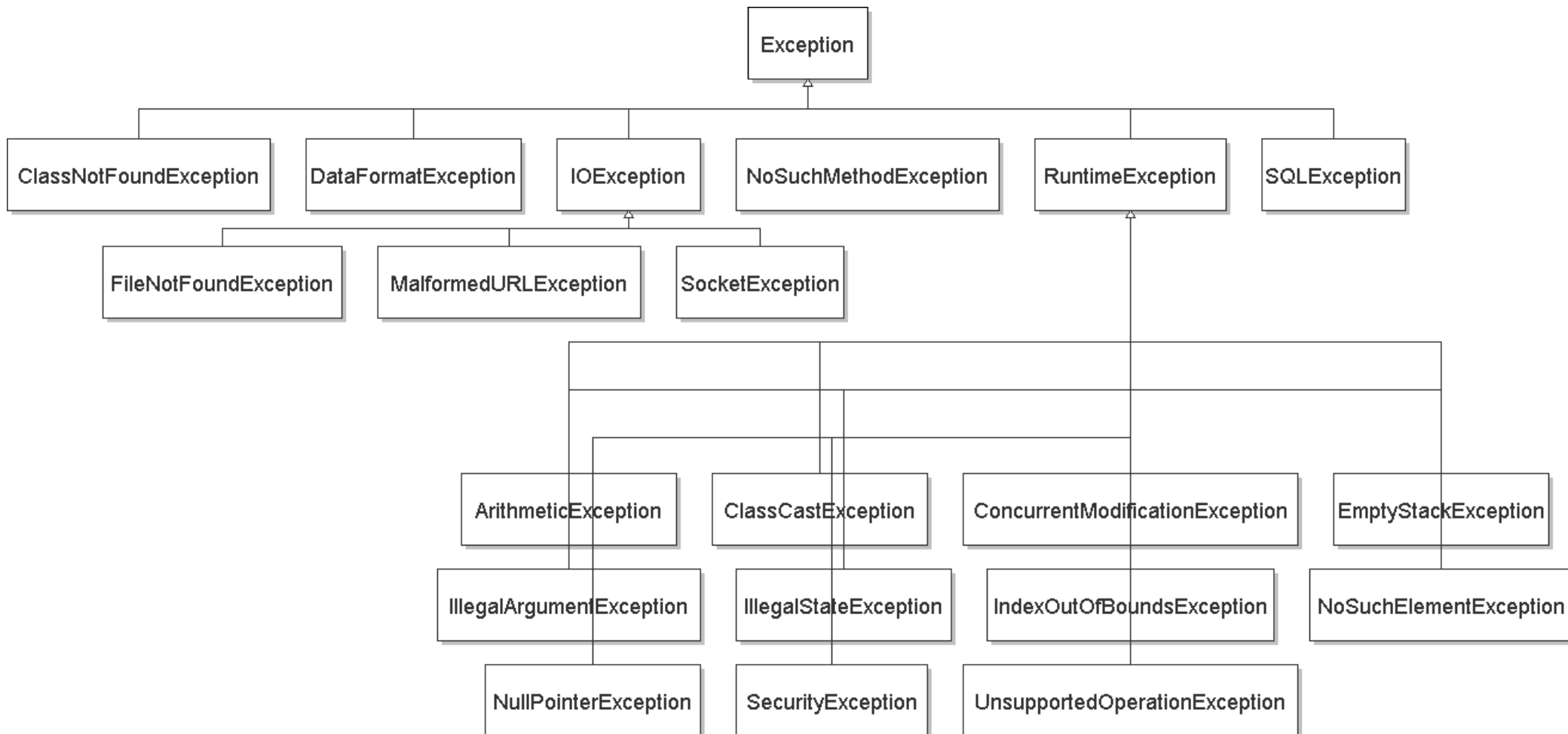
```
try {  
    statement(s);  
} catch (type name) {  
    code to handle the exception  
}
```

- The `try` code executes. If the given exception occurs, the `try` block stops running; it jumps to the `catch` block and runs that.

```
try {  
    Scanner in = new Scanner(new File(filename));  
    System.out.println(input.nextLine());  
} catch (FileNotFoundException e) {  
    System.out.println("File was not found.");  
}
```

Exception inheritance

- All exceptions extend from a common superclass `Exception`



Dealing with an exception

- All exception objects have these methods:

Method	Description
<code>public String getMessage()</code>	text describing the error
<code>public String toString()</code>	a stack trace of the line numbers where error occurred
<code>getCause(), getStackTrace(), printStackTrace()</code>	other methods

- Some reasonable ways to handle an exception:
 - try again; re-prompt user; print a nice error message; quit the program; do nothing (!)

Inheritance and exceptions

- You can catch a general exception to handle any subclass:

```
try {
    Scanner input = new Scanner(new File("foo"));
    System.out.println(input.nextLine());
} catch (Exception e) {
    System.out.println("File was not found.");
}
```

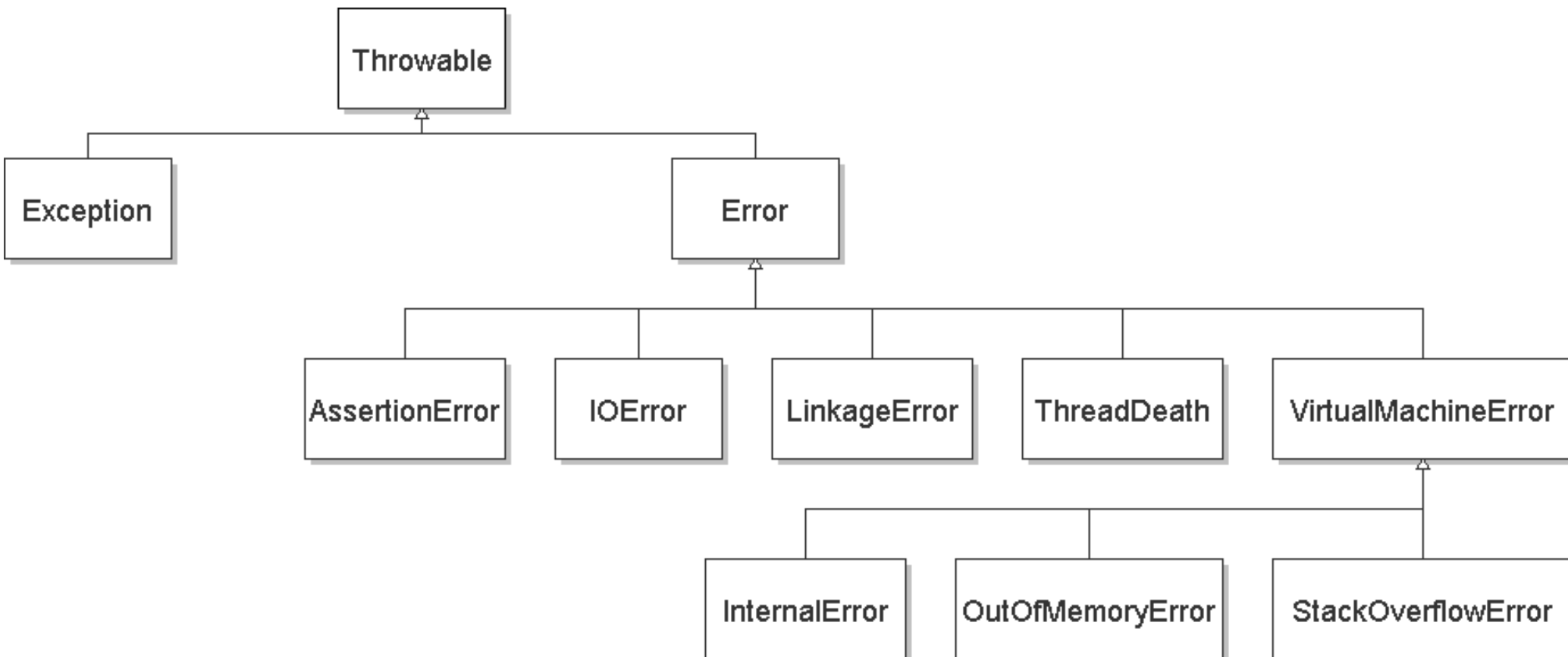
- Similarly, you can state that a method throws any exception:

```
public void foo() throws Exception { ...
```

- Are there any disadvantages of doing so?

Exceptions and errors

- There are also `Errors`, which represent serious Java problems.
 - `Error` and `Exception` have common superclass `Throwable`.
 - You can catch an `Error` (but you probably shouldn't)



Reading from the web

- class `java.net.URL` represents a web page's URL
- we can connect to a URL and read data from that web page

Method/Constructor	Description
<code>public URL(String address)</code> throws <code>MalformedURLException</code>	creates a URL object representing the given address
<code>public String getFile()</code> , <code>getHost()</code> , <code>getPath()</code> , <code>getProtocol()</code> <code>public int getPort()</code>	returns various parts of the URL as strings/integers
<code>public InputStream openStream()</code> throws <code>IOException</code>	opens a stream for reading data from the document at this URL

http://www.foo.com:8080/dir1/dir2/readme.txt
protocol host port path file

Exercise

- Write a class `Downloader` with the following behavior:
 - `public Downloader(String url)`
 - Initializes the downloader to examine the given URL.
 - `public void download(String targetFileName)`
 - Downloads the file from the URL to the given file name on disk.
- Write client program `DownloadMain` to use `Downloader`:

```
URL to download? foo bar  
Bad URL! Try again: http://zombo.com/  
Target file name: out.html
```

Contents of `out.html`:

```
<html>  
<head>  
<title>ZOMBO</title>  
...  
</body>  
</html>
```

Exercise solution

```
import java.io.*;
import java.net.*;

public class Downloader {
    private URL url;

    // Constructs downloader to read from the given URL.
    public Downloader(String urlString) throws MalformedURLException {
        url = new URL(urlString);
    }

    // Reads downloader's URL and writes contents to the given file.
    public void download(String targetFileName) throws IOException {
        InputStream in = url.openStream();
        FileOutputStream out = new FileOutputStream(targetFileName);
        while (true) {
            int n = in.read();
            if (n == -1) { // -1 means end-of-file
                break;
            }
            out.write(n);
        }
        in.close();
        out.close();
    }
}
```


Exercise solution 2

```
import java.io.*;
import java.net.*;
import java.util.*;

public class DownloadMain {
    public static void main(String[] args) {
        Scanner console = new Scanner(System.in);
        System.out.print("URL to download? ");
        String urlString = console.nextLine();

        Downloader down = null;    // create a downloader;
        while (down == null) {    // re-prompt the user if this fails
            try {
                down = new Downloader(urlString);
            } catch (MalformedURLException e) {
                System.out.print("Bad URL! Try again: ");
                urlString = console.nextLine();
            }
        }

        System.out.print("Target file name: ");
        String targetFileName = console.nextLine();

        try {    // download bytes to file (print error if it fails)
            down.download(targetFileName);
        } catch (IOException e) {
            System.out.println("I/O error: " + e.getMessage());
        }
    }
}
```

Exercise 2

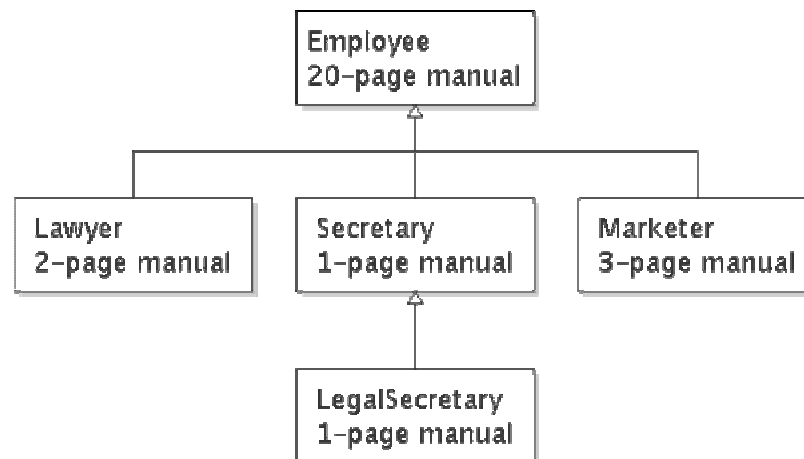
- Write class TallyDownloader to add behavior to Downloader:
 - public TallyDownloader(String url)
 - public void download(String targetFileName)
 - Downloads the file, and also prints the file to the console, and prints the number of occurrences of each kind of character in the file.

URL to download? <http://zombo.com/>

```
<html>
<head>
<title>ZOMBO</title>
<!--Please Visit 15footstick.com our other website. ThankZ -->
...
</body>
</html>
{
=21,  =42,  !=1,  "=18,  #=4,  %=4,  ,=3,  -=14,  .=10,  /=18,  0=15,  1=9,
  2=2,  3=1,  4=5,  5=5,  6=4,  7=1,  8=3,  9=2,  :=3,  ;=1,  <=17,  ==24,
  >=17,  ?=1,  A=1,  B=3,  C=2,  D=3,  E=2,  F=19,  M=1,  O=2,  P=3,  S=1,  T=2,
  V=2,  Z=2,  _=2,  a=42,  b=13,  c=27,  d=18,  e=47,  f=7,  g=10,  h=28,
  i=32,  j=2,  k=5,  l=24,  m=21,  n=17,  o=36,  p=12,  q=3,  r=17,  s=24,
  t=37,  u=8,  v=10,  w=15,  x=5,  y=6,  z=2}
```

Inheritance

- **inheritance**: Forming new classes based on existing ones.
 - a way to share/**reuse code** between two or more classes
 - **superclass**: Parent class being extended.
 - **subclass**: Child class that inherits behavior from superclass.
 - gets a copy of every field and method from superclass
 - **is-a relationship**: Each object of the subclass also "is a(n)" object of the superclass and can be treated as one.



Inheritance syntax

```
public class name extends superclass {  
  
public class Lawyer extends Employee {  
    ...  
}
```

- **override**: To replace a superclass's method by writing a new version of that method in a subclass.

```
public class Lawyer extends Employee {  
    // overrides getSalary method in Employee class;  
    // give Lawyers a $5K raise  
    public double getSalary() {  
        return 55000.00;  
    }  
}
```

super keyword

- Subclasses can call inherited methods/constructors with `super`

```
super.method (parameters)  
super (parameters);
```

```
public class Lawyer extends Employee {  
    public Lawyer(int years) {  
        super(years); // calls Employee constructor  
    }  
  
    // give Lawyers a $5K raise  
    public double getSalary() {  
        double baseSalary = super.getSalary();  
        return baseSalary + 5000.00;  
    }  
}
```

- Lawyers now always make \$5K more than Employees.

Exercise solution

```
public class TallyDownloader extends Downloader {
    public TallyDownloader(String url) throws MalformedURLException {
        super(url); // call Downloader constructor
    }

    // Reads from URL and prints file contents and tally of each char.
    public void download(String targetFileName) throws IOException {
        super.download(targetFileName);

        Map<Character, Integer> counts = new TreeMap<Character, Integer>();
        FileInputStream in = new FileInputStream(targetFileName);
        while (true) {
            int n = in.read();
            if (n == -1) {
                break;
            }
            char ch = (char) n;
            if (counts.containsKey(ch)) {
                counts.put(ch, counts.get(ch) + 1);
            } else {
                counts.put(ch, 1);
            }
            System.out.print(ch);
        }
        in.close();
        System.out.println(counts); // print map of char -> int
    }
}
```

Exercise solution 2

```
import java.io.*;
import java.net.*;
import java.util.*;

public class DownloadMain {
    public static void main(String[] args) {
        Scanner console = new Scanner(System.in);
        System.out.print("URL to download? ");
        String urlString = console.nextLine();

        Downloader down = null;    // create a tallying downloader;
        while (down == null) {    // re-prompt the user if this fails
            try {
                down = new TallyDownloader(urlString);
            } catch (MalformedURLException e) {
                System.out.print("Bad URL! Try again: ");
                urlString = console.nextLine();
            }
        }
        ...
    }
}
```