

Building Java Programs

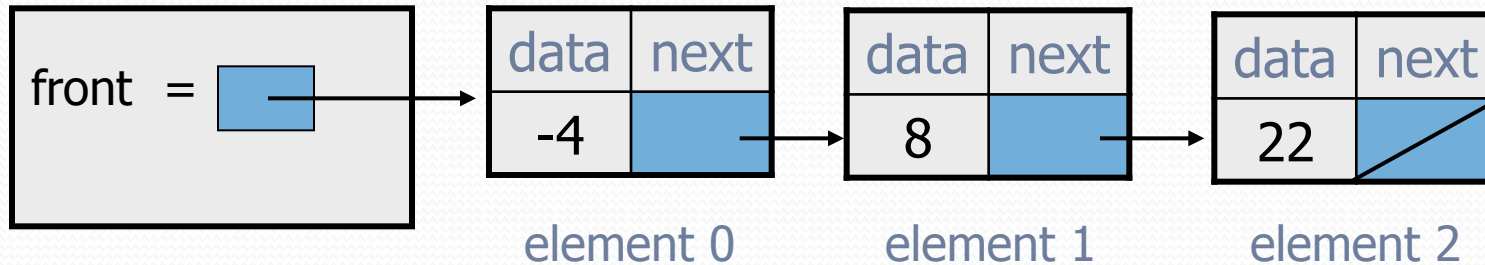
Chapter 16

Lecture 16-3: Complex Linked List Code

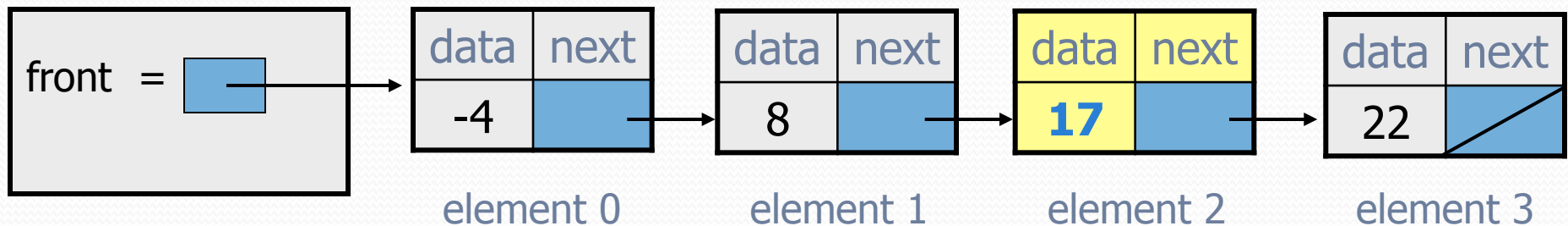
reading: 16.2 – 16.3

addSorted

- Write a method `addSorted` that accepts an `int` as a parameter and adds it to a sorted list in sorted order.
 - Before `addSorted(17)` :



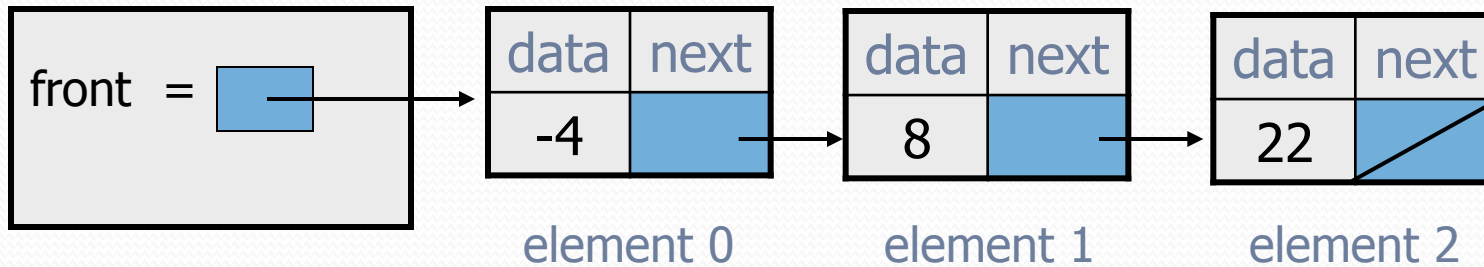
- After `addSorted(17)` :



The common case

- Adding to the middle of a list:

`addSorted(17)`

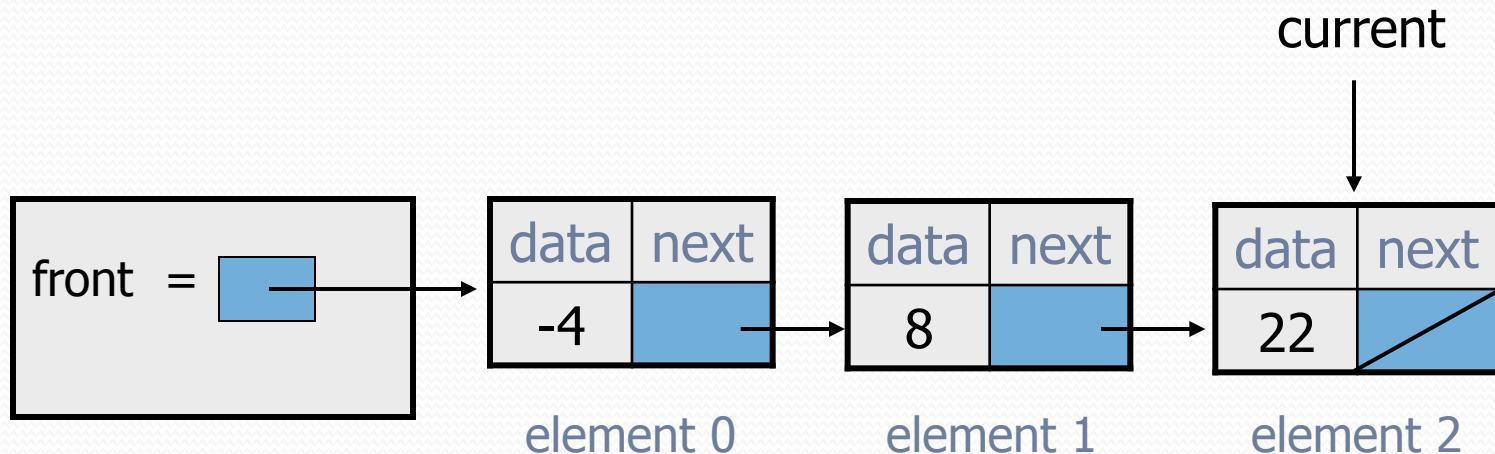


- Which references must be changed?
- What sort of loop do we need?
- When should the loop stop?

First attempt

- An incorrect loop:

```
ListNode current = front;  
while (current.data < value) {  
    current = current.next;  
}
```



- What is wrong with this code?
 - The loop stops too late to affect the list in the right way.

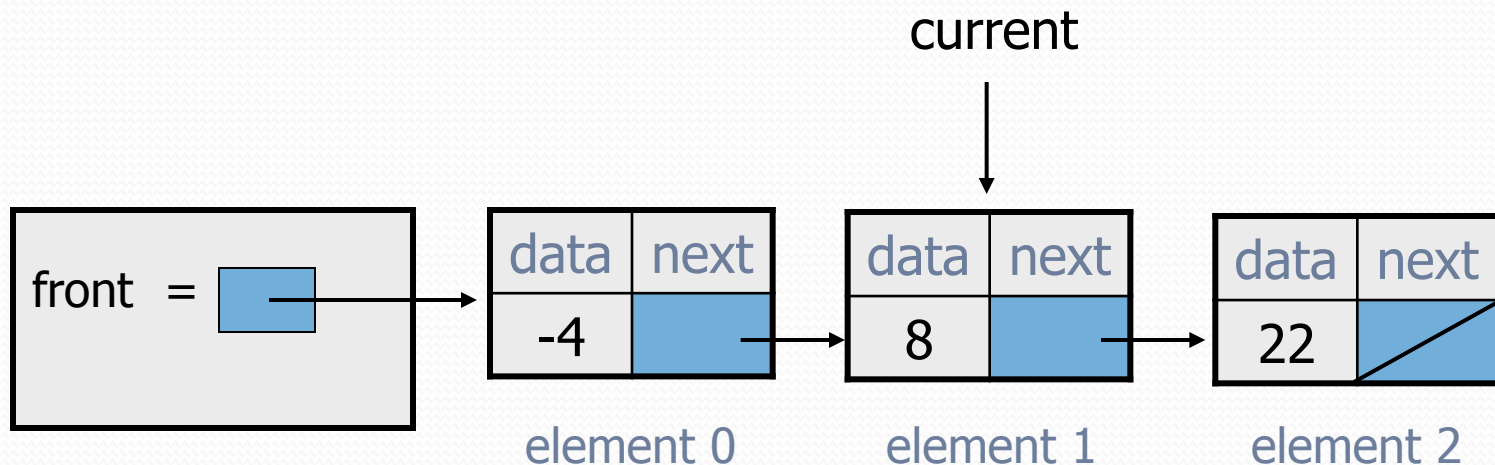
Recall: changing a list

- There are only two ways to change a linked list:
 - Change the value of `front` (modify the front of the list)
 - Change the value of `<node>.next` (modify middle or end of list to point somewhere else)
- Implications:
 - To add in the middle, need a reference to the *previous* node
 - Front is often a special case

Key idea: peeking ahead

- Corrected version of the loop:

```
ListNode current = front;  
while (current.next.data < value) {  
    current = current.next;  
}
```

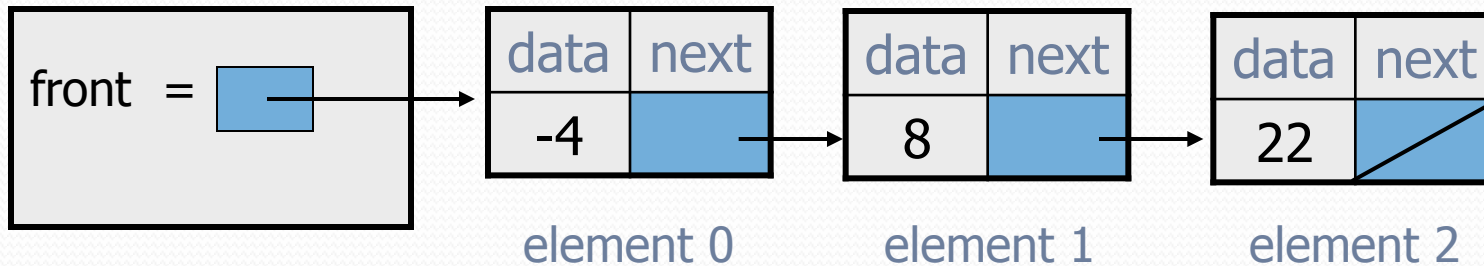


- This time the loop stops in the right place.

Another case to handle

- Adding to the end of a list:

`addSorted(42)`



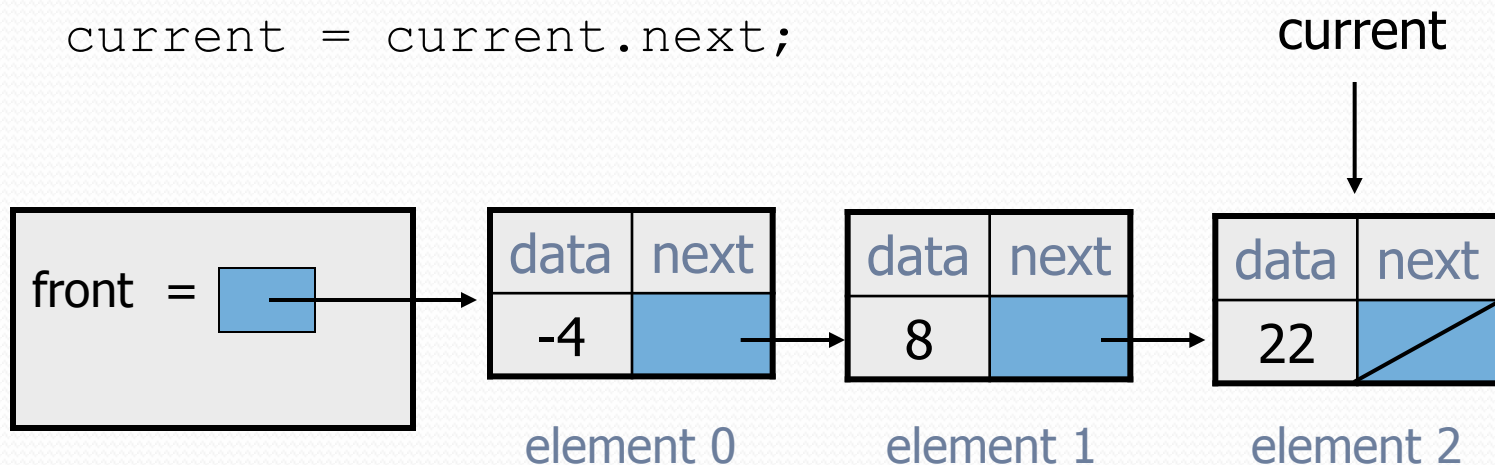
Exception in thread "main": java.lang.NullPointerException

- Why does our code crash?
- What can we change to fix this case?

Multiple loop tests

- A correction to our loop:

```
ListNode current = front;  
while (current.next != null &&  
       current.next.data < value) {  
    current = current.next;  
}
```

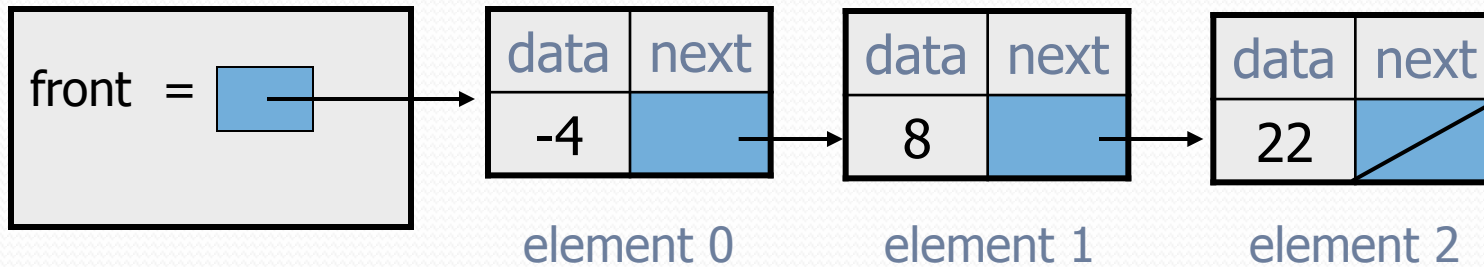


- We must check for a `next` of `null` *before* we check its `.data`.

Third case to handle

- Adding to the front of a list:

`addSorted(-10)`



- What will our code do in this case?
- What can we change to fix it?

Handling the front

- Another correction to our code:

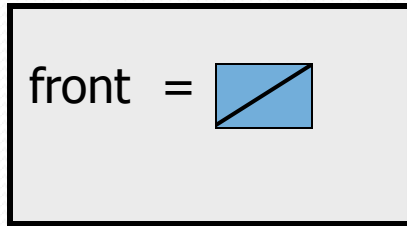
```
if (value <= front.data) {  
    // insert at front of list  
    front = new ListNode(value, front);  
} else {  
    // insert in middle of list  
    ListNode current = front;  
    while (current.next != null &&  
           current.next.data < value) {  
        current = current.next;  
    }  
}
```

- Does our code now handle every possible case?

Fourth case to handle

- Adding to (the front of) an empty list:

```
addSorted(42)
```



- What will our code do in this case?
- What can we change to fix it?

Final version of code

```
// Adds given value to list in sorted order.
// Precondition: Existing elements are sorted
public void addSorted(int value) {
    if (front == null || value <= front.data) {
        // insert at front of list
        front = new ListNode(value, front);
    } else {
        // insert in middle of list
        ListNode current = front;
        while (current.next != null &&
            current.next.data < value) {
            current = current.next;
        }
    }
}
```

Common special cases

- **middle**: "typical" case in the middle of an existing list
- **back**: special case at the back of an existing list
- **front**: special case at the front of an existing list
- **empty**: special case of an empty list

Other list features

- Add the following methods to the `LinkedList`:
 - `size`
 - `isEmpty`
 - `clear`
 - `toString`
 - `indexOf`
 - `contains`
- Add a `size` field to the list to return its size more efficiently.
- Add preconditions and exception tests to appropriate methods.