
CSE 331

Software Design & Implementation

Hal Perkins
Winter 2013
Testing
(Slides by Mike Ernst)

Overview

- Testing principles, strategies, and tactics & why this matters
- You've already seen JUnit use in section and on hw4. Not repeated here, but will revisit later in sections as needed.

Ariane 5 rocket



The rocket self-destructed 37 seconds after launch

Reason: A control software bug that went undetected

Conversion from 64-bit floating point to 16-bit signed integer value had caused an **exception**

The floating point number was larger than 32767 (max 16-bit signed integer)

Efficiency considerations led to the disabling of the exception handler.

Program crashed → rocket crashed

Total Cost: over \$1 billion

Therac-25 radiation therapy machine

Excessive radiation killed patients (1985-87)

New design **removed hardware interlocks** that prevent the electron-beam from operating in its high-energy mode. Now all the safety checks are done in software.

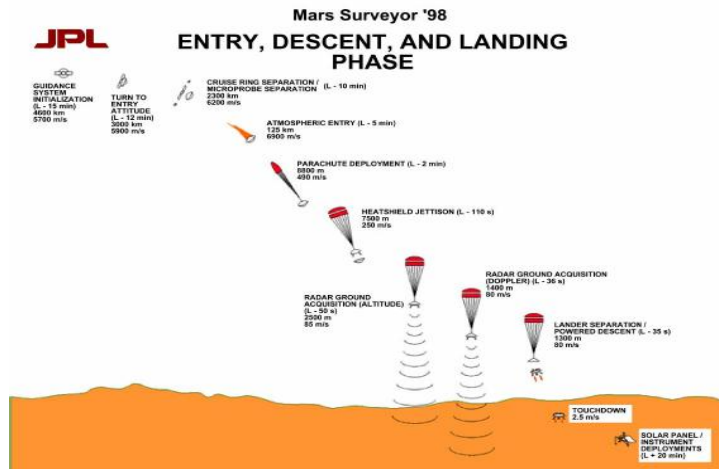
The equipment control task **did not properly synchronize** with the operator interface task, so that race conditions occurred if the operator changed the setup too quickly.

This was **missed during testing**, since it took practice before operators were able to work quickly enough for the problem to occur.

Panama, 2000: At least 8 dead
Many more! (NYT 12/28/2010)



Mars Polar Lander



Legs deployed → Sensor signal falsely indicated that the craft had touched down (130 feet above the surface)

Then the descent engines shut down prematurely

The error was traced to a single bad line of software code.

Why didn't they blame the sensor?

NASA investigation panel blames “difficult parts of the software-engineering process”

More examples

Microsoft Zune's New Year Crash (2008)
iPhone alarm (2011) and “do not disturb” bug (2013)
Air-Traffic Control System in LA Airport (2004)
Northeast Blackout (2003)
USS Yorktown Incapacitated (1997)
Denver Airport Baggage-handling System (1994)
Mariner I space probe (1962)
AT&T Network Outage (1990)
Intel Pentium floating point divide (1993)
Prius brakes and engine stalling (2005)
Soviet gas pipeline (1982)
Iran centrifuges (2009)

2002 NIST report on costs to society

Inadequate infrastructure for software testing costs the U.S. \$22-\$60 billion per year

Testing accounts for about half of software development costs.

Program understanding and debugging account for up to 70% of time to ship a software product

Improvements in software testing infrastructure might save one-third of the cost

(Source: NIST Planning Report 02-3, 2002)

Building Quality Software

What Affects Software Quality?

External

Correctness	Does it do what it supposed to do?
Reliability	Does it do it accurately all the time?
Efficiency	Does it do with minimum use of resources?
Integrity	Is it secure?

Internal

Portability	Can I use it under different conditions?
Maintainability	Can I fix it?
Flexibility	Can I change it or extend it or reuse it?

Quality Assurance

Process of uncovering problems and improving quality of software.
Testing is a major part of QA.

Software Quality Assurance (QA)

Testing plus other activities including:

Static analysis (assessing code without executing it)

Proofs of correctness (theorems about program properties)

Code reviews (people reading each others' code)

Software process (methodology for code development)

...and many other ways to find problems and increase confidence

No single activity or approach can guarantee software quality

“Beware of bugs in the above code;
I have only proved it correct, not tried it.”

-Donald Knuth, 1977



What can you learn from testing?

“Program testing can be used to show the presence of bugs, but never to show their absence!”

Edsgar Dijkstra
Notes on Structured Programming, 1970



Nevertheless testing is essential. Why?

What Is Testing For?

Validation = reasoning + testing

Make sure module does what it is specified to do

Uncover problems, increase confidence

Two rules:

1. Do it **early** and do it **often**

Catch bugs quickly, before they have a chance to hide

Automate the process if you can

2. Be **systematic**

If you thrash about randomly, the bugs will hide in the corner until you're gone

Phases of Testing

Unit Testing

Does each module do what it supposed to do?

Integration Testing

Do you get the expected results when the parts are put together?

Validation Testing

Does the program satisfy the requirements?

System Testing

Does it work within the overall system?

Unit Testing

A unit test focuses on one method, class, interface, or module

Test a single unit in isolation from all others

Do you look at the code?

Black box testing

Choose test data *without* looking at implementation

Glass box (white box, clear box) testing

Choose test data *with* knowledge of implementation

How is testing done?

Basic steps of a test

- 1) Choose input data/configuration
- 2) Define the expected outcome
- 3) Run program/method against the input and record the results
- 4) Examine results against the expected outcome

Testing can't generally prove absence of bugs

But can increase quality and confidence

sqrt example

```
// throws: IllegalArgumentException if x<0
// returns: approximation to square root of x
public double sqrt(double x)
```

What are some values or ranges of x that might be worth probing?

$x < 0$ (exception thrown)

$x \geq 0$ (returns normally)

around $x = 0$ (boundary condition)

perfect squares ($\text{sqrt}(x)$ an integer), non-perfect squares

$x < \text{sqrt}(x)$ and $x > \text{sqrt}(x)$ – that's $x < 1$ and $x > 1$ (and $x = 1$)

Specific tests: say $x = -1, 0, 0.5, 1, 4$

What's So Hard About Testing?

"just try it and see if it works..."

```
// requires:  $1 \leq x, y, z \leq 10000$   
// effects:  computes some  $f(x, y, z)$   
int procl(int x, int y, int z)
```

Exhaustive testing would require 1 trillion runs!

Sounds totally impractical – and this is a trivially small problem

Key problem: choosing test suite (set of partitions of inputs)

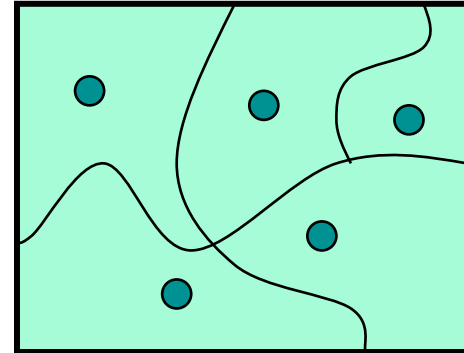
Small enough to finish quickly

Large enough to validate the program

Approach: Partition the Input Space

Ideal test suite:

Identify sets with same behavior
Try one input from each set



Two problems

1. Notion of **the same behavior** is subtle
 - Naive approach: **execution equivalence**
 - Better approach: **revealing subdomains**
2. Discovering the sets requires perfect knowledge
 - Use heuristics to approximate cheaply

Naive Approach: Execution Equivalence

```
// returns:  x < 0      => returns -x  
//           otherwise => returns  x  
int abs(int x) {  
    if (x < 0) return -x;  
    else      return  x;  
}
```

All $x < 0$ are execution equivalent:

program takes same sequence of steps for any $x < 0$

All $x \geq 0$ are execution equivalent

Suggests that $\{-3, 3\}$, for example, is a good test suite

Execution Equivalence Doesn't Work

Consider the following buggy code:

```
// returns:   $x < 0$       => returns  $-x$   
//           otherwise => returns  $x$   
int abs(int x) {  
    if (x < -2) return  $-x$ ;  
    else       return  $x$ ;  
}
```

Two executions:

$x < -2$ $x \geq -2$

Three behaviors:

$x < -2$ (OK) $x = -2$ or -1 (bad) $x \geq 0$ (OK)

$\{-3, 3\}$ does not reveal the error!

Heuristic: Revealing Subdomains

- A *subdomain* is a subset of possible inputs
- A subdomain is *revealing* for error E if either:
 - *Every* input in that subdomain triggers error E, or
 - *No* input in that subdomain triggers error E
- Need test only one input from a given subdomain
 - If subdomains cover the entire input space, we are guaranteed to detect the error if it is present
- The trick is to guess these revealing subdomains

Example

For buggy `abs`, what are revealing subdomains?

```
int abs(int x) {  
    if (x < -2) return -x;  
    else      return x;  
}
```

Example subdomains:

~~{-1} {-2} {-2, -1} {-3, -2, -1}~~

Which is best? {-2, -1}

Heuristics for Designing Test Suites

A good heuristic gives:

- few subdomains
- \forall errors in some class of errors E,
high probability that some subdomain is revealing for E

Different heuristics target different classes of errors

- In practice, combine multiple heuristics

Black Box Testing

Heuristic: Explore alternate paths through specification

Procedure is a **black box**: interface visible, internals hidden

Example

```
int max(int a, int b)
  // effects: a > b => returns a
  //           a < b => returns b
  //           a = b => returns a
```

3 paths, so 3 test cases:

(4, 3) => 4 (i.e. any input in the subdomain $a > b$)
(3, 4) => 4 (i.e. any input in the subdomain $a < b$)
(3, 3) => 3 (i.e. any input in the subdomain $a = b$)

Black Box Testing: Advantages

Process is not influenced by component being tested

Assumptions embodied in code not propagated to test data.

Robust with respect to changes in implementation

Test data need not be changed when code is changed

Allows for independent testers

Testers need not be familiar with code

Tests can be developed before the code

More Complex Example

Write test cases based on paths through the specification

```
// returns: the smallest i such that  
//           a[i] == value  
// throws: Missing if value is not in a  
int find(int[] a, int value) throws Missing
```

Two obvious tests:

([4, 5, 6], 5) => 1

([4, 5, 6], 7) => throw Missing

Have we captured all the paths?

([4, 5, 5], 5) => 1

Must hunt for multiple cases in effects or requires

Heuristic: Boundary Testing

Create tests at the edges of subdomains

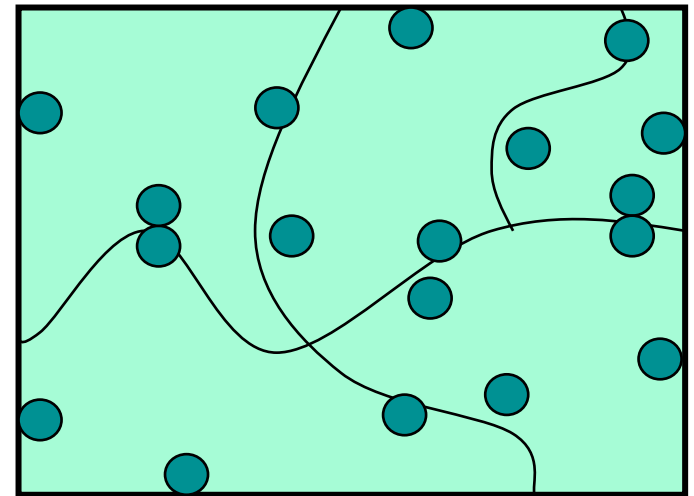
Why do this?

off-by-one bugs

forgot to handle empty container

overflow errors in arithmetic

aliasing



Small subdomains at the edges of the “main” subdomains have a high probability of revealing these common errors

Also, you might have misdrawn the boundaries

Boundary Testing

To define the boundary, need a *distance metric*

Define adjacent points

One approach:

Identify basic operations on input points

Two points are adjacent if one basic operation apart

Point is on a boundary if either:

There exists an adjacent point in a different subdomain

Some basic operation cannot be applied to the point

Example: list of integers

Basic operations: create, append, remove

Adjacent points: $\langle [2,3], [2,3,3] \rangle$, $\langle [2,3], [2] \rangle$

Boundary point: $[]$ (can't apply remove integer)

Other Boundary Cases

Arithmetic

Smallest/largest values

Zero

Objects

Null

Circular list

Same object passed to multiple arguments (aliasing)

Boundary Cases: Arithmetic Overflow

```
// returns: |x|  
public int abs(int x)
```

Tests for abs

what are some values or ranges of x that might be worth probing?

x < 0 (flips sign) or x ≥ 0 (returns unchanged)

around x = 0 (boundary condition)

Specific tests: say x = -1, 0, 1

How about...

```
int x = Integer.MIN_VALUE; // this is -2147483648  
System.out.println(x < 0); // true  
System.out.println(Math.abs(x) < 0); // also true!
```

From Javadoc for `Math.abs`:

Note that if the argument is equal to the value of `Integer.MIN_VALUE`, the most negative representable int value, the result is that same value, which is negative

Boundary Cases: Duplicates & Aliases

```
// modifies:      src, dest
// effects:      removes all elements of src and
//                appends them in reverse order to
//                the end of dest
<E> void appendList(List<E> src, List<E> dest) {
    while (src.size()>0) {
        E elt = src.remove(src.size()-1);
        dest.add(elt)
    }
}
```

What happens if src and dest refer to the same thing?

This is *aliasing*

It's easy to forget!

Watch out for shared references in inputs

Heuristic: Clear (glass, white)-box testing

Goal:

Ensure test suite covers (executes) all of the program
Measure quality of test suite with % coverage

Assumption:

high coverage → few mistakes in the program
(Assuming no errors in test suite oracle [expected output].)

Focus: features not described by specification

Control-flow details

Performance optimizations

Alternate algorithms for different cases

Glass-box Motivation

There are some subdomains that black-box testing won't catch:

```
boolean[] primeTable = new boolean[CACHE_SIZE];

boolean isPrime(int x) {
    if (x > CACHE_SIZE) {
        for (int i=2; i < x/2; i++) {
            if (x%i==0) return false;
        }
        return true;
    } else {
        return primeTable[x];
    }
}
```

Important transition around $x = \text{CACHE_SIZE}$

Glass Box Testing: Advantages

Finds an important class of boundaries

Yields useful test cases

Consider `CACHE_SIZE` in `isPrime` example

Need to check numbers on each side of `CACHE_SIZE`

`CACHE_SIZE-1`, `CACHE_SIZE`, `CACHE_SIZE+1`

If `CACHE_SIZE` is mutable, we may need to test with different `CACHE_SIZES`

Disadvantages?

Tests may have same bugs as implementation

Code coverage: what is enough?

```
static int min (int a, int b) {  
    int r = a;  
    if (a <= b) {  
        r = a;  
    }  
    return r;  
}
```

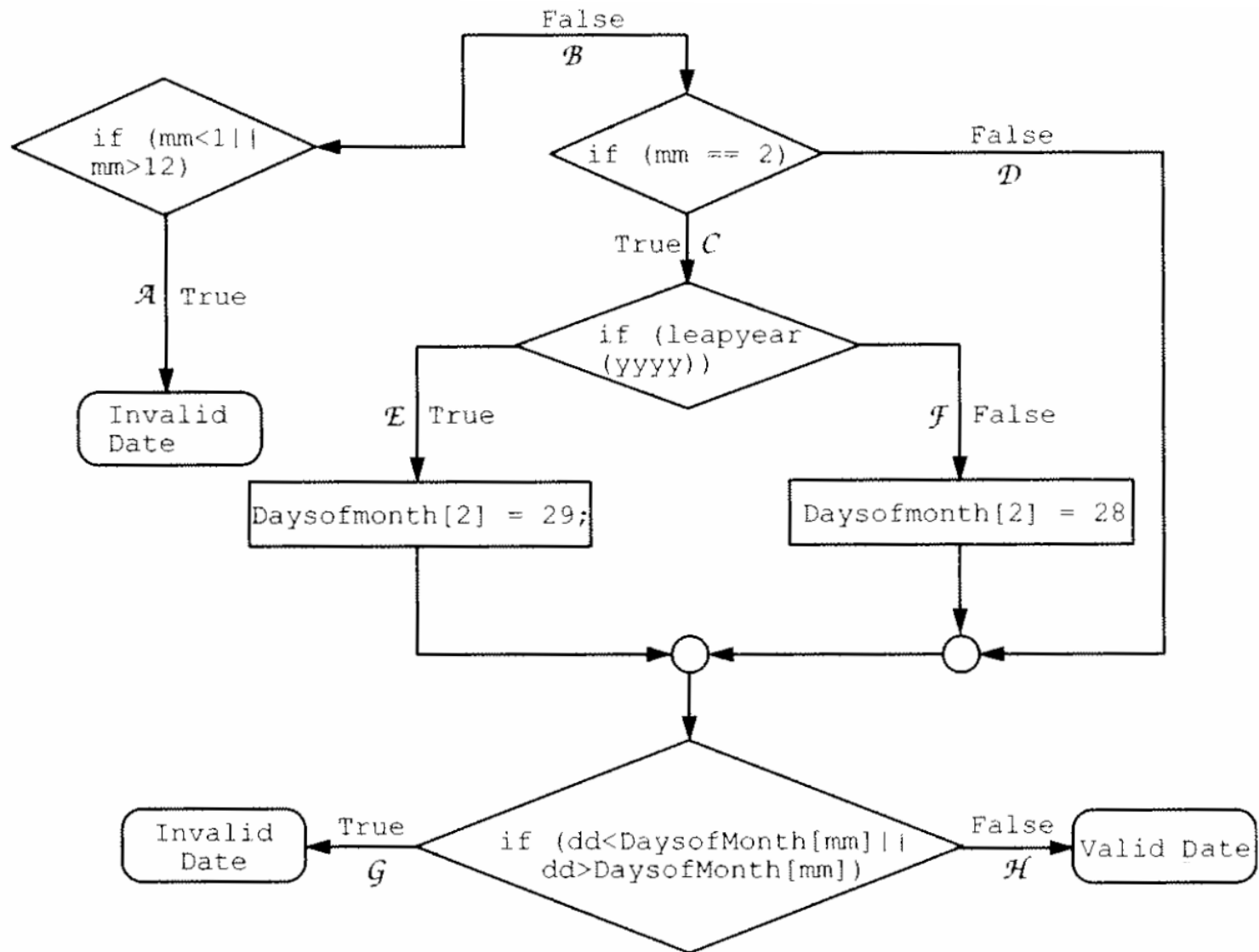
Consider any test with $a \leq b$ (e.g., `min(1,2)`)

It executes every instruction

It misses the bug

Statement coverage is not enough

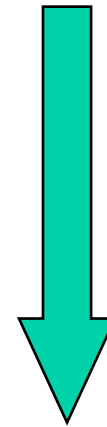
Path coverage example



Varieties of coverage

Covering **all of the program**

Statement coverage
Branch coverage
Decision coverage
Loop coverage
Condition/Decision coverage
Path coverage



increasing
number of
test cases
(more or
less)

Limitations of coverage:

1. 100% coverage is not always a reasonable target
100% may be unattainable (dead code)
High cost to approach the limit
2. Coverage is just a heuristic
We really want the revealing subdomains

Pragmatics: Regression Testing

Whenever you find a bug

Store the input that elicited that bug, plus the correct output

Add these to the test suite

Verify that the test suite fails

Fix the bug

Verify the fix

Ensures that your fix solves the problem

Don't add a test that succeeded to begin with!

Helps to populate test suite with good tests

Protects against reversions that reintroduce bug

It happened at least once, and it might happen again

Rules of Testing

First rule of testing: ***Do it early and do it often***

Best to catch bugs soon, before they have a chance to hide.

Automate the process if you can

Regression testing will save time

Second rule of testing: ***Be systematic***

If you randomly thrash, bugs will hide in the corner until you're gone

Writing tests is a good way to understand the spec (this is part of the rationale behind Test-Driven Design (TDD))

Think about revealing domains and boundary cases

If the spec is confusing → write more tests

Spec can be buggy too

Incorrect, incomplete, ambiguous, and missing corner cases

When you find a bug → write a test for it first and then fix it

Summary

Testing matters

You need to convince others that module works

Catch problems earlier

Bugs become obscure beyond the unit they occur in

Don't confuse volume with quality of test data

Can lose relevant cases in mass of irrelevant ones

Look for revealing subdomains

Choose test data to cover

Specification (black box testing)

Code (glass box testing)

Testing can't generally prove absence of bugs

But it can increase quality and confidence