
CSE 331

Software Design & Implementation

Hal Perkins

Fall 2015

Java Graphics and GUIs

(Based on slides by Mike Ernst, Dan Grossman, David Notkin, Hal Perkins)

The plan

Today: introduction to Java graphics and Swing/AWT libraries

Then: event-driven programming and user interaction

None of this is comprehensive – only an overview and guide to what you should expect to be out there

- Some standard terminology and perspective

Credits: material taken from many places; including slides and materials by Ernst, Hotan, Mercer, Notkin, Perkins, Stepp; Reges; Sun/Oracle docs & tutorial; Horstmann; Wikipedia; others, folklore,

...

References

Very useful start: Sun/Oracle Java tutorials

- <http://docs.oracle.com/javase/tutorial/uiswing/index.html>

Mike Hoton's slides/sample code from CSE 331 Sp12 (lectures 23, 24 with more extensive widget examples)

- <http://courses.cs.washington.edu/courses/cse331/12sp/lectures/lect23-GUI.pdf>
- <http://courses.cs.washington.edu/courses/cse331/12sp/lectures/lect24-Graphics.pdf>
- <http://courses.cs.washington.edu/courses/cse331/12sp/lectures/lect23-GUI-code.zip>
- <http://courses.cs.washington.edu/courses/cse331/12sp/lectures/lect24-Graphics-code.zip>

Good book that covers this (and much more): *Core Java* vol. I by Horstmann & Cornell

- There are other decent Java books out there too

Why study GUIs?

- Er, because graphical user interfaces are pretty common (duh 😊)
 - And it's fun!
- Classic example of using inheritance to organize large class libraries
 - The best (?) example of OOP's strengths
- Work with a huge API – and learn how (not) to deal with all of it
- Many core design patterns show up: callbacks, listeners, event-driven programs, decorators, façade

What not to do...

- Don't try to learn the whole library: There's way too much
- Don't memorize – look things up as you need them
- Don't miss the main ideas, fundamental concepts
- Don't get bogged down implementing eye candy

Main topics to learn

Organization of the AWT/Swing library

- Names of essential widgets/components

Graphics and drawing

- Repaint callbacks, layout managers, etc.

Handling user events

Building GUI applications

- MVC, user events, updates, ...

A very short history (1)

Java's standard libraries have supported GUIs from the beginning

Original Java GUI: [AWT](#) (Abstract Window Toolkit)

- Limited set of user interface elements (widgets)
- Mapped Java UI to host system UI widgets
- Lowest common denominator
- “Write once, debug everywhere”

A very short history (2)

Swing: Newer GUI library, introduced with Java 2 (1998)

Basic idea: underlying system provides only a blank window

- Swing draws all UI components directly
- Doesn't use underlying system widgets

Not a total replacement for AWT: Swing is implemented on top of core AWT classes and both still coexist

Use Swing, but deal with AWT when you must

GUI terminology

window: A first-class citizen of the graphical desktop

- Also called a *top-level container*
- Examples: *frame*, dialog box, applet

component: A GUI *widget* that resides in a window

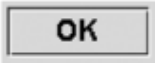






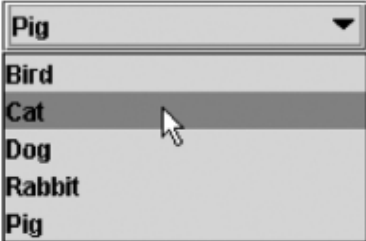

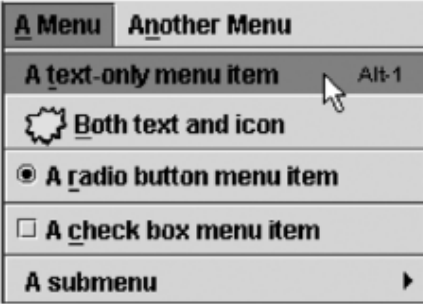






- Called *controls* in many other languages
- Examples: button, text box, label

container: A component that hosts (holds) components

- Examples: frame, applet, *panel*, box

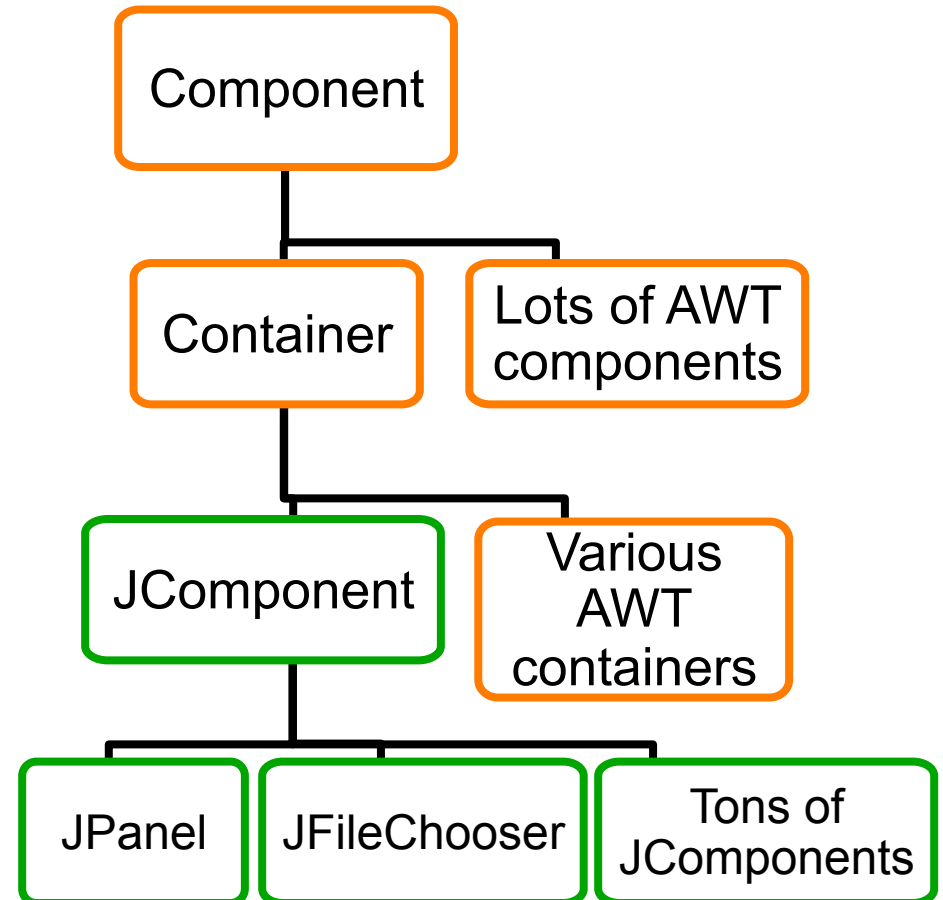


Some components...

<p>JButton</p> 	<p>JCheckBox</p> 	<p>JRadioButton</p> 	<p>JLabel</p> 																		
<p>JTextField</p> 	<p>JSlider</p> 	<p>JToolBar</p> 																			
<p>JComboBox</p> 	<p>JList</p> 	<p>JMenuBar, JMenu, JMenuItem</p> 																			
<p>JColorChooser</p> 	<p>JFileChooser</p> 	<p>JTable</p> <table border="1" data-bbox="1115 1219 1539 1438"> <thead> <tr> <th>First Name</th> <th>Last Name</th> <th>Favorite F</th> </tr> </thead> <tbody> <tr> <td>Jeff</td> <td>Dinkins</td> <td></td> </tr> <tr> <td>Ewan</td> <td>Dinkins</td> <td></td> </tr> <tr> <td>Amy</td> <td>Fowler</td> <td></td> </tr> <tr> <td>Hania</td> <td>Gajewska</td> <td></td> </tr> <tr> <td>David</td> <td>Gearv</td> <td></td> </tr> </tbody> </table>	First Name	Last Name	Favorite F	Jeff	Dinkins		Ewan	Dinkins		Amy	Fowler		Hania	Gajewska		David	Gearv		<p>JTree</p> 
First Name	Last Name	Favorite F																			
Jeff	Dinkins																				
Ewan	Dinkins																				
Amy	Fowler																				
Hania	Gajewska																				
David	Gearv																				

Component and container classes

- Every GUI-related class descends from **Component**, which contains dozens of basic methods and fields
 - Examples: **getBounds**, **isVisible**, **setForeground**, ...
- “Atomic” components: labels, text fields, buttons, check boxes, icons, menu items...
- Many components are **containers** – things like panels (**JPanel**) that can hold nested subcomponents



Swing/AWT inheritance hierarchy

Component (AWT)

Window

Frame

JFrame (Swing)

JDialog

Container

JComponent (Swing)

JButton

JComboBox

JMenuBar

JPopupMenu

JScrollPane

JSplitPane

JToolBar

JTextField

JColorChooser

JLabel

JOptionPane

JProgressBar

JSlider

JTabbedPane

JTree

...

JFileChooser

JList

JPanel

JScrollbar

JSpinner

JTable

JTextArea

Component properties

Zillions. Each has a **get** (or **is**) accessor and a **set** modifier.
Examples: `getColor`, `setFont`, `isVisible`, ...

name	type	description
background	Color	background color behind component
border	Border	border line around component
enabled	boolean	whether it can be interacted with
focusable	boolean	whether key text can be typed on it
font	Font	font used for text in component
foreground	Color	foreground color of component
height, width	int	component's current size in pixels
visible	boolean	whether component can be seen
tooltip text	String	text shown when hovering mouse
size, minimum / maximum / preferred size	Dimension	various sizes, size limits, or desired sizes that the component may take

Types of containers

- Top-level containers: **JFrame**, **JDialog**, ...
 - Often correspond to OS windows
 - Usually a “host” for other components
 - Live at top of UI hierarchy, not nested in anything else
- Mid-level containers: panels, scroll panes, tool bars
 - Sometimes contain other containers, sometimes not
 - **JPanel** is a general-purpose component for drawing or hosting other UI elements (buttons, etc.)
- Specialized containers: menus, list boxes, ...
- Technically, all **JComponents** are containers

JFrame – top-level window

- Graphical window on the screen
- Typically holds (hosts) other components
- Common methods:
 - `JFrame (String title)`: constructor, title optional
 - `setDefaultCloseOperation (int what)`
 - What to do on window close
 - `JFrame.EXIT_ON_CLOSE` terminates application
 - `setSize (int width, int height)`: set size
 - `add (Component c)`: add component to window
 - `setVisible (boolean b)`: make window visible or not

Example

`SimpleFrameMain.java`

JPanel – a general-purpose container

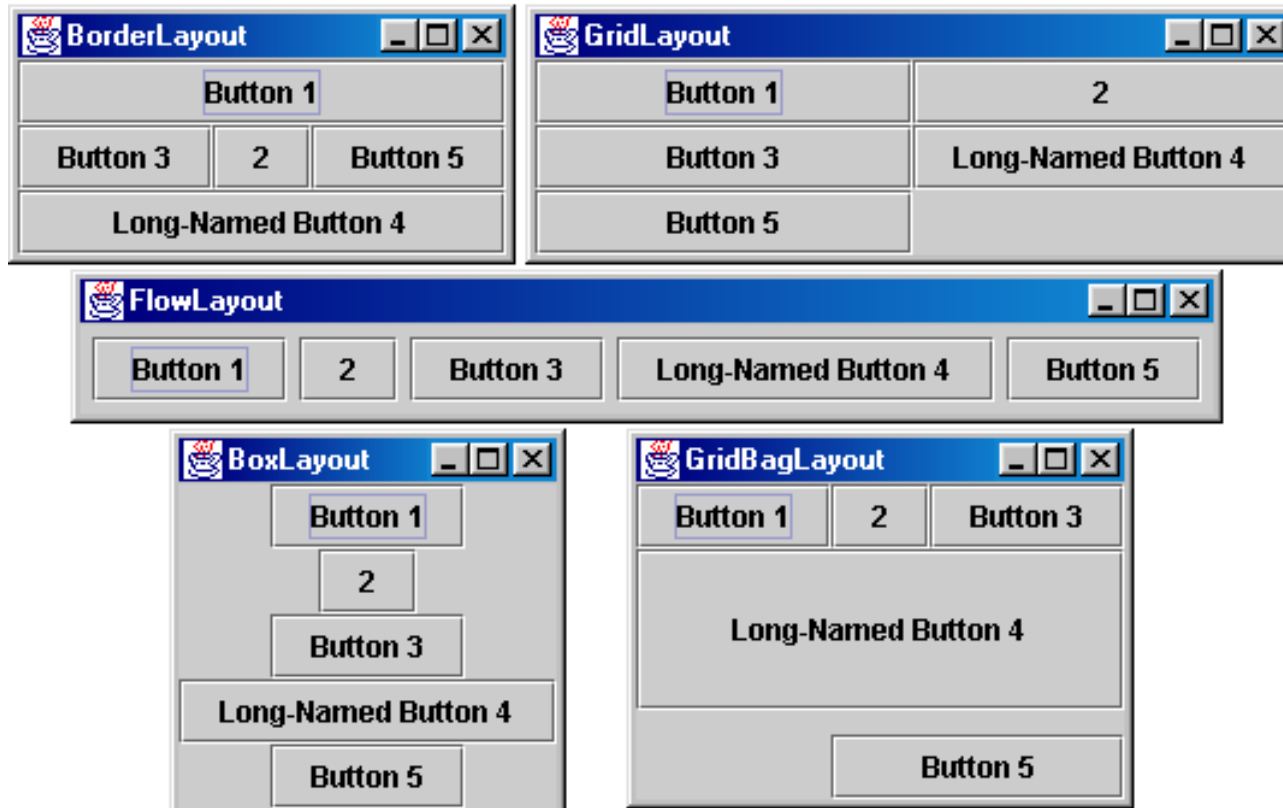
- Commonly used as a place for graphics, or to hold a collection of button, labels, etc.
- Needs to be added to a window or other container:
`frame.add(new JPanel (...))`
- **JPanels** can be nested to any depth
- Many methods/fields in common with **JFrame** (since both inherit from **Component**)
 - Advice: can't find a method/field? Check the superclasses

A particularly useful method:

- `setPreferredSize(Dimension d)`

Containers and layout

- What if we add several components to a container?
 - How are they positioned relative to each other?
- Answer: each container has a *layout manger*



Layout managers

Kinds:

- **FlowLayout** (left to right [changeable], top to bottom)
 - Default for **JPanel**
 - Each row centered horizontally [changeable]
- **BorderLayout** (“center”, “north”, “south”, “east”, “west”)
 - Default for **JFrame**
 - No more than one component in each of 5 regions
 - (Of course, component can itself be a container)
- **GridLayout** (regular 2-D grid)
- Others... (some are incredibly complex)

FlowLayout and **BorderLayout** should be good enough for now...

pack ()

Once all the components are added to their containers, do this to make the window visible:

```
pack () ;  
setVisible (true) ;
```

pack () figures out the sizes of all components and calls the container's layout manager to set locations in the container

– (recursively as needed)

If your window doesn't look right, you may have forgotten **pack ()**

Example

`SimpleLayoutMain.java`

Graphics and drawing

So far so good – and very boring...

What if we want to actually draw something?

- A map, an image, a path, ...?

Answer: Override method `paintComponent`

- Components like `JLabel` provide a suitable `paintComponent` that (in `JLabel`'s case) draws the label text
- Other components like `JPanel` typically inherit an empty `paintComponent` and can override it to draw things

Note: As we'll see, we override `paintComponent` but we *don't* call it

Example

`SimplePaintMain.java`

Graphics methods

Many methods to draw various lines, shapes, etc., ...

Can also draw images (pictures, etc.):

– In the program (***not*** in `paintComponent`):

- Use AWT's "Toolkit" to load an image:

```
Image pic =  
    Toolkit.getDefaultToolkit()  
        .getImage(file-name (with path)) ;
```

– Then in `paintComponent`:

```
g.drawImage(pic, ...) ;
```


Graphics VS Graphics2D

Class `Graphics` was part of the original Java AWT

Has a procedural interface:

```
g.drawRect(...), g.fillOval(...), ...
```

Swing introduced `Graphics2D`

- Added an object interface – create instances of `Shape` like `Line2D`, `Rectangle2D`, etc., and add these to the `Graphics2D` object

Actual parameter to `paintComponent` is always a `Graphics2D`

- Can always cast this parameter from `Graphics` to `Graphics2D`
- `Graphics2D` supports both sets of graphics methods
- Use whichever you like for CSE 331

So who calls `paintComponent`?

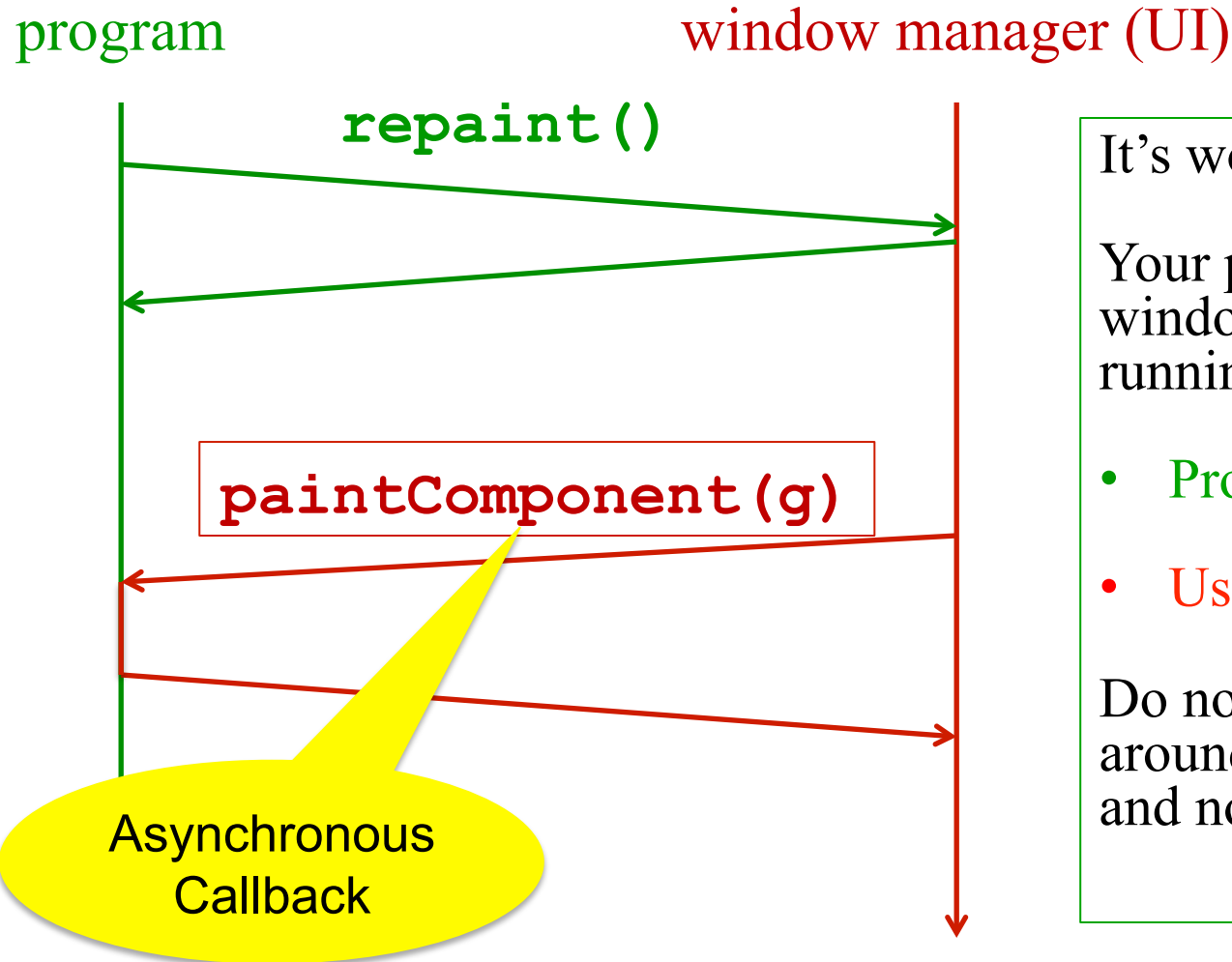
And when??

- Answer: the window manager calls `paintComponent` *whenever it wants!!!* (a callback!)
 - When the window is first made visible, and whenever after that some or all of it needs to be *repainted*
- Corollary: `paintComponent` must **always** be ready to repaint regardless of what else is going on
 - You have no control over when or how often
 - You must store enough information to repaint on demand
- If “you” want to redraw a window, call `repaint()` from the program (*not* from `paintComponent`)
 - Tells the window manager to schedule repainting
 - Window manager will call `paintComponent` when it decides to redraw (soon, but maybe not right away)
 - Window manager may combine several quick `repaint()` requests and call `paintComponent()` only once

Example

FaceMain.java

How repainting happens



It's worse than it looks!

Your program and the window manager are running *concurrently*:

- Program thread
- User Interface thread

Do not attempt to mess around – follow the rules and nobody gets hurt!

Crucial rules for painting

- Always override `paintComponent(g)` if you want to draw on a component
- Always call `super.paintComponent(g)` first
- **NEVER, EVER, EVER** call `paintComponent` yourself
- Always paint the entire picture, from scratch
- Use `paintComponent`'s `Graphics` parameter to do all the drawing. **ONLY** use it for that. Don't copy it, try to replace it, or mess with it. It is quick to anger.
- **DON'T** create new `Graphics` or `Graphics2D` objects

Fine print: Once you are a certified™ wizard, you may find reasons to do things differently, but that requires deeper understanding of the GUI library's structure and specification

What's next – and not

Major topic for next lecture is how to handle user interactions

- We already know the core idea: it's a big-time use of the observer pattern

Beyond that you're on your own to explore all the wonderful widgets in Swing/AWT.

- Have fun!!
- (But don't sink huge amounts of time into eye candy)