

---

# CSE 331

# Software Design & Implementation

Kevin Zatloukal

Summer 2016

Testing

(Based on slides by Mike Ernst, Dan Grossman, David Notkin, Hal Perkins, Zach Tatlock)

---

# How do we ensure correctness?

---

Best practice: use three techniques

## 1. **Tools**

- e.g., type checking, @Override, libraries, etc.

## 2. **Inspection**

- think through your code carefully
- have another person review your code

## 3. **Testing**

- usually >50% of the work in building software

Each removes ~2/3 of bugs. Together >97%

# How do we ensure correctness?

---

No **single activity** or approach can guarantee correctness



“Beware of bugs in the above code;  
I have only proved it correct, not tried it.”  
-Donald Knuth, 1977

We need tools **and** inspection **and** testing to ensure correctness

# What can you learn from testing?

---

“Program testing can be used to show the presence of bugs, but never to show their absence!”

*Edsgar Dijkstra*

*Notes on Structured Programming,*  
1970



Testing is essential but it is insufficient by itself

- need tools **and** inspection **and** testing to ensure correctness

# Why you will care about testing

---

- Industry-wide trend toward developers doing more testing
  - 20 years ago we had large test teams
    - developers barely tested their code at all
  - now, test teams are small to nonexistent
    - e.g., Google may not have any
- Reasons for this change:
  1. easy to update products after shipping (users are testers)
  2. often lowered quality expectations (startups, games)
    - some larger companies want to be more like startups
- In all likelihood, you will be expected to test your own code
- This has positive and negative effects...

# It's hard to test your own code

---

Your **psychology** is fighting against you:

- confirmation bias
  - tendency to avoid evidence that you're wrong
- operant conditioning
  - programmers get cookies when the code works
  - testers get cookies when the code breaks

You can avoid some effects of confirmation bias by

**writing your tests before the code**

Not much you can do about operant conditioning

# Outline

---

- Background
- Kinds of testing:
  - black-box testing
  - clear-box testing
  - regression testing
- Basic approach to testing
- Heuristics for good test suites
  - code coverage
- Tools

# Kinds of testing

---

- Testing field has terminology for different kinds of tests
  - we won't discuss all the kinds and terms
- Here are three orthogonal dimensions [so 8 varieties total]:
  - *unit* testing versus *system/integration* testing
    - one module's functionality versus pieces fitting together
  - *black-box* testing versus *clear-box* testing
    - did you look at the code before writing the test?
  - *specification* testing versus *implementation* testing
    - test only behavior guaranteed by specification or other behavior expected for the implementation?



# Unit Testing

---

- A unit test focuses on one class / module (or even less)
  - could write a unit test for a single method
- Tests a single unit in isolation from all others
- Integration tests verify that the modules fit together properly
  - usually don't want these until the units are well tested
    - i.e., unit tests come first

# How is testing done?

---

## Write the test

- 1) Choose input / configuration
- 2) Define the expected outcome

## Run the test

- 3) Run with input and record the outcome
- 4) Compare *observed* outcome to *expected* outcome

# sqrt example

---

```
// throws: IllegalArgumentException if x<0
// returns: approximation to square root of x
public double sqrt(double x) {...}
```

What are some values or ranges of  $x$  that might be worth probing?

$x < 0$  (exception thrown)

$x \geq 0$  (returns normally)

around  $x = 0$  (boundary condition)

perfect squares ( $\text{sqrt}(x)$  an integer), non-perfect squares

$x < \text{sqrt}(x)$  and  $x > \text{sqrt}(x)$  – that's  $x < 1$  and  $x > 1$  (and  $x = 1$ )

*Specific tests: say  $x = -1, 0, 0.5, 1, 4$  (probably want more)*

# What's So Hard About Testing?

---

“Just try it and see if it works...”

```
// requires:  $1 \leq x, y, z \leq 10000$   
// returns: computes some  $f(x, y, z)$   
int procl(int x, int y, int z){...}
```

Exhaustive testing would require 1 trillion runs!

- impractical even for this trivially small problem

Key problem: choosing test suite

- Small enough to finish in a useful amount of time
- Large enough to provide a useful amount of validation

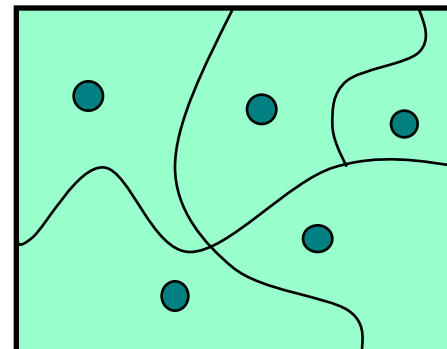
# Approach: Partition the Input Space

---

## Ideal test suite:

Identify sets with “same behavior”

Try one input from each set



## Two problems:

1. Notion of **same behavior** is subtle
  - Naive approach: **execution equivalence**
  - Better approach: **revealing subdomains**
2. Discovering the sets requires perfect knowledge
  - If we had it, we wouldn't need to test
  - Use heuristics to approximate cheaply

# Naive Approach: Execution Equivalence

---

```
// returns:  x < 0      => returns -x
//           otherwise => returns  x
int abs(int x) {
    if (x < 0) return -x;
    else      return  x;
}
```

All  $x < 0$  are **execution equivalent**:

- Program takes same sequence of steps for any  $x < 0$

All  $x \geq 0$  are execution equivalent

Suggests that  $\{-3, 3\}$ , for example, is a good test suite

# Execution Equivalence Can Be Wrong

---

```
// returns:  x < 0      => returns -x
//           otherwise => returns  x
int abs(int x) {
    if (x < -2) return -x;
    else       return  x;
}
```

{-3, 3} does not reveal the error!

Two possible executions:  $x < -2$  and  $x \geq -2$

Three possible behaviors:

- $x < -2$  OK,  $x = -2$  or  $x = -1$  (BAD)
- $x \geq 0$  OK

# Heuristic: Revealing Subdomains

---

- A *subdomain* is a subset of possible inputs
- A subdomain is *revealing* for error  $E$  if either:
  - *every* input in that subdomain triggers error  $E$ , *or*
  - *no* input in that subdomain triggers error  $E$
- Need test only one input from a given subdomain
  - if subdomains cover the entire input space, we are *guaranteed* to detect the error if it is present
- The trick is to *guess* these revealing subdomains



# Example

---

For buggy `abs`, what are revealing subdomains?

- Value tested on is a good (clear-box) hint

```
// returns:  x < 0      => returns -x
//           otherwise => returns  x
```

```
int abs(int x) {
    if (x < -2) return -x;
    else      return x;
}
```

Example sets of subdomains:

- Which is best?

```
... {-2} {-1} {0} {1} ...
{..., -4, -3} {-2, -1} {0, 1, ...}
```

Why *not*: {..., -6, -5, -4} {-3, -2, -1} {0, 1, 2, ...}

# Heuristics for Designing Test Suites

---

A good heuristic gives:

- few subdomains
- for all errors in some class of errors  $E$ : high probability that some subdomain is revealing for  $E$  and triggers  $E$

Different heuristics target different classes of errors

- in practice, combine multiple heuristics
  - (we will see several)
- a way to think about and communicate your test choices

# Black-Box Testing

---

Heuristic: Explore alternate cases in the specification

Procedure is a **black box**: specification visible, internals hidden

Example

```
// returns: a > b => returns a  
//          a < b => returns b  
//          a = b => returns a  
int max(int a, int b) {...}
```

3 cases lead to 3 tests

$(4, 3) \Rightarrow 4$  (i.e. any input in the subdomain  $a > b$ )  
 $(3, 4) \Rightarrow 4$  (i.e. any input in the subdomain  $a < b$ )  
 $(3, 3) \Rightarrow 3$  (i.e. any input in the subdomain  $a = b$ )

# Black Box Testing: Advantages

---

Process is not influenced by component being tested

- avoids psychological biases we discussed earlier
- can only do this for your own code if you **write tests first**

Robust with respect to changes in implementation

- test data need not be changed when code is changed

Allows others to test the code (rare nowadays)

# More Complex Example

---

Write tests based on cases in the specification

```
// returns: the smallest i such
//           that a[i] == value
// throws:  Missing if value is not in a
int find(int[] a, int value) throws Missing
```

Two obvious tests:

( [4, 5, 6], 5 ) => 1

( [4, 5, 6], 7 ) => throw Missing

Have we captured all the cases?

( [4, 5, 5], 5 ) => 1

Must hunt for multiple cases

- Including scrutiny of effects and modifies

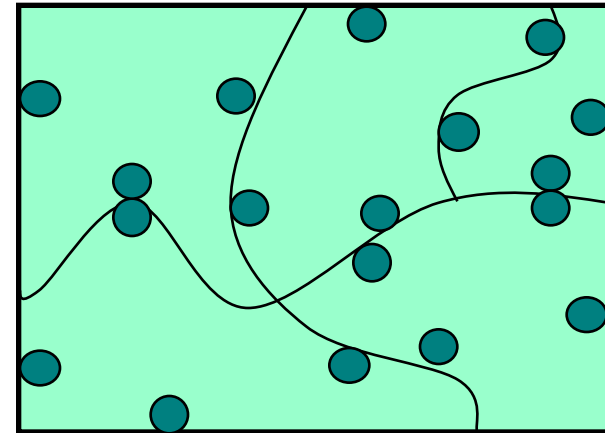
# Heuristic: Boundary Testing

---

Create tests at the edges of subdomains

Why?

- Off-by-one bugs
- “Empty” cases (0 elements, null, ...)
- Overflow errors in arithmetic
- Object aliasing



Small subdomains at the edges of the “main” subdomains have a high probability of revealing many common errors

- also, you might have misdrawn the boundaries

# Boundary Testing

---

To define the boundary, need a notion of **adjacent inputs**

Example approach:

- identify basic operations on input points
- two points are adjacent if one basic operation apart

Point is on a boundary if either:

- there exists an adjacent point in a different subdomain
- some basic operation cannot be applied to the point

Example: list of integers

- basic operations: *create*, *append*, *remove*
- adjacent points:  $\langle [2,3], [2,3,3] \rangle$ ,  $\langle [2,3], [2] \rangle$
- boundary point:  $[ ]$  (can't apply *remove*)

# Other Boundary Cases

---

## Arithmetic

- smallest/largest values
- zero

## Objects

- null
- list containing itself
- same object passed as multiple arguments (aliasing)

All of these are common cases where bugs lurk

- you'll find more as you encounter more bugs



# Boundary Cases: Arithmetic Overflow

---

```
// returns: |x|  
public int abs(int x) {...}
```

What are some values or ranges of  $x$  that might be worth probing?

- $x < 0$  (flips sign) or  $x \geq 0$  (returns unchanged)
- Around  $x = 0$  (boundary condition)
- *Specific tests: say  $x = -1, 0, 1$*

*How about...*

```
int x = Integer.MIN_VALUE; // x=-2147483648  
System.out.println(x<0); // true  
System.out.println(Math.abs(x)<0); // also true!
```

From Javadoc for `Math.abs`:

Note that if the argument is equal to the value of `Integer.MIN_VALUE`, the most negative representable int value, the result is that same value, which is negative

# Boundary Cases: Duplicates & Aliases

---

```
// modifies: src, dest
// effects:  removes all elements of src and
//           appends them in reverse order to
//           the end of dest
<E> void appendList(List<E> src, List<E> dest) {
    while (src.size()>0) {
        E elt = src.remove(src.size()-1);
        dest.add(elt);
    }
}
```

What happens if `src` and `dest` refer to the same object?

- this is *aliasing*
- it's easy to forget!
- watch out for shared references in inputs

# Heuristic: Clear (glass, white)-box testing

---

*Focus* on features not described by specification

- control-flow details (e.g., conditions of “if” statements in code)
- performance optimizations
- alternate algorithms for different cases

Common *goal* is high code coverage:

- ensure test suite covers (executes) all of the program
- assess quality of test suite with % *coverage*
  - tools to measure this for you

*Assumption* implicit in goal:

- if high coverage, then most mistakes discovered
- not perfect but widely used

# Clear-box Motivation

---

There are some subdomains that black-box testing won't catch:

```
boolean[] primeTable = new boolean[CACHE_SIZE];

boolean isPrime(int x) {
    if (x > CACHE_SIZE) {
        for (int i=2; i <= x/2; i++) {
            if (x % i == 0)
                return false;
        }
        return true;
    } else {
        return primeTable[x];
    }
}
```

# Clear Box Testing: [Dis]Advantages

---

- Finds an important class of boundaries
  - yields useful test cases
- Consider `CACHE_SIZE` in `isPrime` example
  - important tests `CACHE_SIZE-1`, `CACHE_SIZE`, `CACHE_SIZE+1`
  - if `CACHE_SIZE` is mutable, may need to test with different `CACHE_SIZE` values

## Disadvantage:

- buggy code tricks you into thinking it's right once you look at it
  - (confirmation bias)
- can end up with tests having same bugs as implementation
- so also write tests before looking at the code

# Code coverage: what is enough?

---

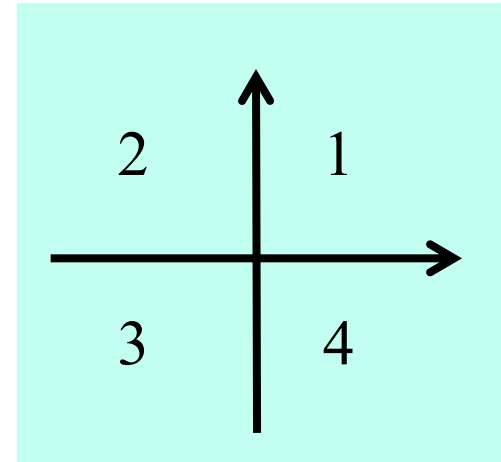
```
int min(int a, int b) {  
    int r = a;  
    if (a <= b) {  
        r = a;  
    }  
    return r;  
}
```

- Consider any test with  $a \leq b$  (e.g., `min(1,2)`)
  - executes every instruction
  - misses the bug
- *Statement coverage* is not enough

# Code coverage: what is enough?

---

```
int quadrant(int x, int y) {
    int ans;
    if (x >= 0)
        ans=1;
    else
        ans=2;
    if (y < 0)
        ans=4;
    return ans;
}
```



- Consider two-test suite: (2,-2) and (-2,2). Misses the bug.
- *Branch coverage* (all tests “go both ways”) is not enough
  - here, *path coverage* is enough (there are 4 paths)

# Code coverage: what is enough?

---

```
int countPositive(int[] a) {
    int ans = 0;
    for (int x : a) {
        if (x > 0)
            ans = 1; // should be ans += 1;
    }
    return ans;
}
```

- Consider two-test suite: {0,0} and {1}. Misses the bug.
- Or consider one-test suite: {0,1,0}. Misses the bug.
- *Branch coverage* is not enough
  - here, *path coverage* is enough, but *no bound* on path-count!



# Code coverage: what is enough?

---

```
int sumOfThree(int a, int b, int c) {  
    return a+b;  
}
```

- *Path coverage* is not enough
  - consider test suites where **c** is always 0
- Typically a “moot point” since path coverage is unattainable for realistic programs
  - but do not assume a tested path is correct
  - even though it is more likely correct than an untested path
- Another example: buggy **abs** method from earlier in lecture

# Varieties of coverage

---

Various coverage metrics (there are more):

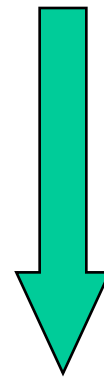
Statement coverage

Branch coverage

*Loop coverage*

*Condition/Decision coverage*

Path coverage



increasing  
number of  
test cases  
required  
(generally)

Limitations of coverage:

1. 100% coverage is not always a reasonable target
  - may be *high cost* to approach 100%
2. Coverage is *just a heuristic*
  - we really want the revealing subdomains

# Pragmatics: Regression Testing

---

- Whenever you find a bug
  - store the input that elicited that bug, plus the correct output
  - add these to the test suite
  - verify that the test suite fails
  - fix the bug
  - verify the fix
- Ensures that your fix solves the problem
  - don't add a test that succeeded to begin with!
    - another reason to try to write tests before coding
- Protects against reversions that reintroduce bug
  - it happened at least once, and it might happen again (especially when trying to change the code in the future)

# Summary of Heuristics

---

- Test boundaries appearing in the specification
- Test boundaries appearing in the implementation
- Test boundaries that commonly lead to errors
- Tests to exercise every branch of the code
  - all paths would be even nicer (but not always possible)
- Test any cases that caused bugs before (to avoid regression)

On the other hand, don't confuse *volume* with *quality* of tests

- look for revealing subdomains
- want tests in every subdomain not lots of tests in just one

# Testing Tools

---

- Modern development ecosystems have built-in support for testing
- Your homework introduces you to Junit
  - standard framework for testing in Java
- You will see more sophisticated tools in industry
  - systems that ensure tests pass **before** code is submitted
  - libraries for creating fake implementations of other modules
  - automated tools to test on every platform
  - automated tools to find severe bugs (using AI)
  - ...

# Testing Tips

---

- Write tests both **before** and **after** you write the code
  - (clear-box tests come afterward)
- Be systematic: think through revealing subdomains & test **each one**
- Test your tests
  - try putting a bug in to make sure the test catches it
- Test code is different from regular code
  - changeability is less important; **correctness** is more important
  - do not write **any test code** that is not obviously correct
    - otherwise, you need to test that code too!
    - unlike in regular code, it's *okay* to repeat yourself in tests