

CSE 331

Software Design and Implementation

Lecture 21

Design Patterns 2

Zach Tatlock / Winter 2016

Outline

- ✓ Introduction to design patterns
- ✓ Creational patterns (constructing objects)
- ⇒ Structural patterns (controlling heap layout)
- Behavioral patterns (affecting object semantics)

Structural patterns: Wrappers

A **wrapper** translates between incompatible interfaces

Wrappers are a thin veneer over an encapsulated class

- Modify the interface
- Extend behavior
- Restrict access

The encapsulated class does most of the work

Pattern	Functionality	Interface
Adapter	same	different
Decorator	different	same
Proxy	same	same

Some wrappers have qualities of more than one of adapter, decorator, and proxy

Adapter

Change an interface without changing functionality

- Rename a method
- Convert units
- Implement a method in terms of another

Example: angles passed in radians vs. degrees

Example: use “old” method names for legacy code

Adapter example: scaling rectangles

We have this `Rectangle` interface

```
interface Rectangle {  
    // grow or shrink this by the given factor  
    void scale(float factor);  
    ...  
    float getWidth();  
    float area();  
}
```

Goal: client code wants to use this library to “implement” `Rectangle` without rewriting code that uses `Rectangle`:

```
class NonScaleableRectangle { // not a Rectangle  
    void setWidth(float width) { ... }  
    void setHeight(float height) { ... }  
    // no scale method  
    ...  
}
```

Adapter: Use subclassing

```
class ScaleableRectangle1
    extends NonScaleableRectangle
    implements Rectangle {
void scale(float factor) {
    setWidth(factor * getWidth());
    setHeight(factor * getHeight());
}
}
```

Adapter: use delegation

Delegation: forward requests to another object

```
class ScaleableRectangle2 implements Rectangle {
    NonScaleableRectangle r;
    ScaleableRectangle2(float w, float h) {
        this.r = new NonScaleableRectangle(w,h);
    }

    void scale(float factor) {
        r.setWidth(factor * r.getWidth());
        r.setHeight(factor * r.getHeight());
    }

    float getWidth() { return r.getWidth(); }
    float circumference() {
        return r.circumference();
    }
    ...
}
```

Subclassing vs. delegation

Subclassing

- automatically gives access to **all methods** of superclass
- **built in** to the language (syntax, efficiency)

Delegation

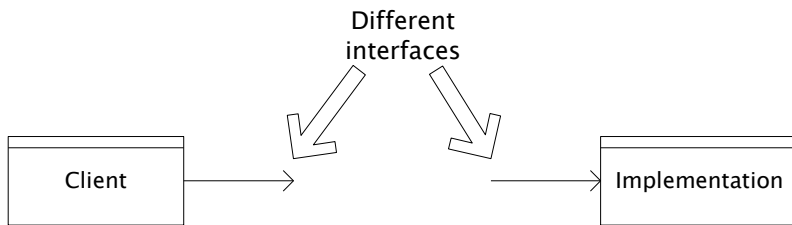
- permits **removal** of methods (compile-time checking)
- objects of **arbitrary concrete classes** can be wrapped
- **multiple** wrappers can be composed

Delegation vs. *composition*

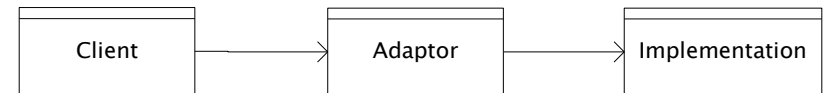
- Differences are subtle
- For CSE 331, consider them equivalent (?)

Types of adapter

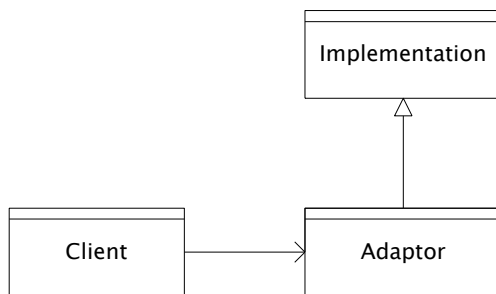
Goal of adapter:
connect incompatible interfaces



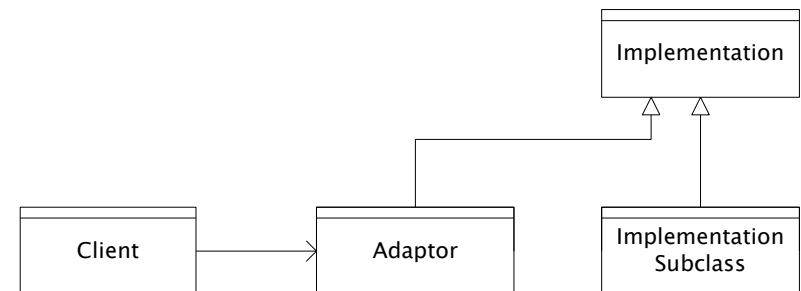
Adapter with delegation



Adapter with subclassing



Adapter with subclassing: no extension is permitted



Decorator

- Add functionality without changing the interface
- Add to existing methods to do something additional
 - (while still preserving the previous specification)
- Not all subclassing is decoration

Decorator example: Bordered windows

```
interface Window {
    // rectangle bounding the window
    Rectangle bounds();
    // draw this on the specified screen
    void draw(Screen s);
    ...
}

class WindowImpl implements Window {
    ...
}
```

Bordered window implementations

Via subclassing:

```
class BorderedWindow1 extends WindowImpl {  
    void draw(Screen s) {  
        super.draw(s);  
        bounds().draw(s);  
    }  
}
```

Delegation permits multiple borders on a window, or a window that is both bordered and shaded

Via delegation:

```
class BorderedWindow2 implements Window {  
    Window innerWindow;  
    BorderedWindow2(Window innerWindow) {  
        this.innerWindow = innerWindow;  
    }  
    void draw(Screen s) {  
        innerWindow.draw(s);  
        innerWindow.bounds().draw(s);  
    }  
}
```

A decorator can remove functionality

Remove functionality without changing the interface

Example: `UnmodifiableList`

- What does it do about methods like `add` and `put`?

Problem: `UnmodifiableList` is a Java subtype, but not a true subtype, of `List`

Decoration via delegation can create a class with no Java subtyping relationship, which is often desirable

Proxy

- Same interface *and* functionality as the wrapped class
 - So, uh, why wrap it?...
- Control access to other objects
 - Communication: manage network details when using a remote object
 - Locking: serialize access by multiple clients
 - Security: permit access only if proper credentials
 - Creation: object might not yet exist (creation is expensive)
 - Hide latency when creating object
 - Avoid work if object is never used

Composite pattern

- Composite permits a client to manipulate either an *atomic* unit or a *collection* of units in the same way
 - So no need to “always know” if an object is a collection of smaller objects or not
- Good for dealing with “part-whole” relationships
- An extended example...

Composite example: Bicycle

- Bicycle
 - Wheel
 - Skewer
 - Lever
 - Body
 - Cam
 - Rod
 - Hub
 - Spokes
 - Nipples
 - Rim
 - Tape
 - Tube
 - Tire
 - Frame
 - Drivetrain
 - ...

Methods on components

```
abstract class BicycleComponent {
    int weight();
    float cost();
}
class Skewer extends BicycleComponent {
    float price;
    float cost() { return price; }
}
class Wheel extends BicycleComponent {
    float assemblyCost;
    Skewer skewer;
    Hub hub;
    ...
    float cost() {
        return assemblyCost + skewer.cost()
            + hub.cost() + ...;
    }
}
```

Composite example: Libraries

Library

Section (for a given genre)

Shelf

Volume

Page

Column

Word

Letter

```
interface Text {
    String getText();
}
class Page implements Text {
    String getText() {
        ... return concatenation of column texts ...
    }
}
```

Outline

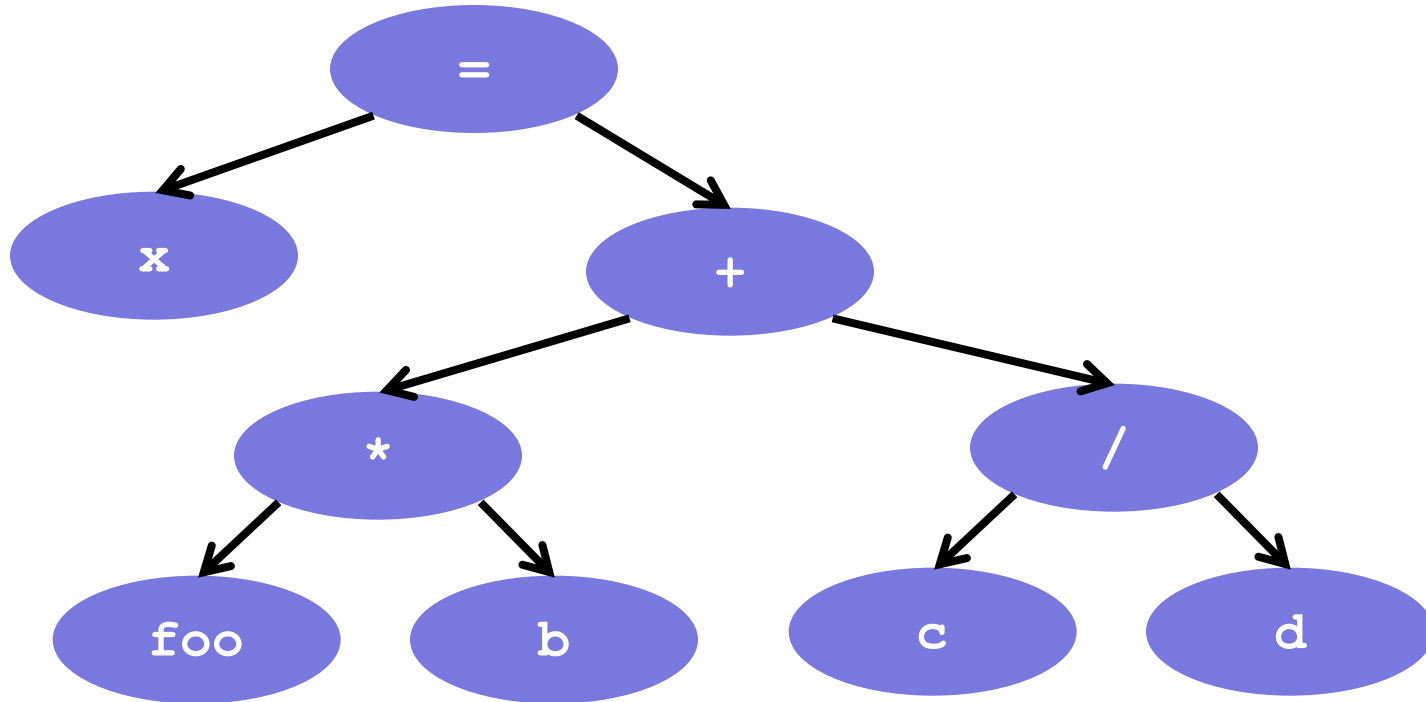
- ✓ Introduction to design patterns
- ✓ Creational patterns (constructing objects)
- ✓ Structural patterns (controlling heap layout)
- ⇒ Behavioral patterns (affecting object semantics)
 - Already seen: Observer
 - Will just do 2-3 related ones

Traversing composites

- Goal: perform operations on all parts of a composite
- Idea: generalize the notion of an iterator – process the components of a composite in an order appropriate for the application
- Example: arithmetic expressions in Java
 - How do we represent, say, $x = \text{foo} * b + c / d;$
 - How do we traverse/process these expressions?

Representing Java code

```
x = foo * b + c / d;
```

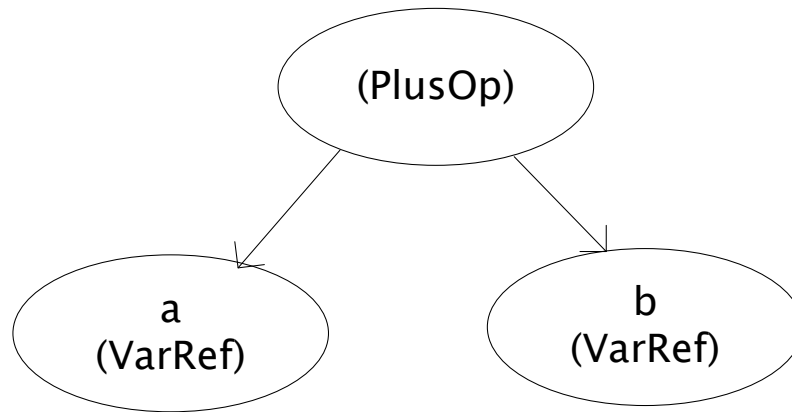


Abstract syntax tree (AST) for Java code

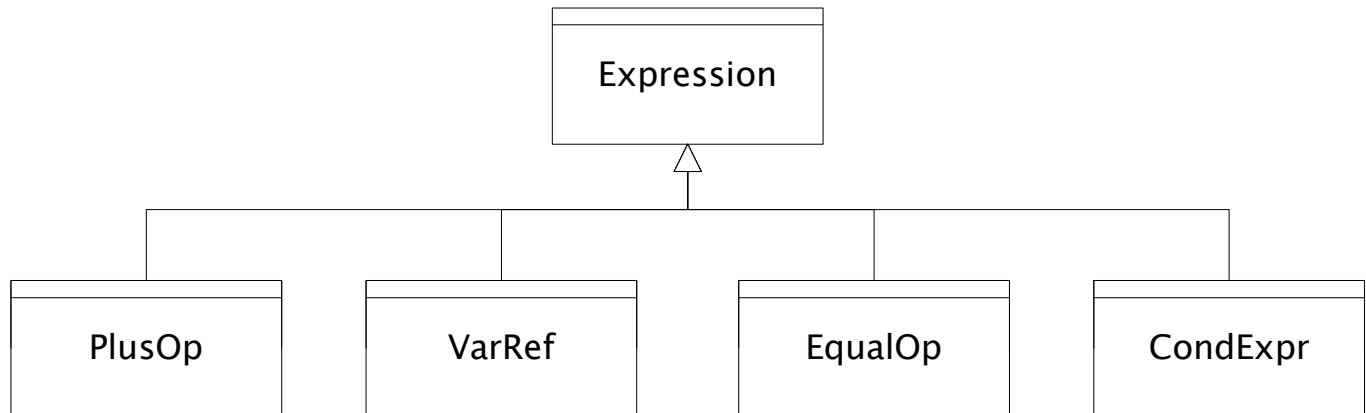
```
class PlusOp extends Expression { // + operation
    Expression leftExp;
    Expression rightExp;
}
class VarRef extends Expression { // variable use
    String varname;
}
class EqualOp extends Expression { // test a==b;
    Expression leftExp; // left-hand side: a in a==b
    Expression rightExp; // right-hand side: b in a==b
}
class CondExpr extends Expression { // a?b:c
    Expression testExp;
    Expression thenExp;
    Expression elseExp;
}
```

Object model vs. type hierarchy

- AST for **a + b**:



- Class hierarchy for **Expression**:



Operations on abstract syntax trees

Need to write code for each entry in this table

		Types of Objects	
		CondExpr	EqualOp
Operations	typecheck		
	print		

- Question: Should we group together the code for a particular operation or the code for a particular expression?
 - That is, do we group the code into rows or columns?
- Given an operation and an expression, how do we “find” the proper piece of code?

Interpreter and procedural patterns

Interpreter: collects code for similar **objects**, spreads apart code for similar operations

- Makes it easy to add types of objects, hard to add operations
- An instance of the **Composite** pattern

Procedural: collects code for similar **operations**, spreads apart code for similar objects

- Makes it easy to add operations, hard to add types of objects
- The **Visitor** pattern is a variety of the procedural pattern

(See also many offerings of CSE341 for an extended take on this question

- Statically typed functional languages help with procedural whereas statically typed object-oriented languages help with interpreter)

Interpreter pattern

	Objects	
	CondExpr	EqualOp
typecheck		
print		

Add a method to each class for each supported operation

```
abstract class Expression {  
    ...  
    Type typecheck();  
    String print();  
}  
class EqualOp extends Expression {  
    ...  
    Type typecheck() { ... }  
    String print() { ... }  
}  
class CondExpr extends Expression {  
    ...  
    Type typecheck() { ... }  
    String print() { ... }  
}
```

Dynamic dispatch chooses the right implementation, for a call like `e.typeCheck()`

Overall type-checker spread across classes

Procedural pattern

Objects		
	CondExpr	EqualOp
typecheck		
print		

Create a class per operation, with a method per operand type

```
class Typecheck {
    Type typeCheckCondExpr (CondExpr e) {
        Type condType = typeCheckExpr (e.condition);
        Type thenType = typeCheckExpr (e.thenExpr);
        Type elseType = typeCheckExpr (e.elseExpr);
        if (condType.equals (BoolType) &&
            thenType.equals (elseType))
            return thenType;
        else
            return ErrorType;
    }
    Type typeCheckEqualOp (EqualOp e) {
        ...
    }
}
```

How to invoke the right method for an expression *e*?

Definition of `typeCheckExpr` (using procedural pattern)

```
class Typecheck {  
    ...  
    Type typeCheckExpr(Expression e) {  
        if (e instanceof PlusOp) {  
            return typeCheckPlusOp((PlusOp)e);  
        } else if (e instanceof VarRef) {  
            return typeCheckVarRef((VarRef)e);  
        } else if (e instanceof EqualOp) {  
            return typeCheckEqualOp((EqualOp)e);  
        } else  
            ret  
        } else  
        ...  
    }  
}
```

Maintaining this code is tedious and error-prone

- No help from type-checker to get all the cases (unlike in functional languages)

Cascaded if tests are likely to run slowly (in Java)

Need similar code for each operation

Visitor pattern:

A variant of the procedural pattern

- Nodes (objects in the hierarchy) accept visitors for traversal
- Visitors visit nodes (objects)

```
class SomeExpression extends Expression {  
    void accept(Visitor v) {  
        for each child of this node {  
            child.accept(v);  
        }  
        v.visit(this);  
    }  
}
```

`n.accept(v)` traverses the structure rooted at `n`, performing `v`'s operation on each element of the structure

```
class SomeVisitor extends Visitor {  
    void visit(SomeExpression n) {  
        perform work on n  
    }  
}
```

Example: accepting visitors

```
class VarOp extends Expression {
    ...
    void accept(Visitor v) {
        v.visit(this);
    }
}
class EqualsOp extends Expression {
    ...
    void accept(Visitor v) {
        leftExp.accept(v);
        rightExp.accept(v);
        v.visit(this);
    }
}
class CondOp extends Expression {
    ...
    void accept(Visitor v) {
        testExp.accept(v);
        thenExp.accept(v);
        elseExp.accept(v);
        v.visit(this);
    }
}
```

First visit all children

Then pass “self” back to visitor

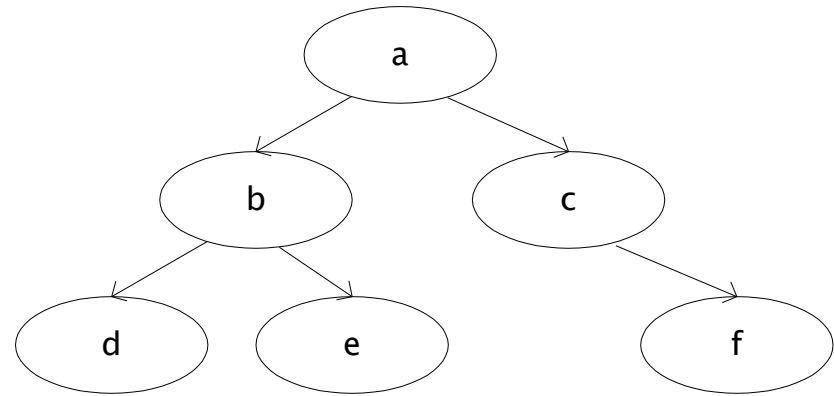
The visitor has a `visit` method for each kind of expression, thus picking the right code for this kind of expression

- Overloading makes this look more magical than it is...

Lets clients provide unexpected visitors

Sequence of calls to accept and visit

a.accept(v)
 b.accept(v)
 d.accept(v)
 v.visit(d)
 e.accept(v)
 v.visit(e)
 v.visit(b)
c.accept(v)
 f.accept(v)
 v.visit(f)
 v.visit(c)
v.visit(a)



Sequence of calls to visit: d, e, b, f, c, a

Example: Implementing visitors

```
class TypeCheckVisitor
  implements Visitor {
  void visit(VarOp e) { ... }
  void visit(EqualsOp e) { ... }
  void visit(CondOp e) { ... }
}
```

```
class PrintVisitor implements
  Visitor {
  void visit(VarOp e) { ... }
  void visit(EqualsOp e) { ... }
  void visit(CondOp e) { ... }
}
```

Now each operation has its cases back together

And type-checker should tell us if we fail to implement an abstract method in Visitor

Again: overloading just a nicety

Again: An OOP workaround for procedural pattern

- Because language/type-checker is not instance-of-test friendly