

CSE 326 Midterm – 04/29/2009

Name _____

Write your full name above. Every other page shares a unique identifier with this one.

Do **not** write any confidential information on this page.

There are 9 questions worth a total of 90 points. Please budget your time so that you earn the most points you can in the allotted 50 minutes. Keep answers brief and to the point.

The exam is closed book, closed notes, etc.

Please keep everything you write for a question on the page allocated for that question (including the back of the same page if necessary). This ensures the questions can be separated from each other for efficient grading.

Limit scrap work to the provided pages.

Please wait to turn the page until everyone is told to begin.

This page is (obviously) for instructor use only.

Score _____ / 90

1. _____ / 10

2. _____ / 10

3. _____ / 10

4. _____ / 10

5. _____ / 10

6. _____ / 10

7. _____ / 10

8. _____ / 10

9. _____ / 10

1) 10 Points

Compute an appropriately tight O (Big-Oh) bound on the running time of each code fragment, in terms of n . Assume integer arithmetic. Circle your answer for each fragment.

```
a) for(i = 0; i < n; i++) {  
    for(j = 0; j < i; j++) {  
        for(k = 0; k < j; k++) {  
            sum++;  
        }  
    }  
}
```

```
b) for(i = 0; i < n; i++) {  
    for(j = 0; j < n; j++) {  
        if(i == j) {  
            for(k = 0; k < i; k++) {  
                sum++;  
            }  
        } else {  
            for(k = 0; k < i * i; k++) {  
                sum++;  
            }  
        }  
    }  
}
```

```
c) for(i = n; i > 0; i = i / 2) {  
    for(j = 0; j < n; j++) {  
        sum++;  
    }  
}
```

```
d) for(i = n; i > 0; i = i - (n / 2)) {  
    for(j = 0; j < n; j++) {  
        for(k = 0; k < n; k++) {  
            sum++;  
        }  
    }  
}
```

2) 10 Points

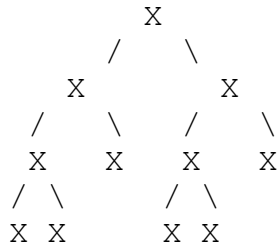
Prove by induction that:

$n^2 \geq 2n$ for every integer $n \geq 2$

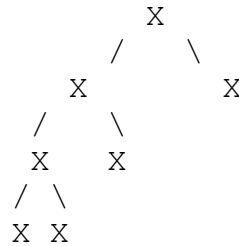
3) 10 Points

Consider the *structure* of *tree a* and *tree b* (node keys are intentionally omitted).

tree a



tree b

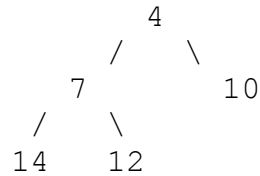


For each question, answer “*tree a*”, “*tree b*”, “*neither*”, or “*both*”.

- Which are perfect?
- Which are complete?
- Which are full?
- Which could be the structure of an array-based binary heap?
- Which could be the structure of a leftist heap?
- Which could be the structure of a skew heap?
- Which could appear within a binomial queue?
- Which could be the structure of a binary search tree?
- Which could be the structure of an AVL tree?
- Which could be the structure of a splay tree?

4) 10 Points

Consider the following binary min-heap:



Perform the following operations in order, drawing the resulting heap after each operation and using it as the starting point for the next operation. You need only show the result of the operation, but showing your work will allow us to award partial credit. If the space here is insufficient, use the back of this sheet (clearly labeling your work). Circle the final state of the queue so we can distinguish it from intermediate work.

a) DeleteMin

b) Insert 9

c) Insert 6

d) DeleteMin

e) DeleteMin

f) Draw an array-based representation of your heap from step *e*.

g) In your array-based representation, what is the index of:

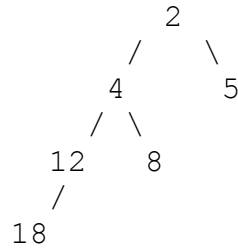
the parent of the node at index i :

the left child of the node at index i :

the right child of the node at index i :

5) 10 Points

Consider the following leftist heap:



Perform the following operations in order, drawing the resulting heap after each operation and using it as the starting point for the next operation. You need only show the result of the operation, but showing your work will allow us to award partial credit. If the space here is insufficient, use the back of this sheet (clearly labeling your work). Circle the final state of the queue so we can distinguish it from intermediate work.

a) Annotate the above tree with the null-path length of each node.

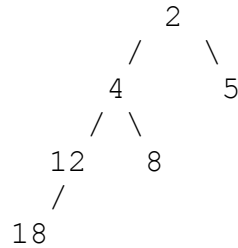
b) Insert 7

c) DeleteMin

d) DeleteMin

6) 10 Points

Consider the following skew heap:



Perform the following operations in order, drawing the resulting heap after each operation and using it as the starting point for the next operation. You need only show the result of the operation, but showing your work will allow us to award partial credit. If the space here is insufficient, use the back of this sheet (clearly labeling your work). Circle the final state of the queue so we can distinguish it from intermediate work.

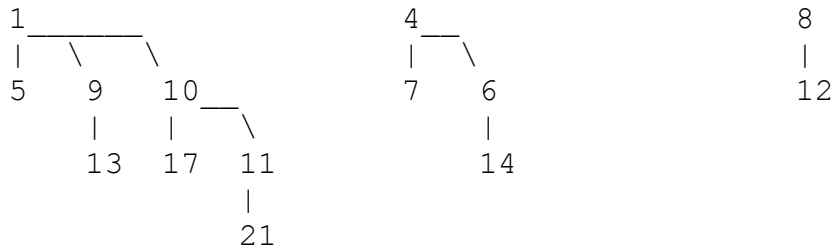
a) Insert 7

b) DeleteMin

c) DeleteMin

7) 10 Points

Consider the following binomial queue min-heap, which currently contains 3 trees:



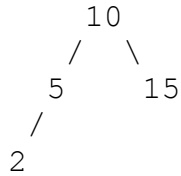
- a) Perform a deleteMin operation on this binomial queue. You need only show the result of the operation, but showing your work will allow us to award partial credit. If the space here is insufficient, use the back of this sheet (clearly labeling your work). Circle the final state of the queue so we can distinguish it from intermediate work.

b) If your answer for step *a* is correct, is it the only possible correct answer? Why?

c) If you merged four identical copies of your result from step *a*, the resulting binomial queue would contain how many trees of what size?

8) 10 Points

Consider the following AVL tree:



Perform the following operations in order, drawing the resulting tree after each operation and using it as the starting point for the next operation. You need only show the result of the operation, but showing your work will allow us to award partial credit. If the space here is insufficient, use the back of this sheet (clearly labeling your work). Circle the final state of the queue so we can distinguish it from intermediate work.

a) Insert 1

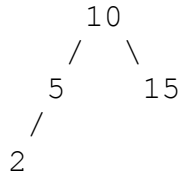
b) Insert 7

c) Insert 13

d) Insert 11

9) 10 Points

Consider the following splay tree:



Perform the following operations in order, drawing the resulting tree after each operation and using it as the starting point for the next operation. You need only show the result of the operation, but showing your work will allow us to award partial credit. If the space here is insufficient, use the back of this sheet (clearly labeling your work). Circle the final state of the queue so we can distinguish it from intermediate work.

a) Insert 1

b) Insert 7

c) Delete 5

This page for scrap work. Remember to note which problem you are working on.

This page for scrap work. Remember to note which problem you are working on.