

CSE 333

Lecture 10 - references, const, classes

Hal Perkins

Department of Computer Science & Engineering

University of Washington



Administrivia

HW2 due a week from tomorrow

<panic>if not started yet</panic>

Midterm exam a week from next Monday(!!!)

New exercise out today, due before class Friday

Section tomorrow: C++, const / references / classes

Look at *C++ Primer* for details and explanations. We won't have time in class to cover everything useful.

Today's goals

Useful C++ features

references, const

Introducing C++ classes

defining, using them

Reminder: pointers

C: a pointer is a variable containing an address

you can change its value to change what it is pointing to

a pointer can contain the address of a different variable

```
int main(int argc, char **argv) {  
    int x = 5, y = 10;  
    int *z = &x;  
  
    *z += 1; // sets x to 6  
    x += 1; // sets x (and therefore *z) to 7  
  
    z = &y; // sets z to the address of y  
    *z += 1; // sets y (and therefore *z) to 11  
  
    return EXIT_SUCCESS;  
}
```

pointer.cc

x	5
----------	---

y	10
----------	----

z	?
----------	---

Reminder: pointers

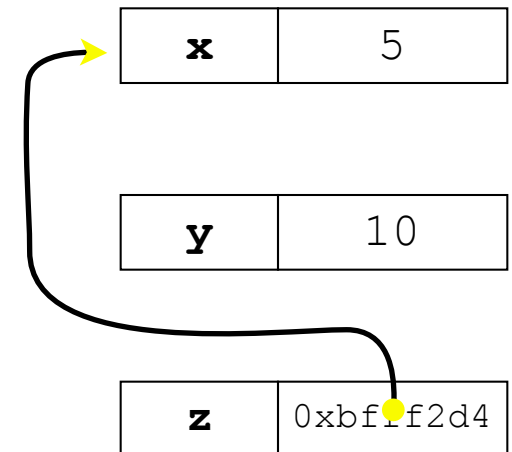
C: a pointer is a variable containing an address

you can change its value to change what it is pointing to

a pointer can contain the address of a different variable

```
int main(int argc, char **argv) {  
    int x = 5, y = 10;  
    int *z = &x;  
  
    *z += 1; // sets x to 6  
    x += 1; // sets x (and therefore *z) to 7  
  
    z = &y; // sets z to the address of y  
    *z += 1; // sets y (and therefore *z) to 11  
  
    return EXIT_SUCCESS;  
}
```

pointer.cc



Reminder: pointers

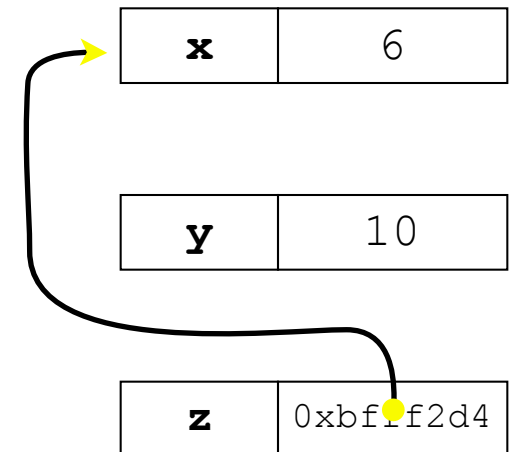
C: a pointer is a variable containing an address

you can change its value to change what it is pointing to

a pointer can contain the address of a different variable

```
int main(int argc, char **argv) {  
    int x = 5, y = 10;  
    int *z = &x;  
  
    *z += 1; // sets x to 6  
    x += 1; // sets x (and therefore *z) to 7  
  
    z = &y; // sets z to the address of y  
    *z += 1; // sets y (and therefore *z) to 11  
  
    return EXIT_SUCCESS;  
}
```

pointer.cc



Reminder: pointers

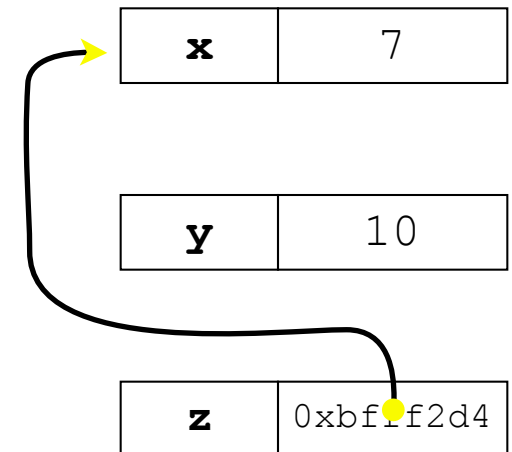
C: a pointer is a variable containing an address

you can change its value to change what it is pointing to

a pointer can contain the address of a different variable

```
int main(int argc, char **argv) {  
    int x = 5, y = 10;  
    int *z = &x;  
  
    *z += 1; // sets x to 6  
    x += 1; // sets x (and therefore *z) to 7  
  
    z = &y; // sets z to the address of y  
    *z += 1; // sets y (and therefore *z) to 11  
  
    return EXIT_SUCCESS;  
}
```

pointer.cc



Reminder: pointers

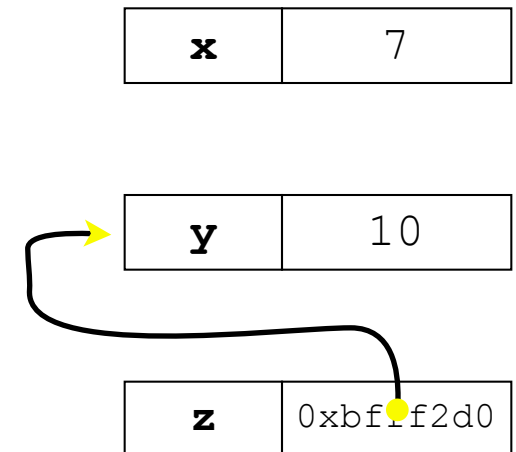
C: a pointer is a variable containing an address

you can change its value to change what it is pointing to

a pointer can contain the address of a different variable

```
int main(int argc, char **argv) {  
    int x = 5, y = 10;  
    int *z = &x;  
  
    *z += 1; // sets x to 6  
    x += 1; // sets x (and therefore *z) to 7  
  
    z = &y; // sets z to the address of y  
    *z += 1; // sets y (and therefore *z) to 11  
  
    return EXIT_SUCCESS;  
}
```

pointer.cc



Reminder: pointers

C: a pointer is a variable containing an address

you can change its value to change what it is pointing to

a pointer can contain the address of a different variable

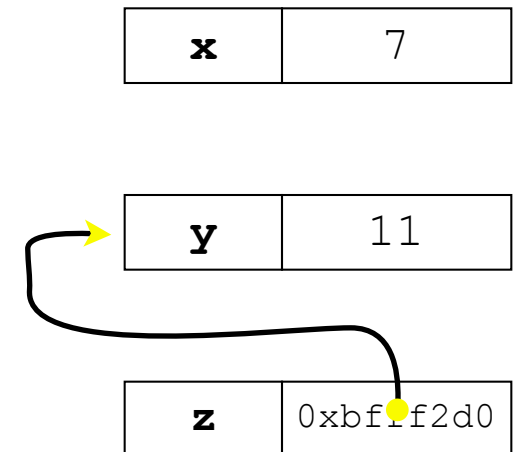
```
int main(int argc, char **argv) {
    int x = 5, y = 10;
    int *z = &x;

    *z += 1; // sets *z (and therefore x) to 6
    x += 1; // sets x (and therefore *z) to 7

    z = &y; // sets z to the address of y
    *z += 1; // sets *z (and therefore y) to 11

    return EXIT_SUCCESS;
}
```

pointer.cc



References

C++: introduces references *as part of the language*

a reference acts like **an alias** for some other variable

alias: another name that is bound to the aliased variable

mutating a reference **is** mutating the referenced variable

```
int main(int argc, char **argv) {
    int x = 5, y = 10;
    int &z = x; // binds the name "z" to variable x

    z += 1; // sets z (and thus x) to 6
    x += 1; // sets x (and thus z) to 7

    z = y; // sets z (and thus x) to the value of y
    z += 1; // sets z (and thus x) to 11

    return EXIT_SUCCESS;
}
```

reference1.cc

x	5
----------	---

y	10
----------	----

References

C++: introduces references as part of the language

a reference is **an alias** for some other variable

alias: another name that is bound to the aliased variable

mutating a reference **is** mutating the referenced variable

```
int main(int argc, char **argv) {
    int x = 5, y = 10;
    int &z = x; // binds the name "z" to variable x

    z += 1; // sets z (and thus x) to 6
    x += 1; // sets x (and thus z) to 7

    z = y; // sets z (and thus x) to the value of y
    z += 1; // sets z (and thus x) to 11

    return EXIT_SUCCESS;
}
```

reference1.cc

x, z	5
-------------	---

y	10
----------	----

References

C++: introduces references as part of the language

a reference is **an alias** for some other variable

alias: another name that is bound to the aliased variable

mutating a reference **is** mutating the referenced variable

```
int main(int argc, char **argv) {
    int x = 5, y = 10;
    int &z = x; // binds the name "z" to variable x

    z += 1; // sets z (and thus x) to 6
    x += 1; // sets x (and thus z) to 7

    z = y; // sets z (and thus x) to the value of y
    z += 1; // sets z (and thus x) to 11

    return EXIT_SUCCESS;
}
```

reference1.cc

x, z	6
-------------	---

y	10
----------	----

References

C++: introduces references as part of the language

a reference is **an alias** for some other variable

alias: another name that is bound to the aliased variable

mutating a reference **is** mutating the referenced variable

```
int main(int argc, char **argv) {
    int x = 5, y = 10;
    int &z = x; // binds the name "z" to variable x

    z += 1; // sets z (and thus x) to 6
    x += 1; // sets x (and thus z) to 7

    z = y; // sets z (and thus x) to the value of y
    z += 1; // sets z (and thus x) to 11

    return EXIT_SUCCESS;
}
```

reference1.cc

x, z	7
-------------	---

y	10
----------	----

References

C++: introduces references as part of the language

a reference is **an alias** for some other variable

alias: another name that is bound to the aliased variable

mutating a reference **is** mutating the referenced variable

```
int main(int argc, char **argv) {
    int x = 5, y = 10;
    int &z = x; // binds the name "z" to variable x

    z += 1; // sets z (and thus x) to 6
    x += 1; // sets x (and thus z) to 7

    z = y; // sets z (and thus x) to the value of y
    z += 1; // sets z (and thus x) to 11

    return EXIT_SUCCESS;
}
```

reference1.cc

x, z	10
-------------	----

y	10
----------	----

References

C++: introduces references as part of the language

a reference is **an alias** for some other variable

alias: another name that is bound to the aliased variable

mutating a reference **is** mutating the referenced variable

```
int main(int argc, char **argv) {
    int x = 5, y = 10;
    int &z = x; // binds the name "z" to variable x

    z += 1; // sets z (and thus x) to 6
    x += 1; // sets x (and thus z) to 7

    z = y; // sets z (and thus x) to the value of y
    z += 1; // sets z (and thus x) to 11

    return EXIT_SUCCESS;
}
```

x, z	11
-------------	----

y	10
----------	----

reference1.cc

Pass by reference

C++ allows you to truly pass-by-reference

client passes in an argument with normal syntax

function uses reference parameters with normal syntax

modifying a reference parameter modifies the caller's argument

```
void swap(int &x, int &y) {  
    int tmp = x;  
    x = y;  
    y = tmp;  
}  
  
int main(int argc, char **argv) {  
    int a = 5, b = 10;  
  
    swap(a, b);  
    cout << "a: " << a << "; b: " << b << endl;  
    return EXIT_SUCCESS;  
}
```

passbyreference.cc

(main) a	5
-----------------	---

(main) b	10
-----------------	----

Pass by reference

C++ allows you to truly pass-by-reference

client passes in an argument with normal syntax

function uses reference parameters with normal syntax

modifying a reference parameter modifies the caller's argument

```
void swap(int &x, int &y) {  
    int tmp = x;  
    x = y;  
    y = tmp;  
}  
  
int main(int argc, char **argv) {  
    int a = 5, b = 10;  
  
    swap(a, b);  
    cout << "a: " << a << "; b: " << b << endl;  
    return EXIT_SUCCESS;  
}
```

passbyreference.cc

(main) a	5
-----------------	---

(main) b	10
-----------------	----

Pass by reference

C++ allows you to truly pass-by-reference

client passes in an argument with normal syntax

function uses reference parameters with normal syntax

modifying a reference parameter modifies the caller's argument

```
void swap(int &x, int &y) {  
    int tmp = x;  
    x = y;  
    y = tmp;  
}  
  
int main(int argc, char **argv) {  
    int a = 5, b = 10;  
  
    swap(a, b);  
    cout << "a: " << a << "; b: " << b << endl;  
    return EXIT_SUCCESS;  
}
```

passbyreference.cc

(swap) tmp	??
-------------------	----

(main) a	5
(swap) x	

(main) b	10
(swap) y	

Pass by reference

C++ allows you to truly pass-by-reference

client passes in an argument with normal syntax

function uses reference parameters with normal syntax

modifying a reference parameter modifies the caller's argument

```
void swap(int &x, int &y) {  
    int tmp = x;  
    x = y;  
    y = tmp;  
}  
  
int main(int argc, char **argv) {  
    int a = 5, b = 10;  
  
    swap(a, b);  
    cout << "a: " << a << "; b: " << b << endl;  
    return EXIT_SUCCESS;  
}
```

passbyreference.cc

(swap)	tmp	5
--------	------------	---

(main)	a	5
(swap)	x	

(main)	b	10
(swap)	y	

Pass by reference

C++ allows you to truly pass-by-reference

client passes in an argument with normal syntax

function uses reference parameters with normal syntax

modifying a reference parameter modifies the caller's argument

```
void swap(int &x, int &y) {  
    int tmp = x;  
    x = y;  
    y = tmp;  
}  
  
int main(int argc, char **argv) {  
    int a = 5, b = 10;  
  
    swap(a, b);  
    cout << "a: " << a << "; b: " << b << endl;  
    return EXIT_SUCCESS;  
}
```

passbyreference.cc

(swap)	tmp	5
--------	------------	---

(main)	a	10
(swap)	x	10

(main)	b	10
(swap)	y	10

Pass by reference

C++ allows you to truly pass-by-reference

client passes in an argument with normal syntax

function uses reference parameters with normal syntax

modifying a reference parameter modifies the caller's argument

```
void swap(int &x, int &y) {  
    int tmp = x;  
    x = y;  
    y = tmp;  
}  
  
int main(int argc, char **argv) {  
    int a = 5, b = 10;  
  
    swap(a, b);  
    cout << "a: " << a << "; b: " << b << endl;  
    return EXIT_SUCCESS;  
}
```

passbyreference.cc

(swap)	tmp	5
--------	------------	---

(main)	a	10
(swap)	x	

(main)	b	5
(swap)	y	

Pass by reference

C++ allows you to truly pass-by-reference

client passes in an argument with normal syntax

function uses reference parameters with normal syntax

modifying a reference parameter modifies the caller's argument

```
void swap(int &x, int &y) {  
    int tmp = x;  
    x = y;  
    y = tmp;  
}  
  
int main(int argc, char **argv) {  
    int a = 5, b = 10;  
  
    swap(a, b);  
    cout << "a: " << a << "; b: " << b << endl;  
    return EXIT_SUCCESS;  
}
```

passbyreference.cc

(main) a	10
-----------------	----

(main) b	5
-----------------	---

const

const: cannot be changed

used much more in C++ than in C

```
void BrokenPrintSquare(const int &i) {  
    i = i*i; // Compiler error here!  
    std::cout << i << std::endl;  
}  
  
int main(int argc, char **argv) {  
    int j = 2;  
    BrokenPrintSquare(j);  
    return EXIT_SUCCESS;  
}  
  
brokenpassbyrefconst.cc
```

const

const's syntax is confusing

```
int main(int argc, char **argv) {
    int x = 5;           // x is an int
    const int y = 6;    // y is a (const int)
    y++;               // compiler error

    const int *z = &y; // z is a (variable pointer) to a (const int)
    *z += 1;          // compiler error
    z++;             // ok

    int *const w = &x; // w is a (const pointer) to a (variable int)
    *w += 1;          // ok
    w++;             // compiler error

    const int *const v = &x; // v is a (const pointer) to a (const int)
    *v += 1;          // compiler error
    v++;             // compiler error

    return EXIT_SUCCESS;
}
```

constmadness.cc

style guide tip

use const reference parameters for input values

particularly for large values

use pointers for output parameters

input parameters first, then output parameters last

```
#include <cstdlib>

void CalcArea(const int &width, const int &height,
              int *const area) {
    *area = width * height;
}

int main(int argc, char **argv) {
    int w = 10, h = 20, a;

    CalcArea(w, h, &a);
    return EXIT_SUCCESS;
}
```

styleguide.cc

When to use references?

A stylistic choice

not something mandated by the C++ language

Google C++ style guide suggests:

input parameters:

either use values (for primitive types like int)

or use const references (for complex structs / object instances)

output parameters

use const pointers (i.e., unchangeable pointers referencing changeable data – see previous slide)

virality of const

OK to pass

a pointer to non-const

to a function that expects

a pointer to const

not OK to pass

a pointer to a const

to a function that expects

a pointer to a non-const

```
#include <iostream>

void foo(const int *y) {
    std::cout << *y << std::endl;
}

void bar(int *y) {
    std::cout << *y << std::endl;
}

int main(int argc, char **argv) {
    const int a = 10;
    int b = 20;

    foo(&b);    // OK
    bar(&a);    // not OK

    return 0;
}
```

Classes

class declaration syntax (in a .h file)

```
class Name {  
    public:  
        members;  
    private:  
        members;  
};
```

class member definition syntax (in a .cc file)

```
returntype classname::methodname(parameters) {  
    statements;  
}
```

You can name your .cc, .h file anything (unlike Java)

- ▶ typically name them Classname.cc, Classname.h

.h file

```
#ifndef _POINT_H_
#define _POINT_H_

class Point {
public:
    Point(const int x, const int y); // constructor
    int get_x() const { return x_; } // inline member function
    int get_y() const { return y_; } // inline member function
    double Distance(const Point &p) const; // member function
    void SetLocation(const int x, const int y); // member functn

private:
    int x_; // data member
    int y_; // data member
}; // class Point

#endif // _POINT_H_
```

Point.h

.cc file

```
#include <cmath>
#include "Point.h"

Point::Point(const int x, const int y) {
    x_ = x;
    this->y_ = y; // "this->" is optional, unless names conflict
}

double Point::Distance(const Point &p) const {
    // We can access p's x_ and y_ variables either through the
    // get_x(), get_y() accessor functions, or the x_, y_ private
    // member variables directly, since we're in a member
    // function of the same class.
    double distance = (x_ - p.get_x()) * (x_ - p.get_x());
    distance += (y_ - p.y_) * (y_ - p.y_);
    return sqrt(distance);
}

void Point::SetLocation(const int x, const int y) {
    x_ = x;
    y_ = y;
}
```

Point.cc

.cc file with main()

```
#include <iostream>
#include "Point.h"

using namespace std;

int main(int argc, char **argv){
    Point p1(1, 2); // stack allocate a new Point
    Point p2(4, 6); // stack allocate a new Point

    cout << "p1 is: (" << p1.get_x() << ", ";
    cout << p1.get_y() << ")" << endl;

    cout << "p2 is: (" << p2.get_x() << ", ";
    cout << p2.get_y() << ")" << endl;

    cout << "dist : " << p1.Distance(p2) << endl;
    return 0;
}
```

usepoint.cc

struct vs. class

in C

- a struct contains only fields

 - cannot contain methods

 - does not have public vs. private vs. protected

in C++

- struct and class are (nearly) the same

 - both can contain methods

 - both can have public vs. private vs. protected

struct: default public, **class:** default private

common style convention: structs for simple bundles of data (maybe with convenience constructors); classes for abstractions with data + functions

Exercise 1

Write a C++ program that:

- has a class representing a 3-dimensional point

- has the following methods:

 - return the inner product of two 3d points

 - return the distance between two 3d points

 - accessors and mutators for the x, y, z coordinates

Exercise 2

Write a C++ program that:

- has a class representing a 3-dimensional box

 - use your exercise 1 class representing 3d points to store the coordinates of the vertices that define it

 - assume the box has right-angles only and its faces are parallel to the axes, so you only need two vertices to define it

- has the following methods:

 - test if one box is inside another box

 - return the volume of a box

 - handles “<<”, “=”, and a copy constructor

 - uses const in all the right places

Reading Assignment

Before next class: read sections in *C++ Primer* covering constructors, copy constructors, assignment (operator=), and destructors

Ignore “move semantics” for now

The table of contents and index are your friends...

See you on Friday!