

The Heap and Structs

CSE 333

Instructor: Hannah C. Tang

Teaching Assistants:

Deeksha Vatwani Hannah Jiang

Jen Xu

Leanna Nguyen Nam Nguyen

Sayuj Shahi

Tanay Vakharia Wei Wu

Yiqing Wang

Zohar Le

Administrivia (1)

- ❖ Yet another exercise, ex3, out today, due Wed morning
 - Ex0 returned; median was 2

- ❖ HW1 due a week from Wednesday
 - You should have looked through it by now
 - Be sure to read headers *carefully* while implementing
 - Header files / interfaces *may not* be changed, but ok to add local “helper” functions in .c files when appropriate
 - Pace yourself and make steady progress
 - Then you can “walk away” and come back later or the next day with a fresh look ~~if~~ when things get complicated/weird/buggy



Administrivia (2)

Warning: Incorrectly tagged repos are *the* largest cause of submission errors in this course!

- ❖ Homework 0 due tonight(!) 10 pm
 - Logistics and infrastructure for projects
 - `cpplint` and `valgrind` are useful for exercises, too
 - Git: add/commit/push, then tag with `hw0-final`, then push tag
 - Then clone your repo somewhere totally different and do `git checkout hw0-final` and verify that all is well
 - Leave yourself enough time before 11 pm to do this and fix any problems
 - Do **not** just check the gitlab web page – clone the repo and test!
 - If trouble, **throw away** this extra copy and fix things in the original repo, add/commit/push, retag, and repeat
 - Reminder: all exercises/hw **must** be done on current Allen School Linux machines (attu/lab/VM)

Administrivia (3)

- ❖ Use gitlab add/commit/push *regularly* after a chunk is done to save work (*not* just once at the end of the project – gitlab is not a “turnin server”, it’s a code repository)
 - Especially after each new part of the project or other unit of work is done
 - Provides backup in case later work clobbers useful things or computer crashes or ...

Documentation vs Folklore...

- ❖ Documentation:
 - man pages, books
 - Reference websites: cplusplus.org, man7.org, gcc.gnu.org, etc.
- ❖ Folklore:
 - Google-ing, stackoverflow, that rando in lab or on zoom
- ❖ Tradeoffs? Relative strengths & weaknesses?
 - Discuss

Lecture Outline

- ❖ **Heap-allocated Memory**
 - `malloc()` and `free()`
 - **Memory leaks**
- ❖ `structs` and `typedef`

Memory Allocation So Far

- ❖ So far, we have seen two kinds of memory allocation:

```
int counter = 0;    // global var

int main(int argc, char** argv) {
    counter++;
    printf("count = %d\n", counter);
    return 0;
}
```

- `counter` is **statically**-allocated
 - Allocated when program is loaded
 - Deallocated when program exits

```
int foo(int a) {
    int x = a + 1;    // local var
    return x;
}

int main(int argc, char** argv) {
    int y = foo(10); // local var
    printf("y = %d\n", y);
    return 0;
}
```

- `a`, `x`, `y` are **automatically**-allocated
 - Allocated when function is called
 - Deallocated when function returns

Why Dynamic Allocation?

- ❖ Situations where static and automatic allocation aren't sufficient:
 - We need memory that persists across multiple function calls but not for the whole lifetime of the program
 - We need more memory than can fit on the stack
 - We need memory whose size is not known in advance
 - For example, read a file into memory....

```
// this is pseudo-C code
char* ReadFile(char* filename) {
    int size = GetFileSize(filename);
    char* buffer = AllocateMem(size);

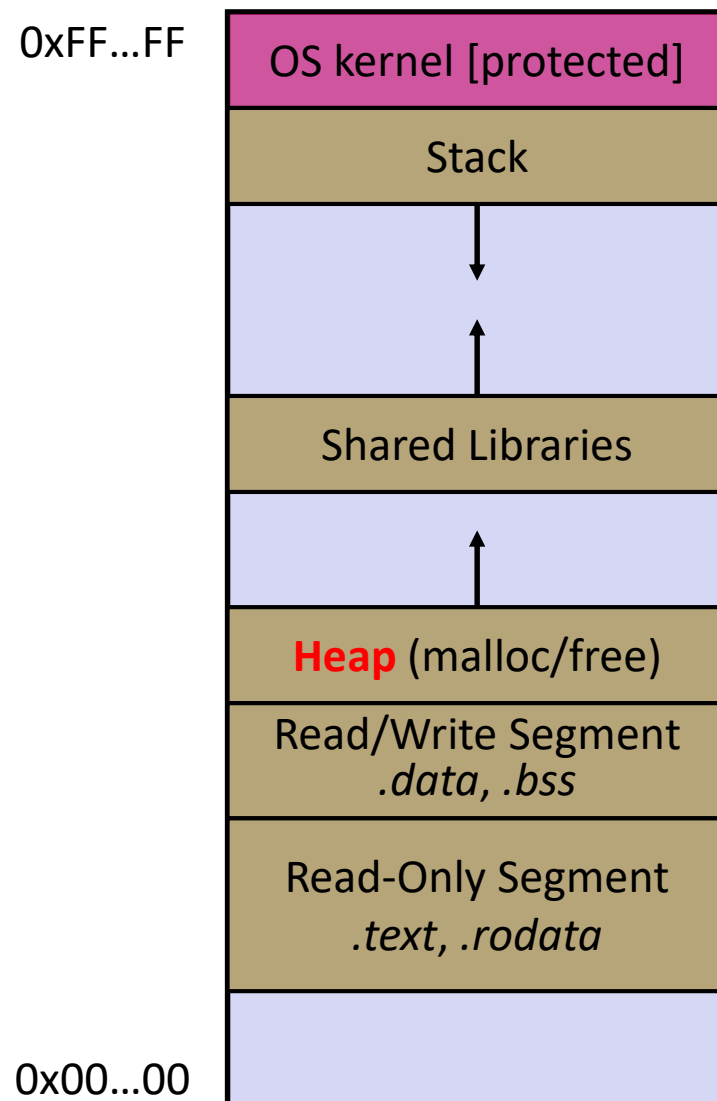
    ReadFileIntoBuffer(filename, buffer);
    return buffer;
}
```


Dynamic Allocation

- ❖ What we want is *dynamically*-allocated memory
 - Your program explicitly requests a new block of memory
 - The code allocates it at runtime, perhaps with help from OS
 - Dynamically-allocated memory persists until either:
 - Your code explicitly deallocates it (manual memory management)
 - A garbage collector collects it (automatic memory management)
- ❖ C requires you to manually manage memory
 - Gives you more control, but causes headaches

The Heap

- ❖ The Heap is a large pool of available memory used to hold dynamically-allocated data
 - **malloc** allocates chunks of data in the Heap; **free** deallocates those chunks
 - **malloc** maintains bookkeeping data in the Heap to track allocated blocks



Aside: NULL

- ❖ NULL is a memory location that is **guaranteed to be invalid**
 - In C on Linux, NULL is 0x0 and an attempt to dereference NULL *causes a segmentation fault*
- ❖ Useful as an indicator of an uninitialized (or currently unused) pointer or allocation error
 - It's better to cause a segfault than to allow the corruption of memory!

segfault.c

```
int main(int argc, char** argv) {  
    int* p = NULL;  
    *p = 1; // causes a segmentation fault  
    return 0;  
}
```

malloc()

❖ General usage: `var = (type*) malloc(size in bytes)`

❖ **malloc** allocates a block of memory of the requested size

- Returns a pointer to the first byte of that memory
 - And **returns NULL** if the memory allocation failed!
- You should assume that the memory initially contains garbage
- You'll typically use **sizeof** to calculate the size you need and cast the result to the desired pointer type

```
// allocate a 10-float array
float* arr = (float*) malloc(10*sizeof(float));
if (arr == NULL) {
    return errcode;
}
... // do stuff with arr
```

calloc()

❖ General usage:

```
var = (type*) calloc(num, bytes per element)
```

❖ Like **malloc**, but also zeros out the block of memory

- Helpful when zero-initialization wanted (but don't use it to mask bugs – fix those)
- Slightly slower; but useful for non-performance-critical code or if you really are planning to zero out the new block of memory
- **malloc** and **calloc** are found in `stdlib.h`

```
// allocate a 10-double array
double* arr = (double*) calloc(10, sizeof(double));
if (arr == NULL) {
    return errcode;
}
... // do stuff with arr
```

free()

❖ Usage: `free(pointer);`

❖ Deallocates the memory pointed-to by the pointer

- Pointer *must* point to the first byte of heap-allocated memory (*i.e.* something previously returned by `malloc` or `calloc`)
- Freed memory becomes eligible for future (re-)allocation
- The bits in the pointer are *not changed* by calling `free`
 - Defensive programming: can set pointer to `NULL` after freeing it

```
float* arr = (float*) malloc(10*sizeof(float));
if (arr == NULL)
    return errcode;
...           // do stuff with arr
free(arr);
arr = NULL;   // OPTIONAL
```

Heap and Stack Example

Note: Arrow points to *next* instruction.

arraycopy.c

```
#include <stdlib.h>

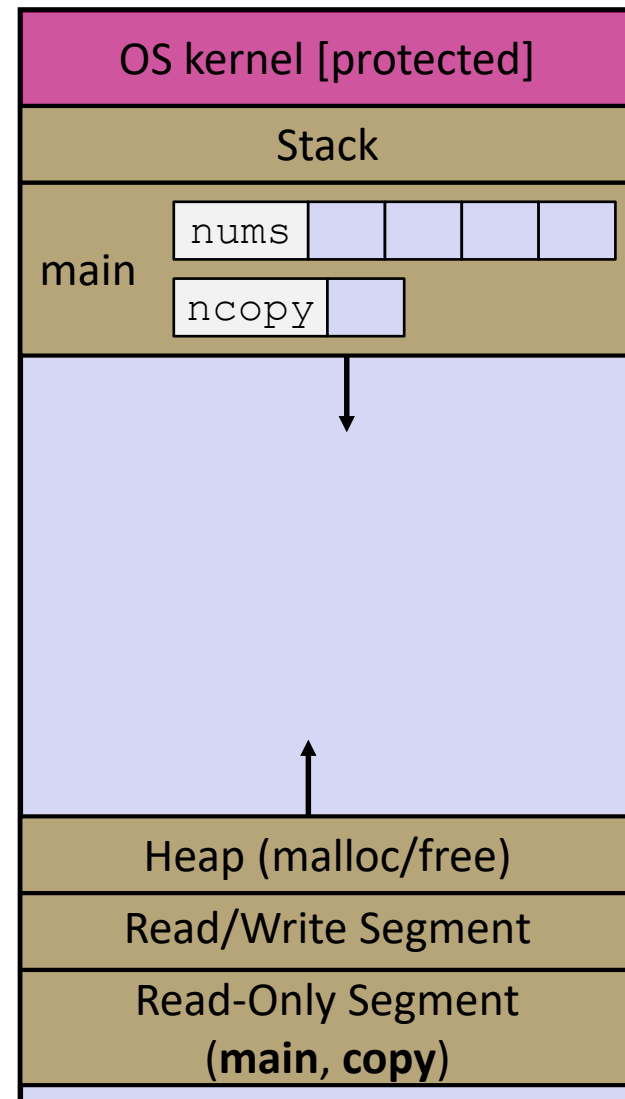
int* copy(int a[], int size) {
    int i, *a2;

    a2 = malloc(size*sizeof(int));
    if (a2 == NULL)
        return NULL;

    for (i = 0; i < size; i++)
        a2[i] = a[i];

    return a2;
}

int main(int argc, char** argv) {
    int nums[4] = {1, 2, 3, 4};
    int* ncopy = copy(nums, 4);
    // .. do stuff with the array ..
    free(ncopy);
    return 0;
}
```



Heap and Stack Example

arraycopy.c

```
#include <stdlib.h>

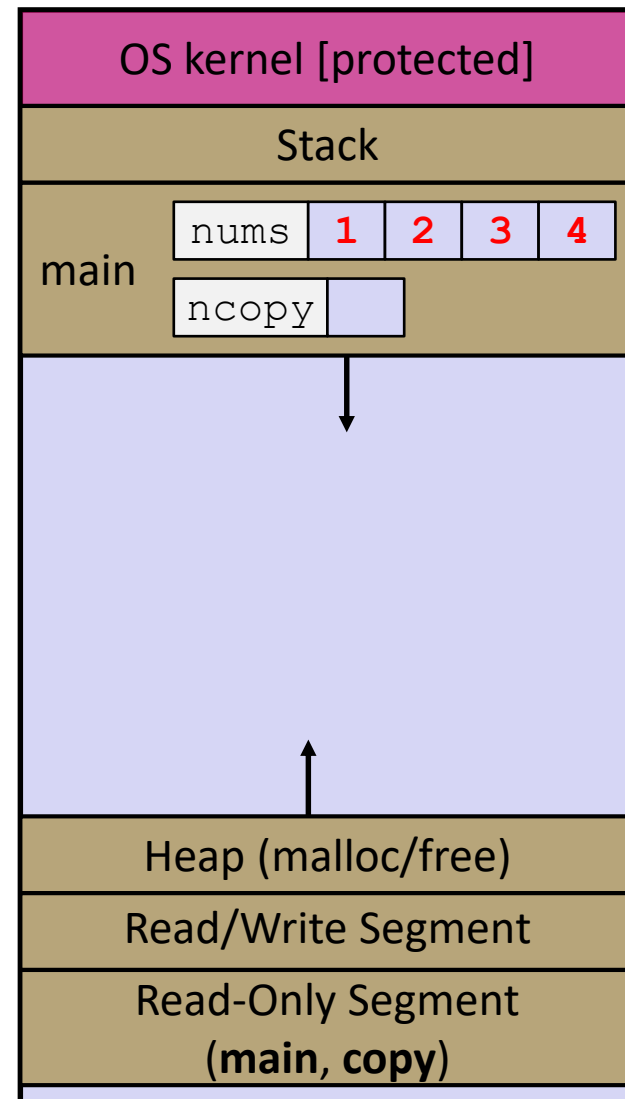
int* copy(int a[], int size) {
    int i, *a2;

    a2 = malloc(size*sizeof(int));
    if (a2 == NULL)
        return NULL;

    for (i = 0; i < size; i++)
        a2[i] = a[i];

    return a2;
}

int main(int argc, char** argv) {
    int nums[4] = {1, 2, 3, 4};
    int* ncopy = copy(nums, 4);
    // .. do stuff with the array ..
    free(ncopy);
    return 0;
}
```



Heap and Stack Example

arraycopy.c

```

#include <stdlib.h>

int* copy(int a[], int size) {
    int i, *a2;

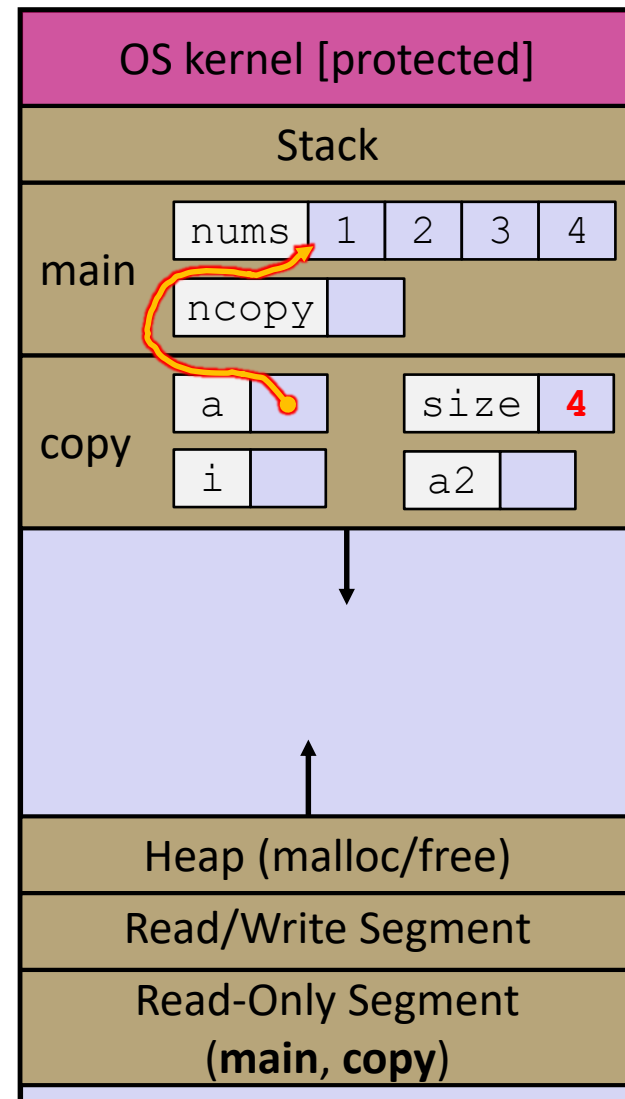
    a2 = malloc(size*sizeof(int));
    if (a2 == NULL)
        return NULL;

    for (i = 0; i < size; i++)
        a2[i] = a[i];

    return a2;
}

int main(int argc, char** argv) {
    int nums[4] = {1, 2, 3, 4};
    int* ncopy = copy(nums, 4);
    // .. do stuff with the array ..
    free(ncopy);
    return 0;
}

```



Heap and Stack Example

arraycopy.c

```
#include <stdlib.h>

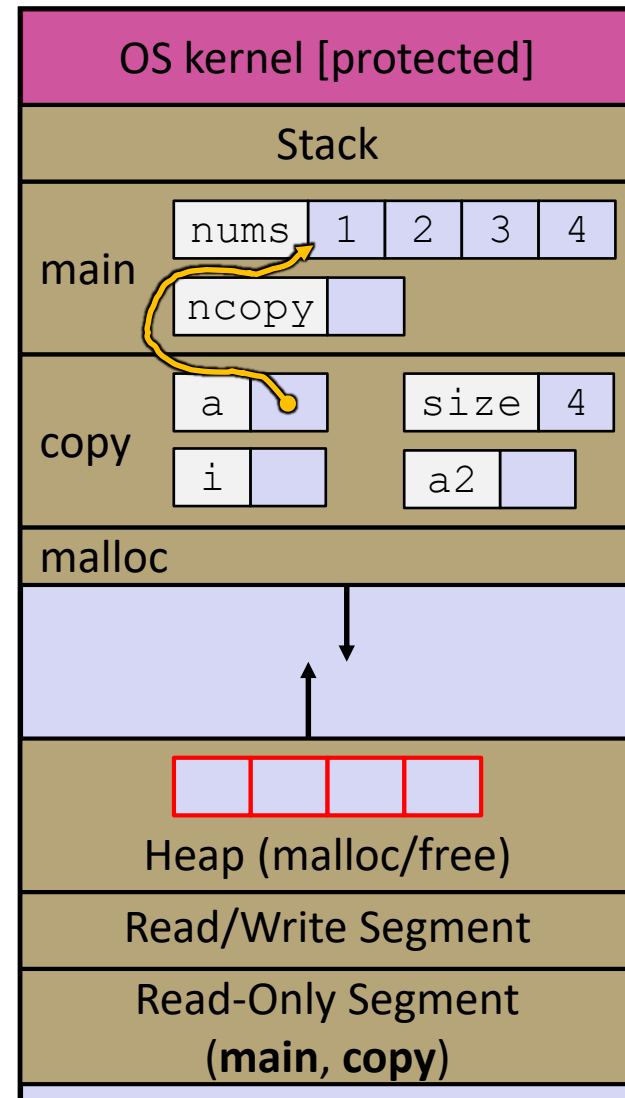
int* copy(int a[], int size) {
    int i, *a2;

    a2 = malloc(size*sizeof(int));
    if (a2 == NULL)
        return NULL;

    for (i = 0; i < size; i++)
        a2[i] = a[i];

    return a2;
}

int main(int argc, char** argv) {
    int nums[4] = {1, 2, 3, 4};
    int* ncopy = copy(nums, 4);
    // .. do stuff with the array ..
    free(ncopy);
    return 0;
}
```



Heap and Stack Example

arraycopy.c

```
#include <stdlib.h>

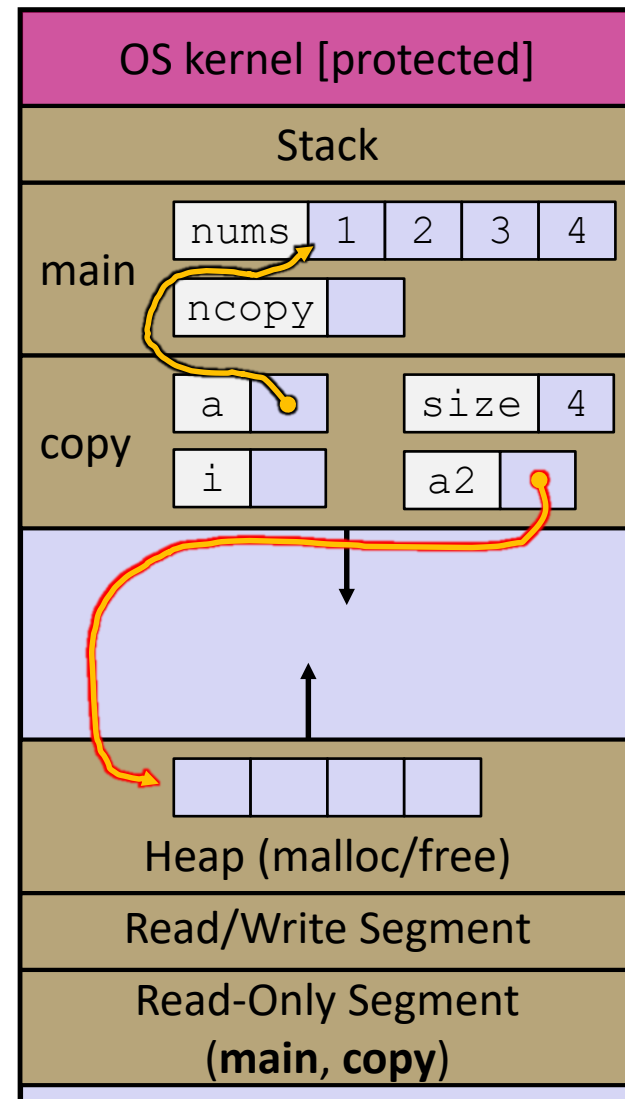
int* copy(int a[], int size) {
    int i, *a2;

    a2 = malloc(size*sizeof(int));
    if (a2 == NULL)
        return NULL;

    for (i = 0; i < size; i++)
        a2[i] = a[i];

    return a2;
}

int main(int argc, char** argv) {
    int nums[4] = {1, 2, 3, 4};
    int* ncopy = copy(nums, 4);
    // .. do stuff with the array ..
    free(ncopy);
    return 0;
}
```



Heap and Stack Example

arraycopy.c

```
#include <stdlib.h>

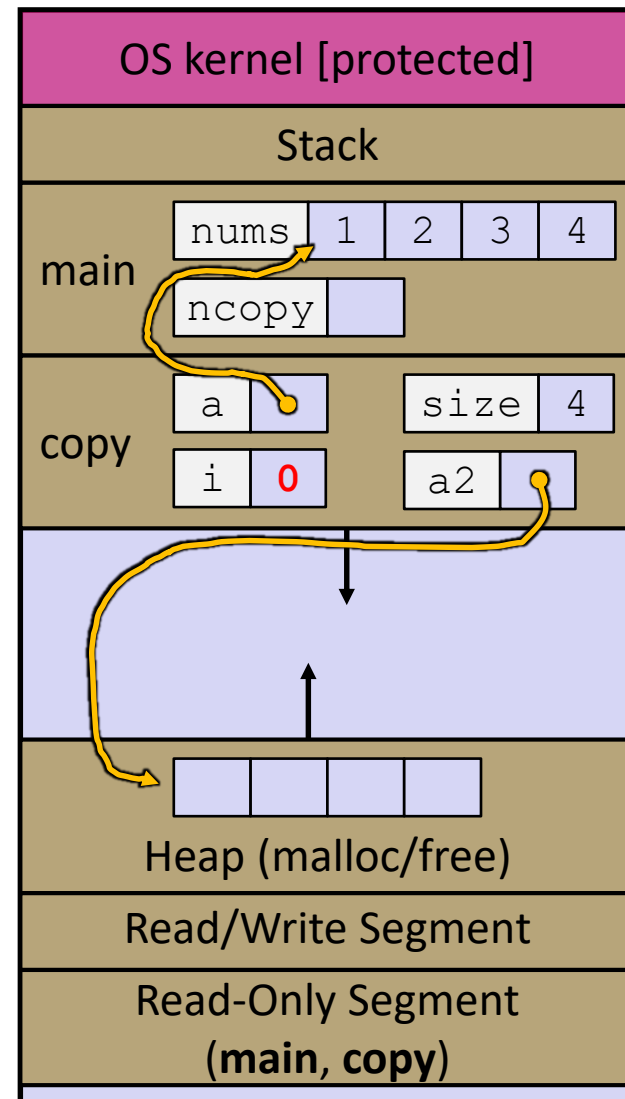
int* copy(int a[], int size) {
    int i, *a2;

    a2 = malloc(size*sizeof(int));
    if (a2 == NULL)
        return NULL;

    for (i = 0; i < size; i++)
        a2[i] = a[i];

    return a2;
}

int main(int argc, char** argv) {
    int nums[4] = {1, 2, 3, 4};
    int* ncopy = copy(nums, 4);
    // .. do stuff with the array ..
    free(ncopy);
    return 0;
}
```



Heap and Stack Example

arraycopy.c

```
#include <stdlib.h>

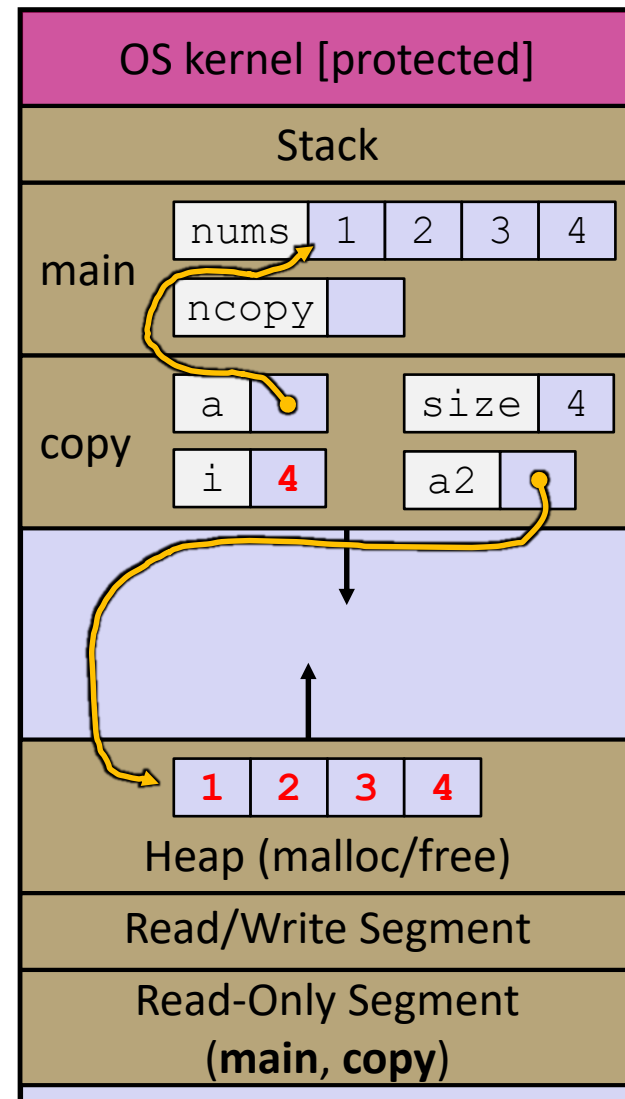
int* copy(int a[], int size) {
    int i, *a2;

    a2 = malloc(size*sizeof(int));
    if (a2 == NULL)
        return NULL;

    for (i = 0; i < size; i++)
        a2[i] = a[i];

    return a2;
}

int main(int argc, char** argv) {
    int nums[4] = {1, 2, 3, 4};
    int* ncopy = copy(nums, 4);
    // .. do stuff with the array ..
    free(ncopy);
    return 0;
}
```



Heap and Stack Example

arraycopy.c

```
#include <stdlib.h>

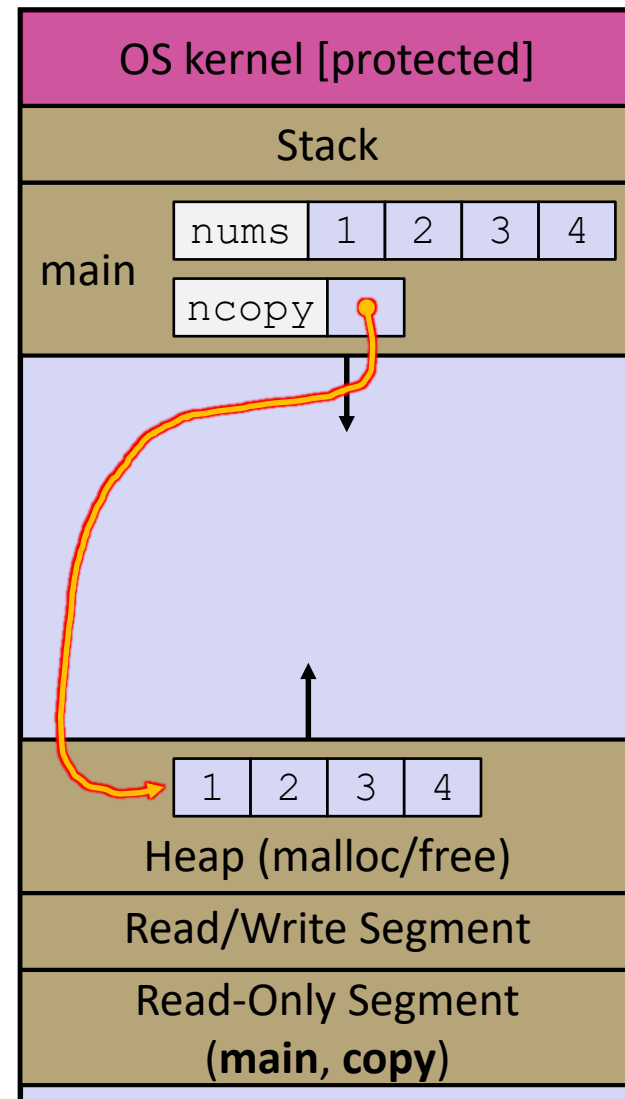
int* copy(int a[], int size) {
    int i, *a2;

    a2 = malloc(size*sizeof(int));
    if (a2 == NULL)
        return NULL;

    for (i = 0; i < size; i++)
        a2[i] = a[i];

    return a2;
}

int main(int argc, char** argv) {
    int nums[4] = {1, 2, 3, 4};
    int* ncopy = copy(nums, 4);
    // .. do stuff with the array ..
    free(ncopy);
    return 0;
}
```



Heap and Stack Example

arraycopy.c

```
#include <stdlib.h>

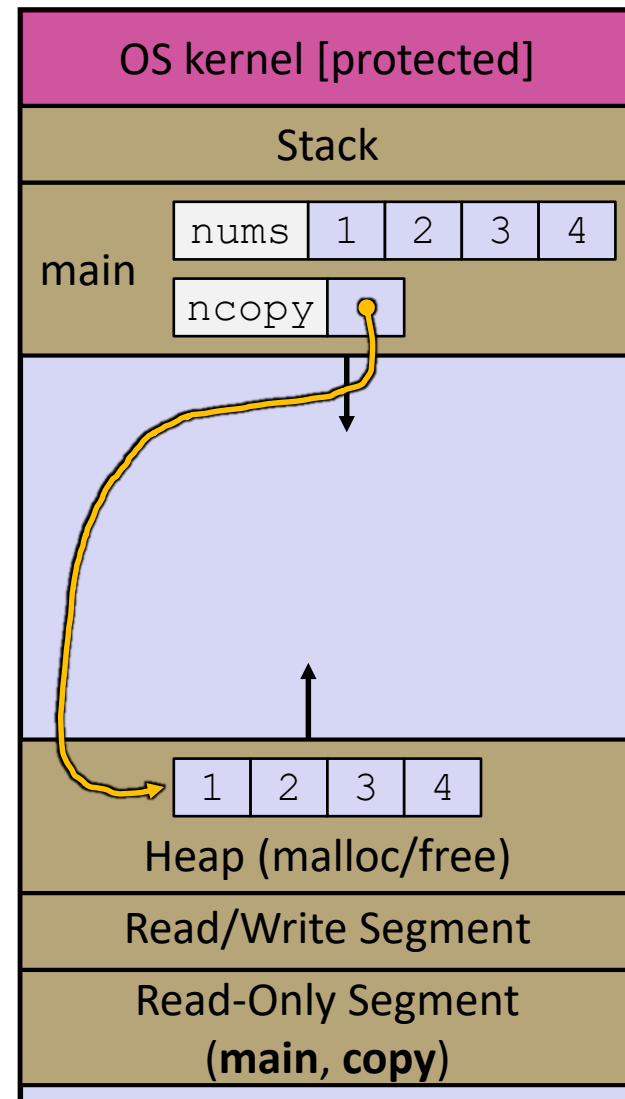
int* copy(int a[], int size) {
    int i, *a2;

    a2 = malloc(size*sizeof(int));
    if (a2 == NULL)
        return NULL;

    for (i = 0; i < size; i++)
        a2[i] = a[i];

    return a2;
}

int main(int argc, char** argv) {
    int nums[4] = {1, 2, 3, 4};
    int* ncopy = copy(nums, 4);
    // .. do stuff with the array ..
    free(ncopy);
    return 0;
}
```



Heap and Stack Example

arraycopy.c

```
#include <stdlib.h>

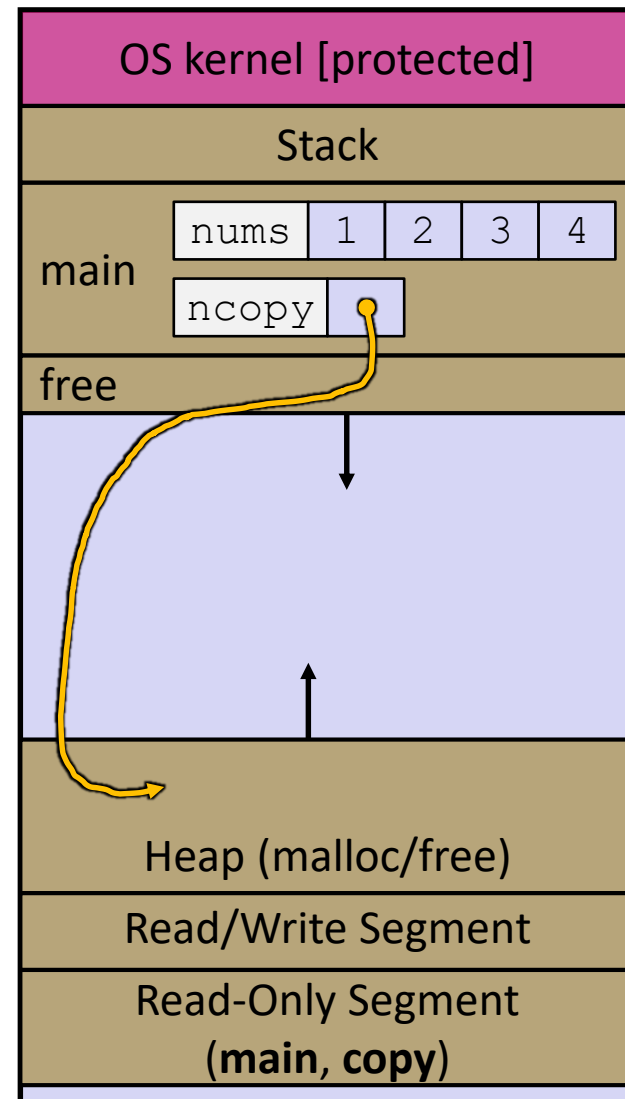
int* copy(int a[], int size) {
    int i, *a2;

    a2 = malloc(size*sizeof(int));
    if (a2 == NULL)
        return NULL;

    for (i = 0; i < size; i++)
        a2[i] = a[i];

    return a2;
}

int main(int argc, char** argv) {
    int nums[4] = {1, 2, 3, 4};
    int* ncopy = copy(nums, 4);
    // .. do stuff with the array ..
    free(ncopy);
    return 0;
}
```



Heap and Stack Example

arraycopy.c

```
#include <stdlib.h>

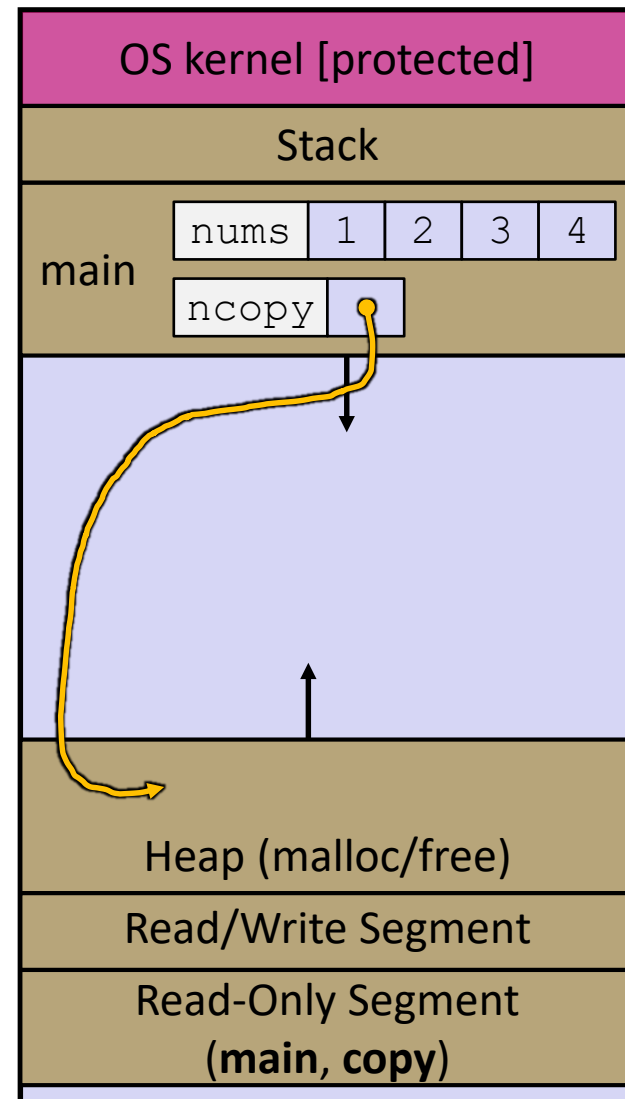
int* copy(int a[], int size) {
    int i, *a2;

    a2 = malloc(size*sizeof(int));
    if (a2 == NULL)
        return NULL;

    for (i = 0; i < size; i++)
        a2[i] = a[i];

    return a2;
}

int main(int argc, char** argv) {
    int nums[4] = {1, 2, 3, 4};
    int* ncopy = copy(nums, 4);
    // .. do stuff with the array ..
    free(ncopy);
    return 0;
}
```



❖ Which line below is first *guaranteed* to cause an error?

- A. Line 1
- B. Line 4
- C. Line 6
- D. Line 7
- E. Something else

What else is wrong here?

```
#include <stdio.h>
#include <stdlib.h>

int main(int argc, char** argv) {
    int a[2];
    int* b = malloc(2*sizeof(int));
    int* c;

    a[2] = 5;           // 1
    b[0] += 2;         // 2
    c = b+3;           // 3
    free(&(a[0]));     // 4
    free(b);           // 5
    free(b);           // 6
    b[0] = 5;          // 7

    // and many more!
    return 0;
}
```

Memory Corruption

- ❖ There are all sorts of ways to corrupt memory in C
 - What can go wrong here? What is *guaranteed* to cause an error?

```
#include <stdio.h>
#include <stdlib.h>

int main(int argc, char** argv) {
    int a[2];
    int* b = malloc(2*sizeof(int));
    int* c;

    a[2] = 5;           // 1
    b[0] += 2;         // 2
    c = b+3;           // 3
    free(&(a[0]));     // 4
    free(b);           // 5
    free(b);           // 6
    b[0] = 5;          // 7

    // and many more!
    return 0;
}
```

memcorrupt.c

Memory Corruption

- ❖ There are all sorts of ways to corrupt memory in C

```
#include <stdio.h>
#include <stdlib.h>

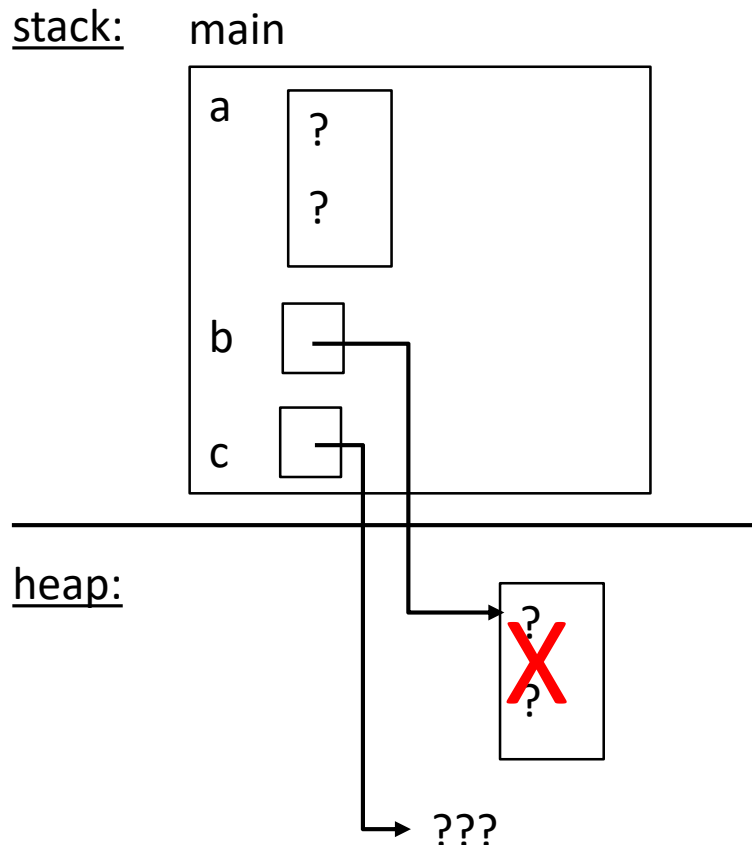
int main(int argc, char** argv) {
    int a[2];
    int* b = malloc(2*sizeof(int));
    int* c;

    a[2] = 5;    // assign past the end of an array
    b[0] += 2;   // assume malloc zeros out memory
    c = b+3;    // mess up your pointer arithmetic
    free(&(a[0])); // free something not malloc'ed
    free(b);
    free(b);    // double-free the same block
    b[0] = 5;   // use a freed (dangling) pointer

    // and many more!
    return 0;
}
```

memcorrupt.c

Memory Corruption - What Happens?



```
#include <stdio.h>
#include <stdlib.h>

int main(int argc, char** argv) {
    int a[2];
    int* b = malloc(2*sizeof(int));
    int* c;

    a[2] = 5;    // assign past the end of an array
    b[0] += 2;   // assume malloc zeros out memory
    c = b+3;     // mess up your pointer arithmetic
    free(&(a[0])); // free something not malloc'ed
    free(b);     // double-free the same block
    b[0] = 5;    // use a freed (dangling) pointer

    // and many more!
    return 0;
}
```

Memory Leak

- ❖ A **memory leak** occurs when code fails to deallocate dynamically-allocated memory that is no longer used
 - *e.g.* forget to **free** malloc-ed block, lose/change pointer to the block
 - Takes real work to prevent – as pointers are passed around, what part of the program is responsible for freeing each malloc-ed block?
- ❖ What happens: program's VM footprint will keep growing
 - This might be OK for *short-lived* program, since all memory is deallocated when program ends
 - Usually has bad repercussions for *long-lived* programs
 - Might slow down over time (*e.g.* lead to VM thrashing)
 - Might exhaust all available memory and crash
 - Other programs might get starved of memory

Lecture Outline

- ❖ Heap-allocated Memory
 - `malloc()` and `free()`
 - Memory leaks
- ❖ **structs and typedef**

Structured Data

- ❖ A `struct` is a C datatype that contains a set of fields
 - Similar to a Java class, but with no methods or constructors
 - Useful for defining new structured types of data
 - Act similarly to primitive variables (can assign, pass by value, ...)
 - A struct *tagname* is a *tag*; **not** a full first-class type name
- ❖ Generic declaration:

```
struct tagname {  
    type1 name1;  
    ...  
    typeN nameN;  
};
```

```
// the following defines a new  
// structured datatype called  
// a "struct Point"  
struct Point {  
    float x, y;  
};  
  
// declare and initialize a  
// struct Point variable  
struct Point origin = {0.0, 0.0};
```


Using structs

- ❖ Use “.” to refer to a field in a struct
- ❖ Use “->” to refer to a field from a struct pointer
 - Shorthand for: dereference pointer first, then accesses field
 - Using p->x instead of (*p).x is standard practice – do it that way

```
struct Point {
    float x, y;
};

int main(int argc, char** argv) {
    struct Point p1 = {0.0, 0.0}; // p1 is stack allocated
    struct Point* p1_ptr = &p1;

    p1.x = 1.0;
    p1_ptr->y = 2.0; // equivalent to (*p1_ptr).y = 2.0;
    return 0;
}
```

simplestruct.c

Copy by Assignment

- ❖ You can assign the value of a struct from a struct of the same type – *this copies the entire contents byte-for-byte!*

```
#include <stdio.h>

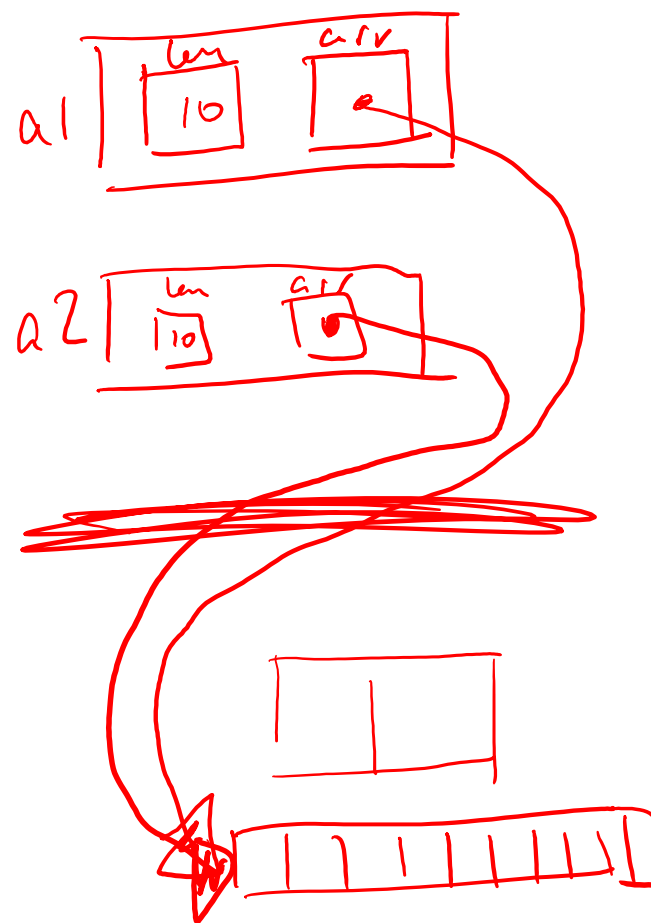
struct Point {
    float x, y;
};

int main(int argc, char** argv) {
    struct Point p1 = {0.0, 2.0};
    struct Point p2 = {4.0, 6.0};

    printf("p1: {%f,%f} p2: {%f,%f}\n", // p1: {0 2 }
           p1.x, p1.y, p2.x, p2.y);    // p2: { 4, 6 }
    p2 = p1;
    printf("p1: {%f,%f} p2: {%f,%f}\n", // p1: { 4 6 }
           p1.x, p1.y, p2.x, p2.y);    // p2: { 4, 6 }
    return 0;
}
```

- ❖ Draw the box-and-arrow diagram for this snippet, when execution has reached the red arrow

```
struct SmartArray {  
    int len;  
    char* arr;  
};  
  
int main(int argc, char** argv) {  
    struct SmartArray a1  
        = {2, (char*)malloc(sizeof(char)*2)};  
    struct SmartArray a2  
        = {5, (char*)malloc(sizeof(char)*5)};  
    a1 = a2;  
    return 0;  
}
```



Structs as Arguments

- ❖ Structs are passed by value, like everything else in C
 - Entire struct is copied – where?
 - To manipulate a struct argument, pass a pointer instead

```
struct Point{
    int x, y;
};

void DoubleXBroken(struct Point p)    { p.x *= 2; }
void DoubleXWorks(struct Point* p)  { p->x *= 2; }

int main(int argc, char** argv) {
    struct Point a = {1,1};
    DoubleXBroken(a);
    printf("( %d, %d) \n", a.x, a.y);    // prints: ( 1, 1 )
    DoubleXWorks(&a);
    printf("( %d, %d) \n", a.x, a.y);    // prints: ( 1, 1 )
    return 0;
}
```

typedef

- ❖ Generic format: `typedef type name;`
- ❖ Allows you to define new data type *names/synonyms*
 - Both `type` and `name` are usable and refer to the same type
 - Be careful with pointers – `*` before `name` is part of `type`!

```
// make "superlong" a synonym for "unsigned long long"
typedef unsigned long long superlong;

// make "str" a synonym for "char*"
typedef char *str;

// make "Point" a synonym for "struct point_st { ... }"
// make "PointPtr" a synonym for "struct point_st*"
typedef struct point_st {
    superlong x;
    superlong y;
} Point, *PointPtr; // similar syntax to "int n, *p;"

Point origin = {0, 0};
```

Dynamically-allocated Structs

- ❖ You can **malloc** and **free** structs, just like other data type
 - `sizeof` is particularly helpful here

```
// a complex number is a + bi
typedef struct complex_st {
    double real;    // real component
    double imag;   // imaginary component
} Complex, *ComplexPtr;

// note that ComplexPtr is equivalent to Complex*
ComplexPtr AllocComplex(double real, double imag) {
    Complex* retval = (Complex*) malloc(sizeof(Complex));
    if (retval != NULL) {
        retval->real = real;
        retval->imag = imag;
    }
    return retval;
}
```

Returning Structs

- ❖ Exact method of return depends on calling conventions
 - Often in `%rax` and `%rdx` for small structs
 - Often returned in memory for larger structs

```
// a complex number is a + bi
typedef struct complex_st {
    double real;    // real component
    double imag;   // imaginary component
} Complex, *ComplexPtr;

Complex MultiplyComplex(Complex x, Complex y) {
    Complex retval;

    retval.real = (x.real * y.real) - (x.imag * y.imag);
    retval.imag = (x.imag * y.real) - (x.real * y.imag);
    return retval; // returns a copy of retval
}
```

complexstruct.c

Passing Structs: Copy or Pointer?

- ❖ Cost of Copies: if the struct is smaller than a pointer type, passing by copy is cheaper
- ❖ Cost of Accesses: accesses through pointers require more "jumping around memory"; more expensive and can be harder for compiler to optimize
- ❖ Decision:
 - For small structs (like `struct complex_st`), passing a copy of the struct can be faster and often preferred if function only reads data
 - or large structs or if the function should change caller's data, use pointers

Extra Exercise #1

- ❖ Write a program that defines:
 - A new structured type Point
 - Represent it with `floats` for the x and y coordinates
 - A new structured type Rectangle
 - Assume its sides are parallel to the x-axis and y-axis
 - Represent it with the bottom-left and top-right Points
 - A function that computes and returns the area of a Rectangle
 - A function that tests whether a Point is inside of a Rectangle

Extra Exercise #2

- ❖ Implement `AllocSet()` and `FreeSet()`
 - `AllocSet()` needs to use `malloc` twice: once to allocate a new `ComplexSet` and once to allocate the “points” field inside it
 - `FreeSet()` needs to use `free` twice

```
typedef struct complex_st {
    double real;    // real component
    double imag;   // imaginary component
} Complex;

typedef struct complex_set_st {
    double    num_points_in_set;
    Complex*  points;    // an array of Complex
} ComplexSet;

ComplexSet* AllocSet(Complex c_arr[], int size);
void FreeSet(ComplexSet* set);
```