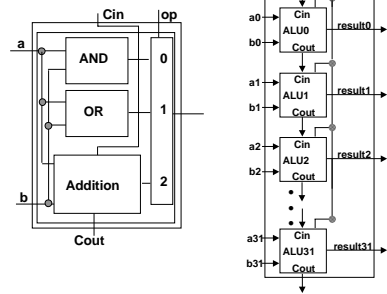


## Arithmetic/Logic Unit Design Continued

Having established the basic bit-sliced design, we add functionality to it to implement more instructions.

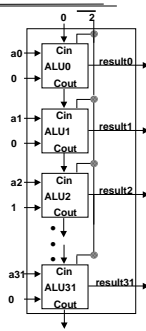
## 32-Bit ALU

Compose 32 bit-slices



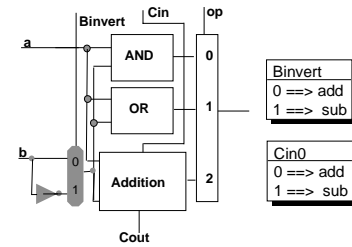
$$PC = PC + 4$$

When an adder is needed the present design can be "fixed"

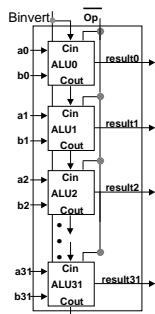


## One bit And/Or/Add/Sub ALU

- sub ==> add with negative "b" operand
- Negative "b" ==> complement and add 1



## 32-Bit ALU

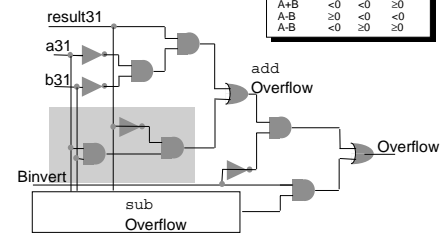


The Binvert control signal will always match the carry in:  
 add => Binvert=0 => Cin=0  
 sub => Binvert=1 => Cin=1  
 so the two lines can be connected.

## Overflow Conditions

- Separate add and subtract cases

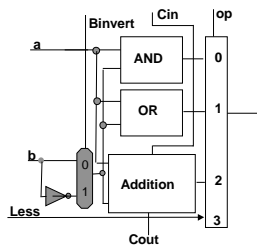
Operation	Op A	Op B	Overflow
A+B	≥0	≥0	<0
A+B	<0	<0	≥0
A-B	≥0	<0	<0
A-B	<0	≥0	≥0



### Less-than-test

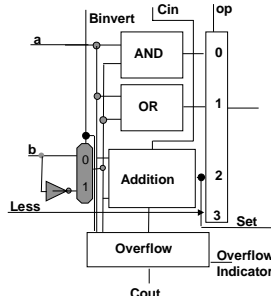
There are three cases:

- Bit 0
- Bit i
- Bit 31

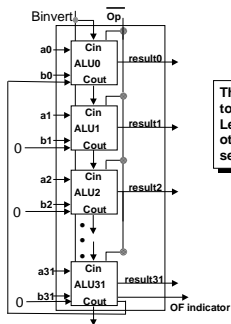


### Less Than Test, MSB

- Capture adder output for set bit

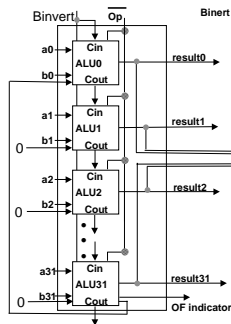


### AND-OR-Add-Sub-SLT ALU



The Set line feeds back to become the input to Less for bit-0. All other bits have Less set to zero.

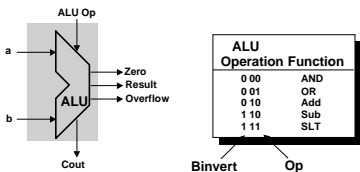
### Zero-detecting ALU



If all output bits are zero, the OR is false, so its negation is true.

Testing for alternative representations?

### Abstracting ...



### Using the ALU

The datapath uses the ALU structure several times, though not always in its full generality.

