

Hazards

Why pipelines don't complete an instruction each cycle

- **structural hazards**
 - instructions in different stages want to use the same resource in the same cycle
 - if not solved, one instruction has to stall
 - example: one memory (early SPARCs)
- **data hazards**
 - an instruction needs the result produced by a previous instruction before it has been written to the register file
 - the second instruction is **data dependent** on the first
 - if not solved, the second instruction has to stall
 - example: lw \$8, 12(\$9)
add \$4, \$8, \$10
sub \$5, \$4, \$10
- **control hazards**
 - the instruction after a branch needs to be fetched before the result of the branch condition is determined
 - the second instruction is **control dependent** on the first
 - if not solved, the instruction after the branch has to stall
 - example: beq
- all occur because pipelines overlap instruction execution

Structural Hazards

Cause of the hazard:

- hardware resource conflicts
 - instructions in different stages want to use the same resource in the same cycle
 - rarely, one instruction wants to use the same resource twice in the same cycle

Solutions:

- **more hardware**
 - **separate ALUs** for arithmetic, target address calculation, PC incrementing
 - **dual-ported register file**
 - write/read registers on **different phases** in the same cycle
 - **separate memory (caches)** for instructions & data
 - better performance with a little more hardware --- it's worth it!
- **just stall**
 - 1 port to memory: service the data access (the older instruction) before the instruction access
 - logic in the MEM stage:
is this a load? if yes, stall the instruction fetch if the next instruction uses the loaded value
 - less hardware, but **much** lower performance

Data Hazards

Cause of the hazard:

- producer-consumer conflict over data values
 - an instruction needs data that is produced by a previous instruction
 - the data has not yet been written into a register
- code causes a **data dependence**
- the implementation causes the **data hazard**

Solutions:

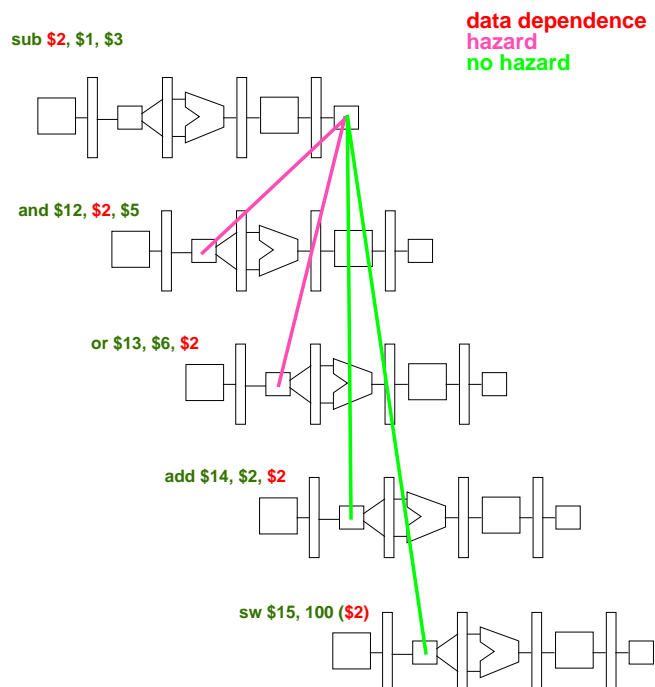
- compiler **code scheduling**
 - nops (on a processor without pipeline interlocks, aka R2000)
 - reordering instructions
 - this is an example of where the pipeline is exposed to the architecture
- hardware
 - **forwarding**
output of one stage (result in that stage's pipeline register) sent to the input of a previous stage
 - **pipelined interlock (stall the pipeline)**
hardware stalls the following instructions

CSE378

Susan Eggers

3

Dependencies vs. Hazards



CSE378

Susan Eggers

4

Code Scheduling

```
add $4, $5, $6
```

```
sub $7, $8, $4
```

```
add $15, $16, $17
```

```
addi $18, $19, 256
```

inserting nops

```
add $4, $5, $6
```

```
nop
```

```
nop
```

```
sub $7, $8, $4
```

```
add $15, $16, $17
```

```
addi $18, $19, 256
```

reordering instructions

```
add $4, $5, $6
```

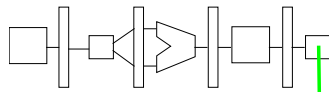
```
add $15, $16, $17
```

```
addi $18, $19, 256
```

```
sub $7, $8, $4
```

Code Scheduling

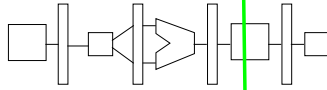
```
add $4, $5, $6
```



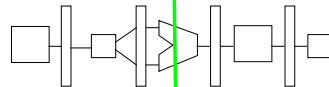
data dependence

no hazard

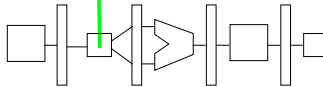
```
nop
```



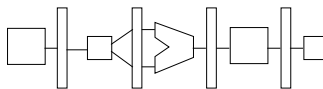
```
nop
```



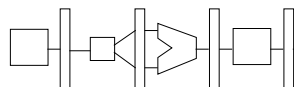
```
sub $7, $8, $4
```



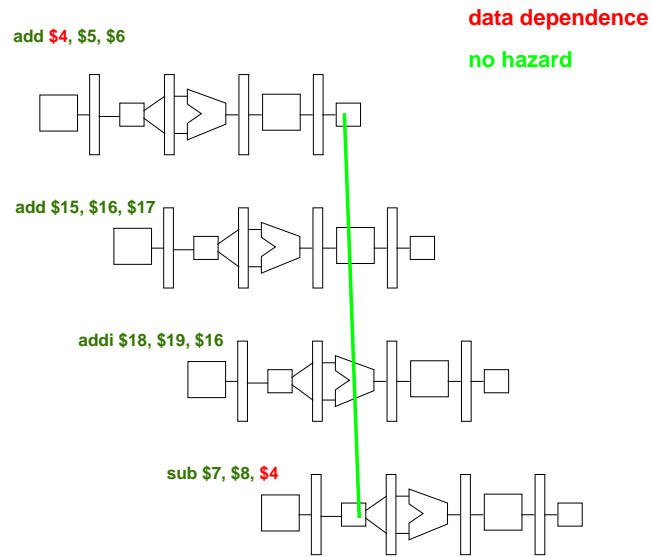
```
add $15, $16, $17
```



```
addi $18, $19, $16
```



Code Scheduling

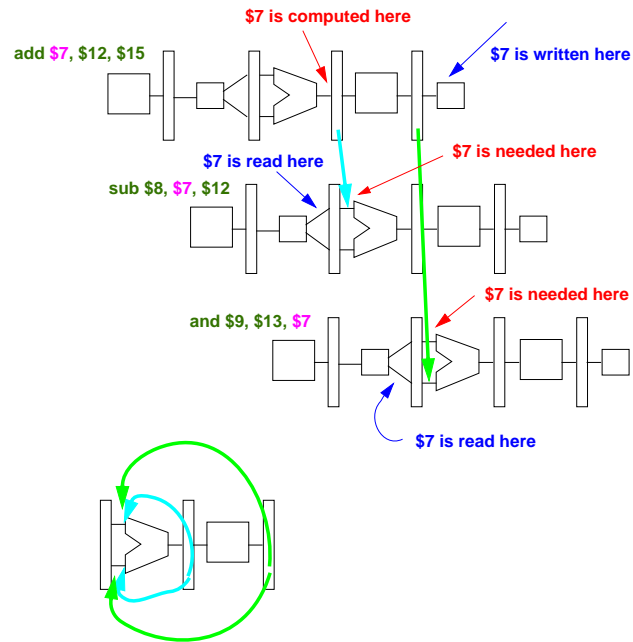


Forwarding

Forwarding (also called **bypassing**):

- output of one stage (the result in that stage's pipeline register) is used (bypassed) to the input of a previous stage
- why forwarding is possible: results are computed 1 or more stages before they are written to a register
 - at the end of the EX stage for computational instructions
 - at the end of MEM for a load
- if you forward a result to an ALU input as soon as it has been computed, you can eliminate or reduce stalling

Forwarding Example



Forwarding

Forwarding unit checks to see if values must be forwarded:

- between instructions in ID and EX
 - compare the R-type **write register number in EX/MEM** pipeline register to each **read register number in ID/EX**
- between instructions in ID and MEM
 - compare the R-type **write register number in MEM/WB** to each **read register number in ID/EX**
- it's a little more complicated than this

If a match, then forward the **appropriate result values** to an ALU source

- bus a value from **EX/MEM** or **MEM/WB** to an ALU source

Forwarding Hardware

Hardware to implement forwarding:

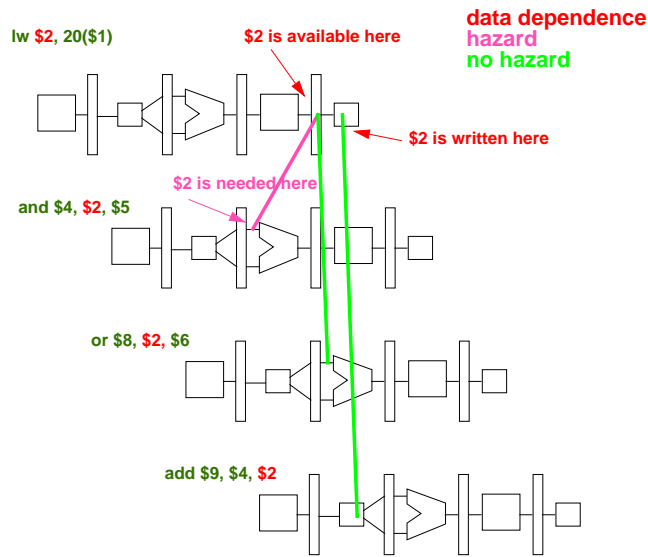
- destination register number in pipeline registers
(but need it anyway because we need to know which register to write when storing an ALU or load result)
- source register numbers
(only rs is extra)
- a comparator for each source-destination register pair
- buses to ship data and register numbers --- the **BIG** cost
- larger ALU MUXes (+ 2 ALU bypass values)

Delayed Loads

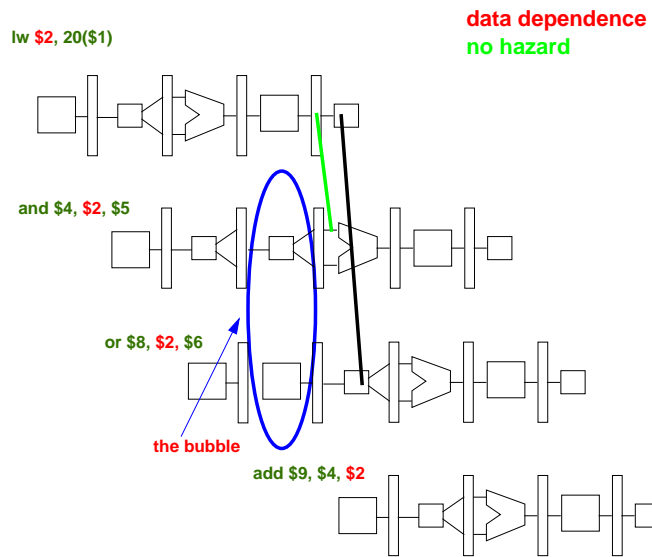
Delayed load:

- data hazard caused by a load instruction & an immediate use of the loaded value
- forwarding won't eliminate the hazard
data not back from memory until the end of the MEM stage
- solutions
 - if processor has no hardware interlocks
must schedule independent instructions or nops into the **delay slot**: R2000
(hazard exposed to the compiler)
 - pipelined interlocks: everyone else

Delayed Loads



Stalling



Pipelined Interlocks

How pipelined stalls are implemented

Hazard detection unit: stalls the use after a load

- is the instruction in EX a load?
 - is the MemRead signal in ID/EX set?
 - does the destination register number of the load = either source register number in the next instruction?
 - compare the load write register number in ID/EX to each read register number in IF/ID
- ⇒ if yes, stall the pipe 1 cycle

Pipelined Interlocks

How stalling is implemented:

- **nullify the instruction in the ID stage**, the one that uses the loaded value
 - change EX, MEM, WB control signals in ID/EX pipeline register to 0
 - the instruction in the ID stage will have no **side effects** as it passes down the pipeline
- **repeat the instructions in ID & IF stages**
 - disable writing the PC --- the same instruction will be fetched again
 - disable writing the IF/ID pipeline register --- the load use instruction will be decoded & its registers read again

Implementing Stalls

Hardware to implement stalling:

- rt register number in ID/EX pipeline register
(but need it anyway because we need to know what register to write when storing load data)
- both source register numbers in IF/ID pipeline register
(already there)
- a comparator for each source-destination register pair
- buses to ship register numbers
- write enable/disable for PC
- write enable/disable for the IF/ID pipeline register
- a MUX to the ID/EX pipeline register (+ 0s)

Code Scheduling vs. Pipelined Interlocks

Pipeline interlocks preferred

- trivial amount of hardware
stall logic needed for cache misses anyway
- smaller code size
no nops when no independent instructions
- higher performance processors can have shorter clock cycles & more stages
therefore it could have more than one delay slot

MIPS now uses pipeline interlocks!