

Memory Hierarchy

- Memory: hierarchy of components of various speeds and capacities
- Hierarchy driven by cost and performance
- In early days
 - Primary memory = main memory
 - Secondary memory = disks
- Nowadays, hierarchy within the primary memory
 - One or more levels of cache on-chip (SRAM, expensive, fast)
 - Generally one level of cache off-chip (DRAM or SRAM; less expensive, slower)
 - Main memory (DRAM; slower; cheaper; more capacity)

11/19/2004

CSE378 Intro to caches

1

Goal of a memory hierarchy

- Keep close to the ALU the information that will be needed now and in the near future
 - Memory closest to ALU is fastest but also most expensive
- So, keep close to the ALU *only* the information that will be needed now and in the near future
- Technology trends
 - Speed of processors (and SRAM) increase by 60% every year
 - Latency of DRAMS decrease by 7% every year
 - Hence the *processor-memory gap* or the *memory wall* bottleneck

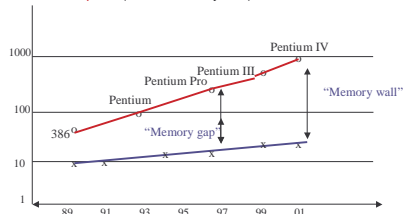
11/19/2004

CSE378 Intro to caches

2

Processor-Memory Performance Gap

- x Memory latency decrease (10x over 8 years but densities have increased 100x over the same period)
- o x86 CPU speed (100x over 10 years)



11/19/2004

CSE378 Intro to caches

3

Typical numbers

Technology	Typical access time	\$/Mbyte
SRAM	1-20 ns	\$50-200
DRAM	40-120ns	\$1-10
Disk	milliseconds $\approx 10^6$ ns	\$0.01-0.1

11/19/2004

CSE378 Intro to caches

4

Principle of locality

- A memory hierarchy works because code and data are not accessed randomly
- Computer programs exhibit the *principle of locality*
 - *Temporal locality*: data/code used in the past is likely to be reused in the future (e.g., code in loops, data in stacks)
 - *Spatial locality*: data/code close (in memory addresses) to the data/code that is being presently referenced will be referenced in the near future (straight-line code sequence, traversing an array)

11/19/2004

CSE378 Intro to caches

5

Caches

- Registers are not sufficient to keep enough data locality close to the ALU
- Main memory (DRAM) is too "far". It takes many cycles to access it
 - Instruction memory is accessed every cycle
- Hence need of fast memory between main memory and registers. This fast memory is called a *cache*.
 - A cache is much smaller (in amount of storage) than main memory
- Goal: keep in the cache what's most likely to be referenced in the near future

11/19/2004

CSE378 Intro to caches

6

Basic use of caches

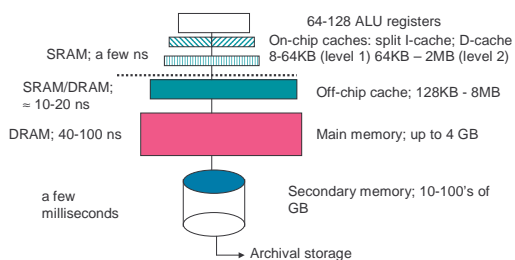
- When fetching an instruction, first check to see whether it is in the cache
 - If so (*cache hit*) bring the instruction from the cache to the IR.
 - If not (*cache miss*) go to next level of memory hierarchy, until found
- When performing a load, first check to see whether it is in the cache
 - If cache hit, send the data from the cache to the destination register
 - If cache miss go to next level of memory hierarchy, until found
- When performing a store, several possibilities
 - Ultimately, though, the store has to percolate to main memory

11/19/2004

CSE378 Intro to caches

7

Levels in the memory hierarchy



11/19/2004

CSE378 Intro to caches

8

Caches are ubiquitous

- Not a new idea. First cache in IBM System/85 (late 60's)
- Concept of cache used in many other aspects of computer systems
 - disk cache, network server cache, web cache etc.
- Works because programs exhibit locality
- Lots of research on caches in last 25 years because of the *increasing gap* between processor speed and (DRAM) memory latency
- Every current microprocessor has a cache hierarchy with at least one level on-chip

11/19/2004

CSE378 Intro to caches

9

Main memory access (review)

- Recall:
 - In a Load (or Store) the address is an index in the memory array
 - Each byte of memory has a unique address, i.e., the mapping between memory address and memory location is unique



11/19/2004

CSE378 Intro to caches

10

Cache Access for a Load or an Instr. fetch

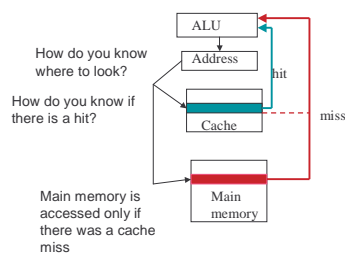
- Cache is much smaller than main memory
 - Not all memory locations have a corresponding entry in the cache at a given time
- When a memory reference is generated, i.e., when the ALU generates an address:
 - There is a *look-up* in the cache: if the memory location is *mapped* in the cache, we have a *cache hit*. The contents of the cache location is returned to the ALU.
 - If we don't have a cache hit (*cache miss*), we have to look in next level in the memory hierarchy (i.e., other cache or main memory)

11/19/2004

CSE378 Intro to caches

11

Cache access



11/19/2004

CSE378 Intro to caches

12

Some basic questions on cache design

- When do we bring the contents of a memory location into the cache?
- Where do we put it?
- How do we know it's there?
- What happens if the cache is full and we want to bring something new?
 - In fact, a better question is "what happens if we want to bring something new and the place where it's supposed to go is already occupied?"

11/19/2004

CSE378 Intro to caches

13

Some "top level" answers

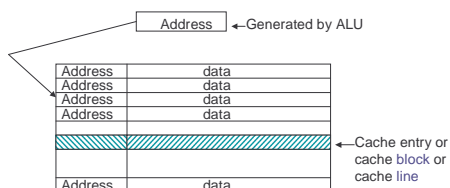
- When do we bring the contents of a memory location in the cache? -- The first time there is a cache miss for that location, that is "*on demand*"
- Where do we put it? -- Depends on *cache organization* (see next slides)
- How do we know it's there? -- Each entry in the cache carries its own name, or *tag*
- What happens if the cache is full and we want to bring something new? One entry currently in the cache will be *replaced* by the new one

11/19/2004

CSE378 Intro to caches

14

Generic cache organization



Address or tag If address (tag) generated by ALU = address (tag) of a cache entry, we have a cache hit; the data in the cache entry is good

11/19/2004

CSE378 Intro to caches

15

Cache organizations

- Mapping of a memory location to a cache entry can range from full generality to very restrictive
 - In general, the data portion of a cache block contains several words
- If a memory location can be mapped anywhere in the cache (full generality) we have a *fully associative* cache
- If a memory location can be mapped at a single cache entry (most restrictive) we have a *direct-mapped* cache
- If a memory location can be mapped at one of several cache entries, we have a *set-associative* cache

11/19/2004

CSE378 Intro to caches

16

How to check for a hit?

- For a fully associative cache
 - Check all tag (address) fields to see if there is a match with the address generated by ALU
 - Very expensive if it has to be done fast because need to perform all the comparisons in parallel
 - Fully associative caches do not exist for general-purpose caches
- For a direct mapped cache
 - Check only the tag field of the single possible entry
- For a set associative cache
 - Check the tag fields of the set of possible entries

11/19/2004

CSE378 Intro to caches

17

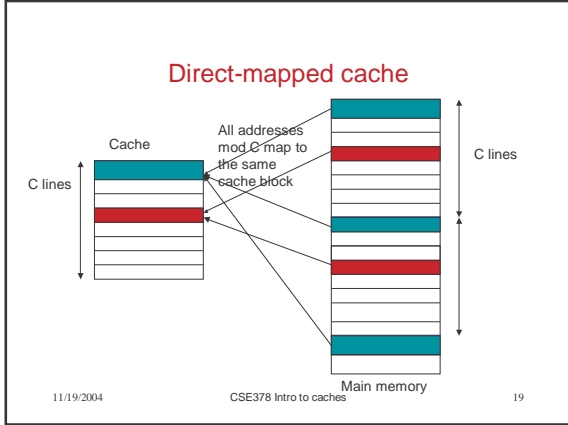
Cache organization -- direct-mapped

- Most restricted mapping
 - *Direct-mapped* cache. A given memory location (block) can only be mapped in a single place in the cache. Generally this place given by: $(\text{block address}) \bmod (\text{number of blocks in cache})$

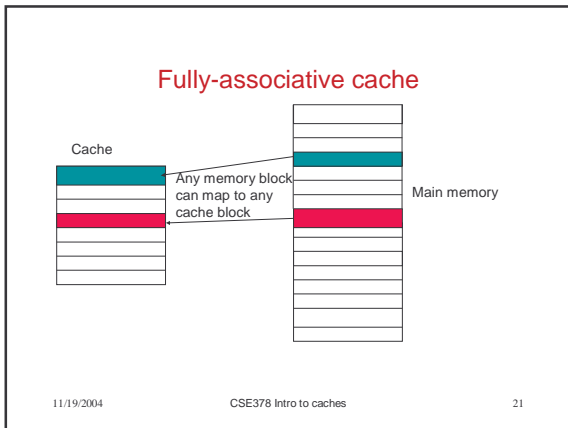
11/19/2004

CSE378 Intro to caches

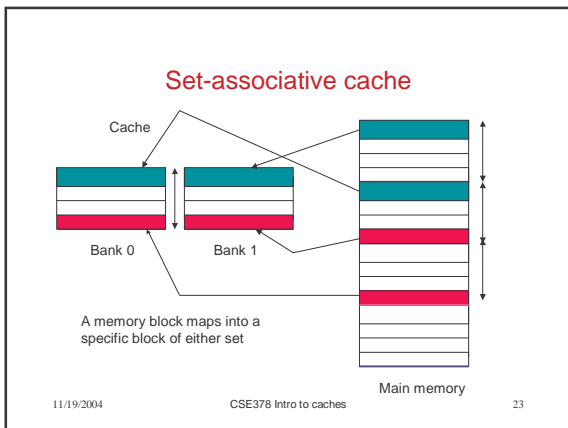
18



- ### Fully-associative cache
- Most general mapping
 - *Fully-associative* cache. A given memory location (block) can be mapped anywhere in the cache.
 - No cache of decent size is implemented this way but this is the (general) mapping for pages from virtual to physical space (disk to main memory, see later) and for small TLB's (this will also be explained soon).
- 11/19/2004 CSE378 Intro to caches 20



- ### Set-associative caches
- Less restricted mapping
 - *Set-associative* cache. Blocks in the cache are grouped into sets and a given memory location (block) maps into a set. Within the set the block can be placed anywhere. Associativities of 2 (two-way set-associative), 4, 8 and even 16 have been implemented.
 - Direct-mapped = 1-way set-associative
 - Fully associative with m entries is m -way set associative
- 11/19/2004 CSE378 Intro to caches 22



- ### Design Choices
- Abstract alternatives by: indexing \rightarrow selecting
 - indexing picks a row
 - selecting picks a column
-
- Fully Assoc
- 2-Way Set Assoc
- Direct Mapped
- 11/19/2004 CSE378 Intro to caches 24

Cache hit or cache miss?

- How to detect if a memory address (a byte address) has a valid image in the cache:
- Address is decomposed in 3 fields:
 - *block offset* or *displacement* (depends on block size)
 - *index* (depends on number of sets and set-associativity)
 - *tag* (the remainder of the address)
- The tag array has a width equal to *tag*

11/19/2004

CSE378 Intro to caches

25

Hit detection (direct-mapped cache)

These fields have the same size



d corresponds to number of bytes in the block;
 $index$ corresponds to number of blocks in the cache;
 tag is the remaining bits in the address.

If $tag(gen. address) = tag(entry pointed at by index in cache)$, we have a hit

11/19/2004

CSE378 Intro to caches

26

Example of a direct-mapped cache

- DEC Station 3100
 - 64 KB (when giving the *size*, or *capacity*, of a cache, only the data part is counted)
 - Each block is 4 bytes (*block size*); hence 16 K blocks (aka lines)
 - displacement field: $d = 2$ bits ($d = \log_2(\text{block size})$)
 - index field: $i = 14$ bits ($i = \log_2(\text{nbr of blocks})$)
 - tag field: $t = 32 - 14 - 2 = 16$ bits

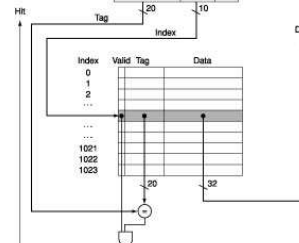
11/19/2004

CSE378 Intro to caches

27

DEC 3100

Address (showing bit positions)
 31 30 ... 13 12 11 ... 2 1 0
 Byte offset



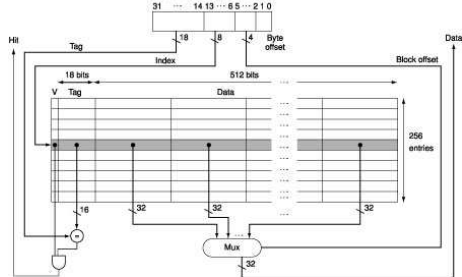
11/19/2004

CSE378 Intro to caches

28

Multword Cache

Address (showing bit positions)

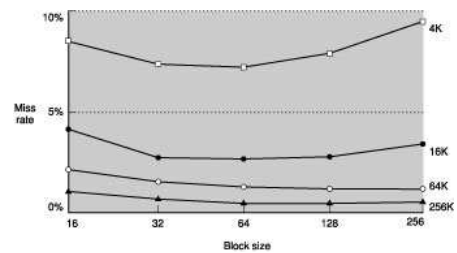


11/19/2004

CSE378 Intro to caches

29

Benefits of Multword Caches



11/19/2004

CSE378 Intro to caches

30

Why set-associative caches?

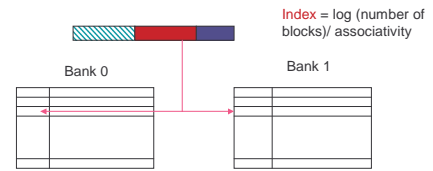
- Cons
 - The higher the associativity the larger the number of comparisons to be made in parallel for high-performance (can have an impact on cycle time for on-chip caches)
- Pros
 - Better hit ratio
 - Great improvement from 1 to 2, less from 2 to 4, minimal after that

11/19/2004

CSE378 Intro to caches

31

Set associative mapping



Note: we need one comparator per bank + mux to see if we have a hit.

11/19/2004

CSE378 Intro to caches

32