

Lectures 4 & 5

- Announcements:
 - HW1 posted shortly. We are going to discuss relevant material over the next two lectures.
 - Lab1 posted. But if you start doing it, you will realize we still need to discuss some basic concepts in class. Do not worry, we are going to give you enough time.
- Today:
 - Strings/pointers (from last time)
 - Functions in MIPS

An Example Function: Factorial

```
int fact(int n) {
    int i, f = 1;
    for (i = n; i > 0; i--)
        f = f * i;
    return f;
}

fact:
    li $t0, 1
    move $t1,$a0    # set i to n
loop:
    blez $t1,exit  # exit if done
    mul $t0,$t0,$t1 # build factorial
    addi $t1, $t1,-1 # i--
    j loop
exit:
    move $v0,$t0
    jr $ra
```

Register Correspondences

- \$zero \$0 Zero
- \$at \$1 Assembler temp
- \$v0-\$v1 \$2-3 Value (return from function)
- \$a0-\$a3 \$4-7 Argument (to function)
- \$t0-\$t7 \$8-15 Temporaries
- \$s0-\$s7 \$16-23 Saved Temporaries Saved
- \$t8-\$t9 \$24-25 Temporaries
- \$k0-\$k1 \$26-27 Kernel (OS) Registers
- \$gp \$28 Global Pointer Saved
- \$sp \$29 Stack Pointer Saved
- \$fp \$30 Frame Pointer Saved
- \$ra \$31 Return Address Saved

Functions in MIPS

- We'll talk about the 3 steps in handling function calls:
 1. The program's flow of control must be changed.
 2. Arguments and return values are passed back and forth.
 3. Local variables can be allocated and destroyed.
- And how they are handled in MIPS:
 - New instructions for calling functions.
 - Conventions for sharing registers between functions.
 - Use of a stack.

Control flow in C

- Invoking a function changes the control flow of a program twice.
 1. **Calling** the function
 2. **Returning** from the function
- In this example the **main** function calls **fact** twice, and **fact** returns twice—but to *different* locations in **main**.
- Each time **fact** is called, the CPU has to remember the appropriate **return address**.
- Notice that **main** itself is also a function! It is called by the operating system when you run the program.

```
int main()
{
    ...
    t1 = fact(8);
    t2 = fact(3);
    t3 = t1 + t2;
    ...
}

int fact(int n)
{
    int i, f = 1;
    for (i = n; i > 1; i--)
        f = f * i;
    return f;
}
```

Function control flow MIPS

- MIPS uses the jump-and-link instruction `jal` to call functions.
 - The `jal` saves the return address (the address of the *next* instruction) in the dedicated register `$ra`, before jumping to the function.
 - `jal` is the only MIPS instruction that can access the value of the program counter, so it can store the return address `PC+4` in `$ra`.

`jal Fact`

- To transfer control back to the caller, the function just has to jump to the address that was stored in `$ra`.

`jr $ra`

- Let's now add the `jal` and `jr` instructions that are necessary for our factorial example.

Data flow in C

- Functions accept **arguments** and produce **return values**.
- The **blue** parts of the program show the parameters and arguments of the fact function.
- The **purple** parts of the code deal with returning and using a result.

```
int main()
{
    ...
    t1 = fact(8);
    t2 = fact(3);
    t3 = t1 + t2;
    ...
}

int fact(int n)
{
    int i, f = 1;
    for (i = n; i > 1; i--)
        f = f * i;
    return f;
}
```

Data flow in MIPS

- MIPS uses the following conventions for function arguments and results.
 - Up to four function arguments can be “passed” by placing them in argument registers `$a0-$a3` before calling the function with `jal`.
 - A function can “return” up to two values by placing them in registers `$v0-$v1`, before returning via `jr`.
- These conventions are not enforced by the hardware or assembler, but programmers agree to them so functions written by different people can interface with each other.
- Later we’ll talk about handling additional arguments or return values.

A note about types

- Assembly language is **untyped**—there is no distinction between integers, characters, pointers or other kinds of values.
- It is up to *you* to “type check” your programs. In particular, make sure your function arguments and return values are used consistently.
- For example, what happens if somebody passes the *address* of an integer (instead of the integer itself) to the fact function?

The big problem so far

- There is a big problem here!
 - The main code uses `$t1` to store the result of `fact(8)`.
 - But `$t1` is also used within the `fact` function!
- The subsequent call to `fact(3)` will overwrite the value of `fact(8)` that was stored in `$t1`.

Nested functions

- A similar situation happens when you call a function that then calls another function.
- Let's say A calls B, which calls C.
 - The arguments for the call to C would be placed in \$a0-\$a3, thus *overwriting* the original arguments for B.
 - Similarly, `jal C` overwrites the return address that was saved in \$ra by the earlier `jal B`.

```
A:  ...
    # Put B's args in $a0-$a3
    jal B      # $ra = A2
```

```
A2:  ...
```

```
B:  ...
    # Put C's args in $a0-$a3,
    # erasing B's args!
    jal C      # $ra = B2
```

```
B2:  ...
    jr $ra    # Where does
             # this go???
```

```
C:  ...
    jr $ra
```

Spilling registers

- The CPU has a limited number of registers for use by all functions, and it's possible that several functions will need the same registers.
- We can keep important registers from being overwritten by a function call, by saving them before the function executes, and restoring them after the function completes.
- But there are two important questions.
 - Who is responsible for saving registers—the caller or the callee?
 - Where exactly are the register contents saved?



Who saves the registers?

- Who is responsible for saving important registers across function calls?
 - The caller knows which registers are important to it and should be saved.
 - The callee knows exactly which registers it will use and potentially overwrite.
- However, in the typical “black box” programming approach, the caller and callee do not know anything about each other’s implementation.
 - Different functions may be written by different people or companies.
 - A function should be able to interface with any client, and different implementations of the same function should be substitutable.
- So how can two functions cooperate and share registers when they don’t know anything about each other?

The caller could save the registers...

- One possibility is for the *caller* to save any important registers that it needs before making a function call, and to restore them after.
- But the caller does not know what registers are actually written by the function, so it may save more registers than necessary.
- In the example on the right, *frodo* wants to preserve *\$a0*, *\$a1*, *\$s0* and *\$s1* from *gollum*, but *gollum* may not even use those registers.

```
frodo: li    $a0, 3
       li    $a1, 1
       li    $s0, 4
       li    $s1, 1

       # Save registers
       # $a0, $a1, $s0, $s1

       jal   gollum

       # Restore registers
       # $a0, $a1, $s0, $s1

       add   $v0, $a0, $a1
       add   $v1, $s0, $s1
       jr    $ra
```

...or the callee could save the registers...

- Another possibility is if the *callee* saves and restores any registers it might overwrite.
- For instance, a `gollum` function that uses registers `$a0`, `$a2`, `$s0` and `$s2` could save the original values first, and restore them before returning.
- But the callee does not know what registers are important to the caller, so again it may save more registers than necessary.

```
gollum:
```

```
# Save registers  
# $a0 $a2 $s0 $s2
```

```
li    $a0, 2
```

```
li    $a2, 7
```

```
li    $s0, 1
```

```
li    $s2, 8
```

```
...
```

```
# Restore registers  
# $a0 $a2 $s0 $s2
```

```
jr    $ra
```

...or they could work together

- MIPS uses conventions again to split the register spilling chores.
- The *caller* is responsible for saving and restoring any of the following **caller-saved registers** that it cares about.

\$t0-\$t9

\$a0-\$a3

\$v0-\$v1

In other words, the callee may freely modify these registers, under the assumption that the caller already saved them if necessary.

- The *callee* is responsible for saving and restoring any of the following **callee-saved registers** that it uses. (Remember that \$ra is “used” by jal.)

\$s0-\$s7

\$ra

Thus the caller may assume these registers are not changed by the callee.

- \$ra is tricky; it is saved by a callee who is also a caller.
- Be especially careful when writing nested functions, which act as both a caller and a callee!

Register spilling example

- This convention ensures that the caller and callee together save all of the important registers—frodo only needs to save registers `$a0` and `$a1`, while gollum only has to save registers `$s0` and `$s2`.

```
frodo:  li    $a0, 3
        li    $a1, 1
        li    $s0, 4
        li    $s1, 1

        # Save registers
        # $a0 and $a1

        jal   gollum

        # Restore registers
        # $a0 and $a1

        add   $v0, $a0, $a1
        add   $v1, $s0, $s1
        jr    $ra

gollum: # Save registers
        # $s0 and $s2

        li    $a0, 2
        li    $a2, 7
        li    $s0, 1
        li    $s2, 8
        ...

        # Restore registers
        # $s0 and $s2

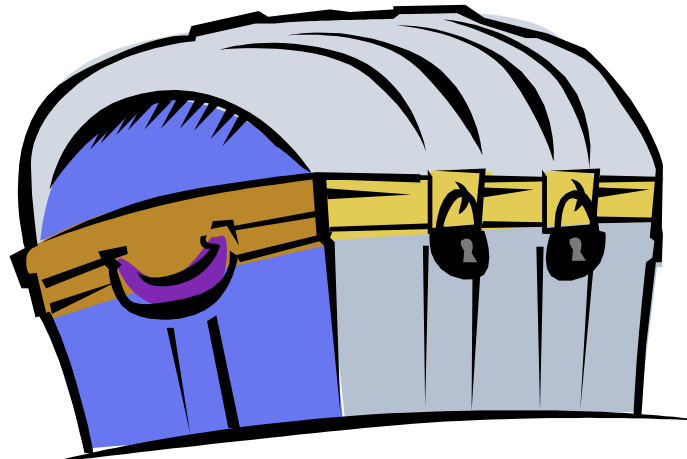
        jr    $ra
```

How to fix factorial

- In the factorial example, main (the caller) should save two registers.
 - `$t1` must be saved before the second call to fact.
 - `$ra` will be implicitly overwritten by the jal instructions.
- But fact (the callee) does not need to save anything. It only writes to registers `$t0`, `$t1` and `$v0`, which should have been saved by the caller.

Where are the registers saved?

- Now we know who is responsible for saving which registers, but we still need to discuss where those registers are saved.
- It would be nice if each function call had its own private memory area.
 - This would prevent other function calls from overwriting our saved registers—otherwise using memory is no better than using registers.
 - We could use this private memory for other purposes too, like storing local variables.

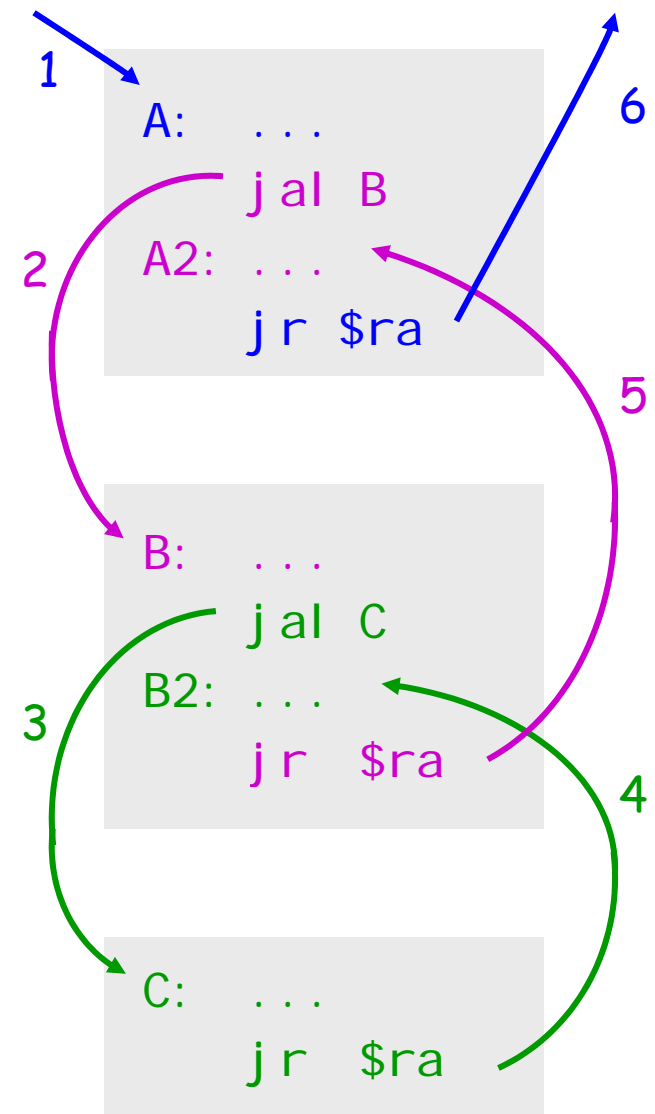


Function calls and stacks

- Notice function calls and returns occur in a stack-like order: the most recently called function is the first one to return.

1. Someone calls A
2. A calls B
3. B calls C
4. C returns to B
5. B returns to A
6. A returns

- Here, for example, C must return to B *before* B can return to A.



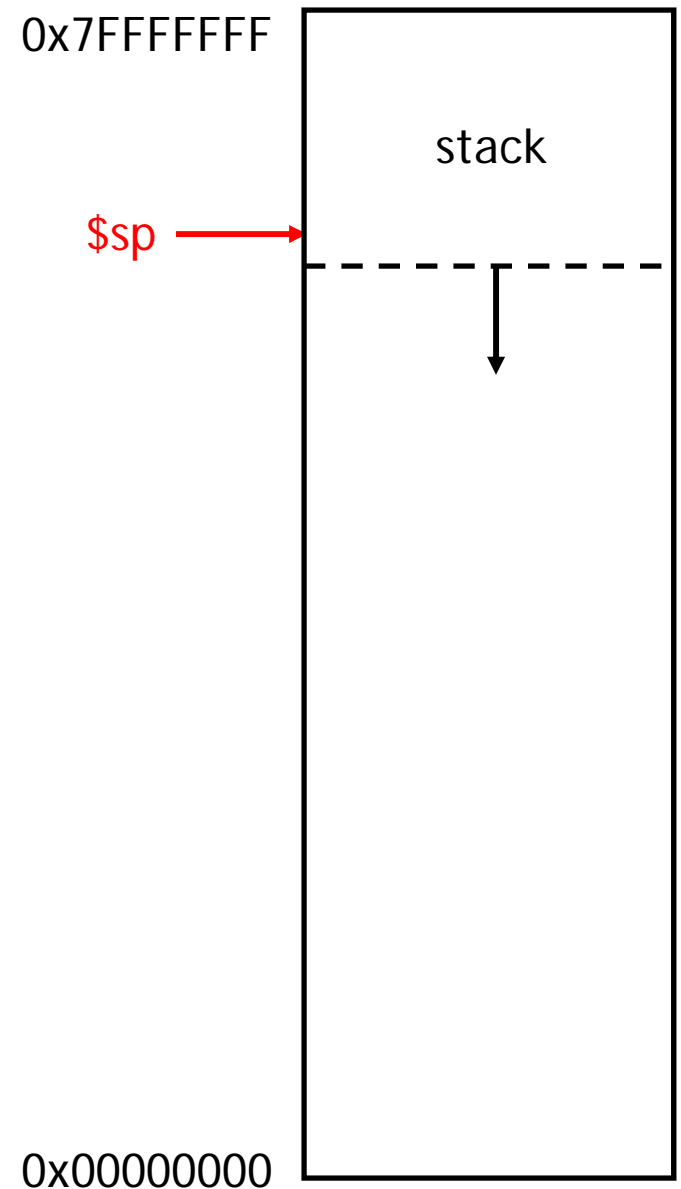
Stacks and function calls

- It's natural to use a **stack** for function call storage. A block of stack space, called a **stack frame**, can be allocated for each function call.
 - When a function is called, it creates a new frame onto the stack, which will be used for local storage.
 - Before the function returns, it must pop its stack frame, to restore the stack to its original state.
- The stack frame can be used for several purposes.
 - Caller- and callee-save registers can be put in the stack.
 - The stack frame can also hold local variables, or extra arguments and return values.



The MIPS stack

- In MIPS machines, part of main memory is reserved for a stack.
 - The stack grows downward in terms of memory addresses.
 - The address of the top element of the stack is stored (by convention) in the “stack pointer” register, $\$sp$.
- MIPS does not provide “push” and “pop” instructions. Instead, they must be done explicitly by the programmer.



Pushing elements

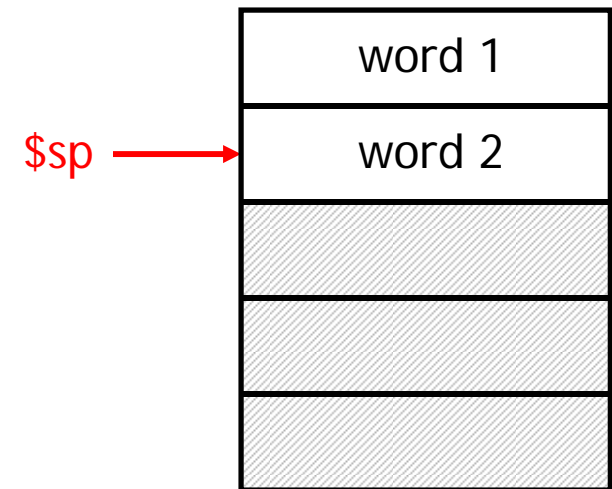
- To **push** elements onto the stack:
 - Move the stack pointer **\$sp** down to make room for the new data.
 - Store the elements into the stack.
- For example, to push registers **\$t1** and **\$t2** onto the stack:

```
sub $sp, $sp, 8
sw  $t1, 4($sp)
sw  $t2, 0($sp)
```

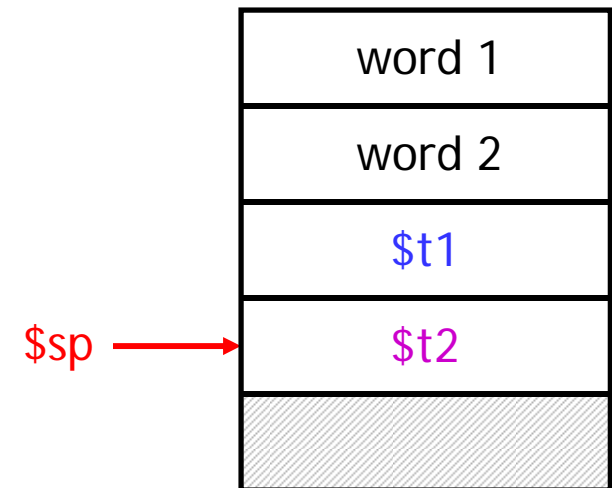
- An equivalent sequence is:

```
sw  $t1, -4($sp)
sw  $t2, -8($sp)
sub $sp, $sp, 8
```

- Before and after diagrams of the stack are shown on the right.



Before



After

Accessing and popping elements

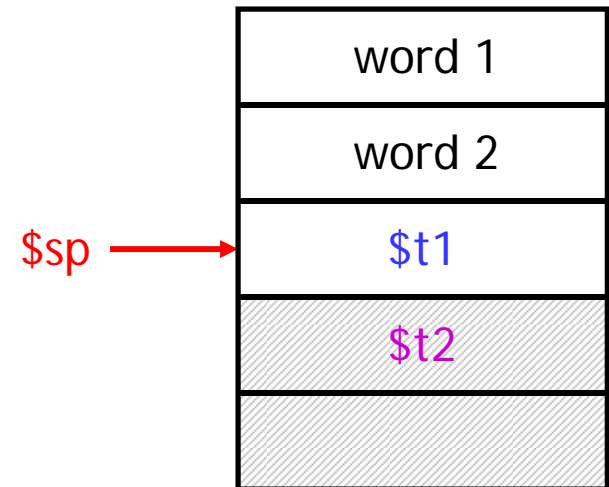
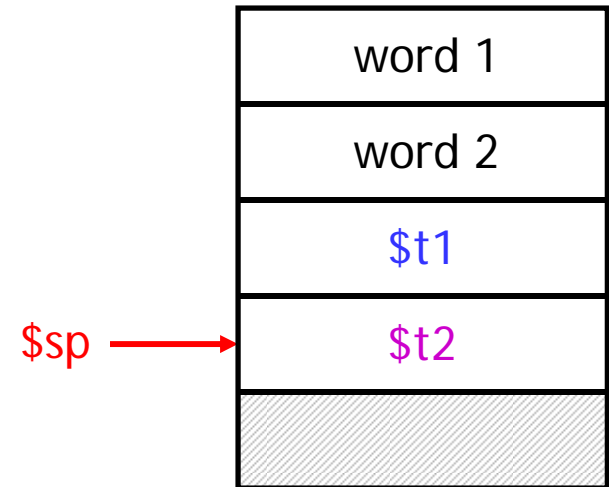
- You can access any element in the stack (not just the top one) if you know where it is relative to `$sp`.
- For example, to retrieve the value of `$t1`:

```
lw $s0, 4($sp)
```

- You can **pop**, or “erase,” elements simply by adjusting the stack pointer upwards.
- To pop the value of `$t2`, yielding the stack shown at the bottom:

```
addi $sp, $sp, 4
```

- Note that the popped data is still present in memory, but data past the stack pointer is considered invalid.



Summary

- Today we focused on implementing function calls in MIPS.
 - We call functions using `jal`, passing arguments in registers `$a0-$a3`.
 - Functions place results in `$v0-$v1` and return using `jr $ra`.
- Managing resources is an important part of function calls.
 - To keep important data from being overwritten, registers are saved according to conventions for `caller-save` and `callee-save` registers.
 - Each function call uses stack memory for saving registers, storing local variables and passing extra arguments and return values.
- Assembly programmers must follow many conventions. Nothing prevents a rogue program from overwriting registers or stack memory used by some other function.