

# CSE 403: Software Engineering, Spring 2015

[courses.cs.washington.edu/courses/cse403/15sp/](http://courses.cs.washington.edu/courses/cse403/15sp/)

# Refactoring



**Emina Torlak**

[emina@cs.washington.edu](mailto:emina@cs.washington.edu)

# Outline

- Problem: code maintenance
- Refactoring: when, why, and how
- Refactoring in the real world

## REFACTORING IS KEY



**code maintenance is hard ...**

# Problem: bit rot

# Problem: bit rot

- After several months and new versions, many codebases reach one of the following states:
  - **rewritten:** nothing remains from the original code.
  - **abandoned:** the original code is thrown out and rewritten from scratch.
  - ...even if the code was initially reviewed and well-designed, and even if later checkins are reviewed

# Problem: bit rot

- After several months and new versions, many codebases reach one of the following states:
  - **rewritten:** nothing remains from the original code.
  - **abandoned:** the original code is thrown out and rewritten from scratch.
  - ...even if the code was initially reviewed and well-designed, and even if later checkins are reviewed
- Why is this?
  - Systems evolve to meet new needs and add new features
  - If the code's structure does not also evolve, it will "rot"

# Code maintenance ...



# Code maintenance ...

- **Code maintenance:** modification of a software product after it has been delivered.





# Code maintenance ...

- **Code maintenance:** modification of a software product after it has been delivered.
- Purposes:
  - fixing bugs
  - improving performance
  - improving design
  - adding features



# Code maintenance ...

- **Code maintenance:** modification of a software product after it has been delivered.
- Purposes:
  - fixing bugs
  - improving performance
  - improving design
  - adding features
- ~80% of maintenance is for non-bug-fix-related activities such as adding functionality (Pigosky 1997)



# Code maintenance is hard



# Code maintenance is hard

- It's harder to maintain code than write new code.
  - You must understand code written by another developer, or code you wrote at a different time with a different mindset
  - Danger of errors in fragile, hard-to-understand code



# Code maintenance is hard

- It's harder to maintain code than write new code.
  - You must understand code written by another developer, or code you wrote at a different time with a different mindset
  - Danger of errors in fragile, hard-to-understand code
- Maintenance is how developers spend **most of their time**
  - Many developers hate code maintenance. Why?



# Code maintenance is hard

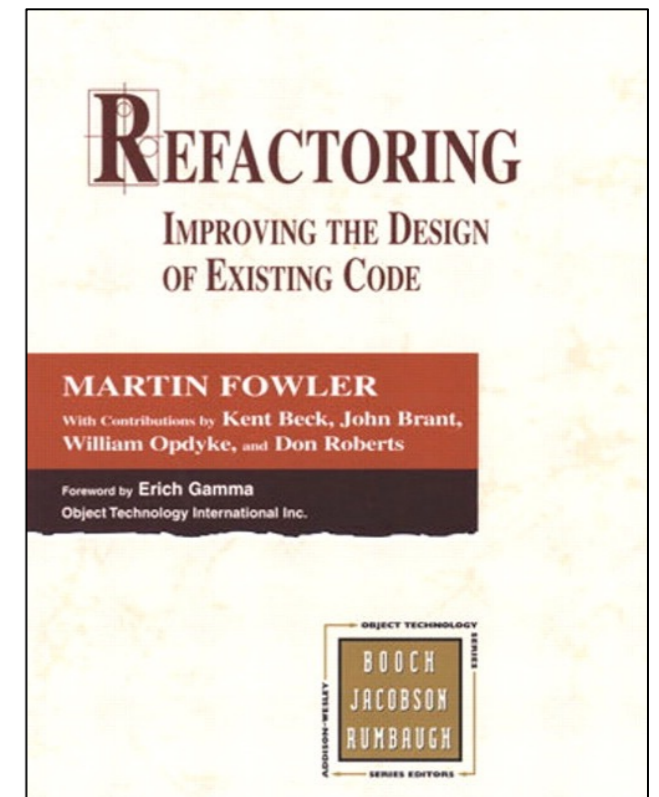
- It's harder to maintain code than write new code.
  - You must understand code written by another developer, or code you wrote at a different time with a different mindset
  - Danger of errors in fragile, hard-to-understand code
- Maintenance is how developers spend **most of their time**
  - Many developers hate code maintenance. Why?
- It pays to design software well and plan ahead so that later maintenance will be less painful
  - Capacity for future change must be anticipated



# **refactoring: what, when, why, and how**

# What is refactoring?

- **Refactoring:** improving a piece of software's internal structure without altering its external behavior.
  - Incurs a short-term overhead to reap long-term benefits
  - A long-term investment in overall system quality.
- Refactoring is not the same thing as:
  - rewriting code
  - adding features
  - debugging code





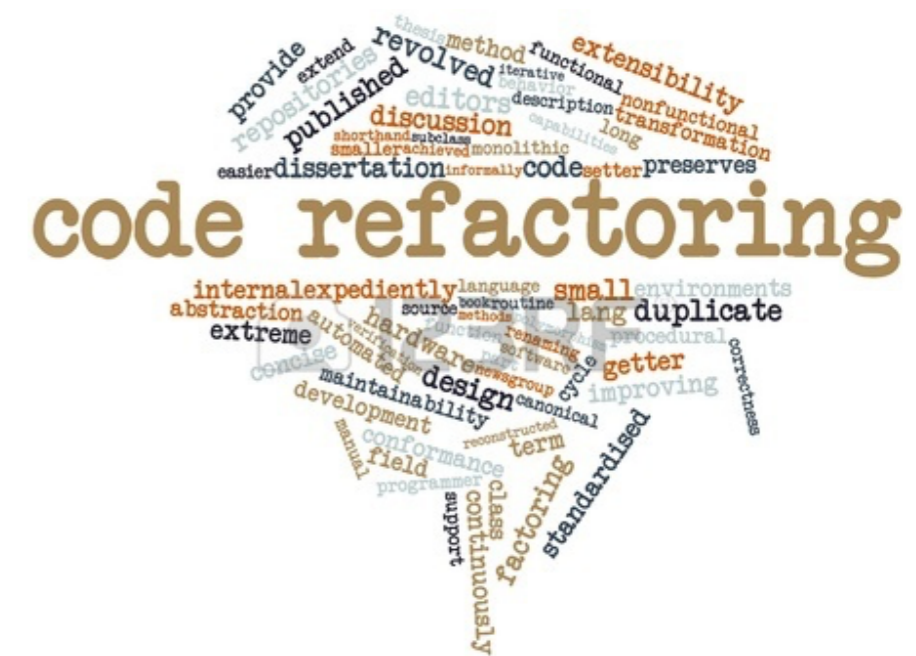






# Why refactor?

- Why fix a part of your system that isn't broken?
- Each part of your system's code has 3 purposes:
  - to execute its functionality,
  - to allow change,
  - to communicate well to developers who read it.
- If the code does not do these, it is broken.





# **When to refactor?**

# When to refactor?

- When is it best for a team to refactor their code?
  - Best done **continuously** (like testing) as part of the process
  - Hard to do well late in a project (like testing)

# When to refactor?

- When is it best for a team to refactor their code?
  - Best done **continuously** (like testing) as part of the process
  - Hard to do well late in a project (like testing)
- Refactor when you identify an area of your system that:
  - isn't well designed
  - isn't thoroughly tested, but seems to work so far
  - now needs new features to be added



# Code “smells”: signs you should refactor

- Duplicated code; dead code
- Poor abstraction
- Large loop, method, class, parameter list
- Module has too little cohesion
- Modules have too much coupling
- Module has poor encapsulation
- A "middle man" object doesn't do much
- A “weak subclass” doesn’t use inherited functionality
- Design is unnecessarily general or too specific



# Low-level refactoring

# Low-level refactoring

- Names:
  - Renaming (methods, variables)
  - Naming (extracting) "magic" constants

# Low-level refactoring

- Names:
  - Renaming (methods, variables)
  - Naming (extracting) "magic" constants
- Procedures:
  - Extracting code into a method
  - Extracting common functionality (including duplicate code) into a module/method/etc.
  - Inlining a method/procedure
  - Changing method signatures

# Low-level refactoring

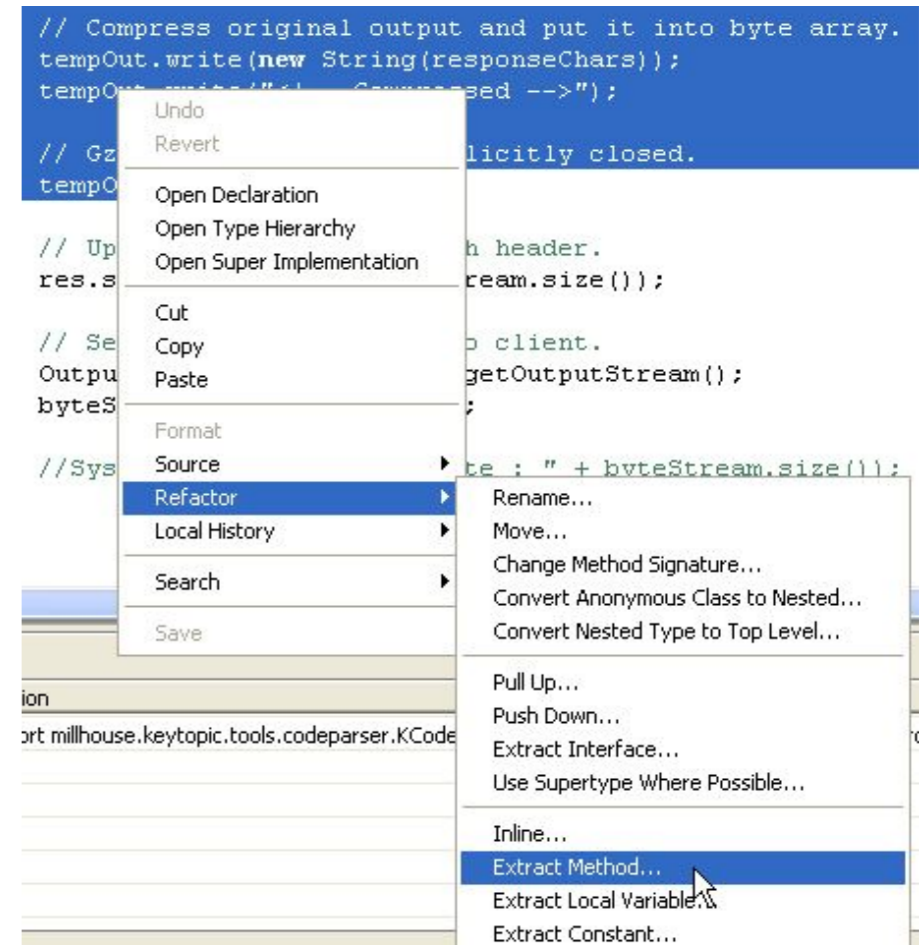
- Names:
  - Renaming (methods, variables)
  - Naming (extracting) "magic" constants
- Procedures:
  - Extracting code into a method
  - Extracting common functionality (including duplicate code) into a module/method/etc.
  - Inlining a method/procedure
  - Changing method signatures
- Reordering:
  - Splitting one method into several to improve cohesion and readability (by reducing its size)
  - Putting statements that semantically belong together near each other



See also  
[refactoring.com/  
catalog/](http://refactoring.com/catalog/)

# IDE support for low-level refactoring

- Eclipse / Visual Studio support:
  - variable / method / class renaming
  - method or constant extraction
  - extraction of redundant code snippets
  - method signature change
  - extraction of an interface from a type
  - method inlining
  - providing warnings about method invocations with inconsistent parameters
  - help with self-documenting code through auto-completion



# High-level refactoring

# High-level refactoring

- Deep implementation and design changes
  - Refactoring to design patterns
  - Exchanging risky language idioms with safer alternatives
  - Performance optimization
  - Clarifying a statement that has evolved over time or is unclear



# High-level refactoring

- Deep implementation and design changes
  - Refactoring to design patterns
  - Exchanging risky language idioms with safer alternatives
  - Performance optimization
  - Clarifying a statement that has evolved over time or is unclear
- Compared to low-level refactoring, high-level is:
  - Not as well-supported by tools
  - Much more **important!**

# How to refactor?

- When you identify an area of your system that:
  - is poorly designed
  - is poorly tested, but seems to work so far
  - now needs new features
- What should you do?



# How to refactor? Have a plan!




# Refactoring plan (1/2)

# Refactoring plan (1/2)

- Write **unit tests** that verify the code's external correctness.
  - They should pass on the current poorly designed code.
  - Having unit tests helps make sure any refactor doesn't break existing behavior (regressions).

# Refactoring plan (1/2)

- Write **unit tests** that verify the code's external correctness.
  - They should pass on the current poorly designed code.
  - Having unit tests helps make sure any refactor doesn't break existing behavior (regressions).
- Analyze the code to decide the **risk** and benefit of refactoring.
  - If it is too risky, not enough time remains, or the refactor will not produce enough benefit to the project, don't do it.



# Refactoring plan (2/2)

# Refactoring plan (2/2)

- Refactor the code.
  - Some tests may break. Fix the bugs.



# Refactoring plan (2/2)

- Refactor the code.
  - Some tests may break. Fix the bugs.
- Code review the changes.

# Refactoring plan (2/2)


- Refactor the code.
  - Some tests may break. Fix the bugs.
- Code review the changes.
- Check in your refactored code.
  - Keep each refactoring **small**; refactor one unit at a time.
    - Helps isolate new bugs and regressions.
  - Your checkin should contain only your refactor.
  - Your checkin should **not** contain other changes such as new features, fixes to unrelated bugs, and other tweaks.

**refactoring in the real world**

reality

# Barriers to refactoring: “I don’t have time!”

- Refactoring incurs an **up-front cost**.
  - Some developers don't want to do it
  - Most managers don't like it, because they lose time and gain “nothing” (no new features).
- However ...
  - Clean code is more conducive to **rapid development**
    - Estimates put ROI at >500% for well-done code
  - Finishing refactoring increases **programmer morale**
    - Developers prefer working in a “clean house”



# Barriers to refactoring: company/team culture

- Many small companies and startups skip refactoring.
  - “We're too small to need it!”
  - “We can't afford it!”
- Reality:
  - Refactoring is an investment in quality of the company's product and code base, often their prime assets.
  - Many web startups are using the most cutting-edge technologies, which evolve rapidly. So should the code.
  - If a key team member leaves (common in startups) ...
  - If a new team member joins (also common) ...

# Refactoring and teamwork: communicate!

- Amount of overhead/communication needed depends on size of refactor.
  - Small: just do it, check it in, get it code reviewed.
  - Medium: possibly loop in tech lead or another dev.
  - Large: meet with team, flush out ideas, do a design doc or design review, get approval before beginning, and do a **phased refactoring**.
- Avoids possible bad scenarios:
  - Two devs refactor same code simultaneously.
  - Refactor breaks another dev's new feature they are adding.
  - Refactor actually is not a very good design; doesn't help.
  - Refactor ignores future use cases, needs of code/app.
  - Tons of merge conflicts and pain for other devs.

# Summary

- Refactoring improves internal software structure without altering its external behavior.
  - Short-term overhead ...
  - But many long-term benefits
- Have a refactoring plan.
- Communicate the plan to your team.

