
Processes

CSE 410, Spring 2009
Computer Systems

<http://www.cs.washington.edu/410/>

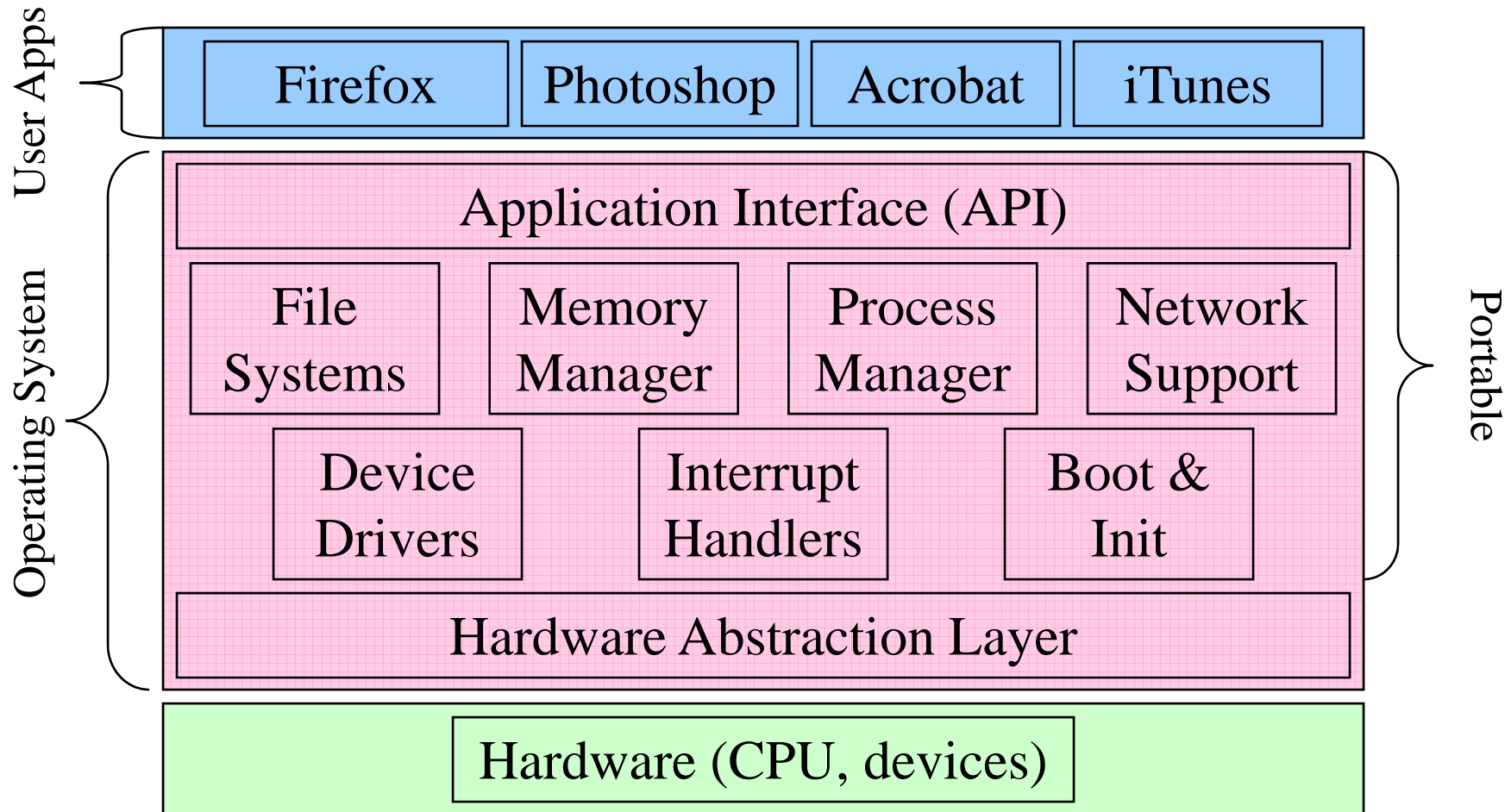
Reading and References

- Reading
 - » Chapter 3 through 3.3, *Operating System Concepts*, 7th or 8th ed., Silberschatz, Galvin, and Gagne

Process Management

- This lecture begins a series of topics on processes, threads, and synchronization
 - » this is perhaps the most important part of the OS lectures
- Today: processes and process management
 - » what are the OS units of execution?
 - » how are they represented inside the OS?
 - » how is the CPU scheduled across processes?
 - » what are the possible execution states of a process?
 - and how does the system move between them?

Example OS in operation



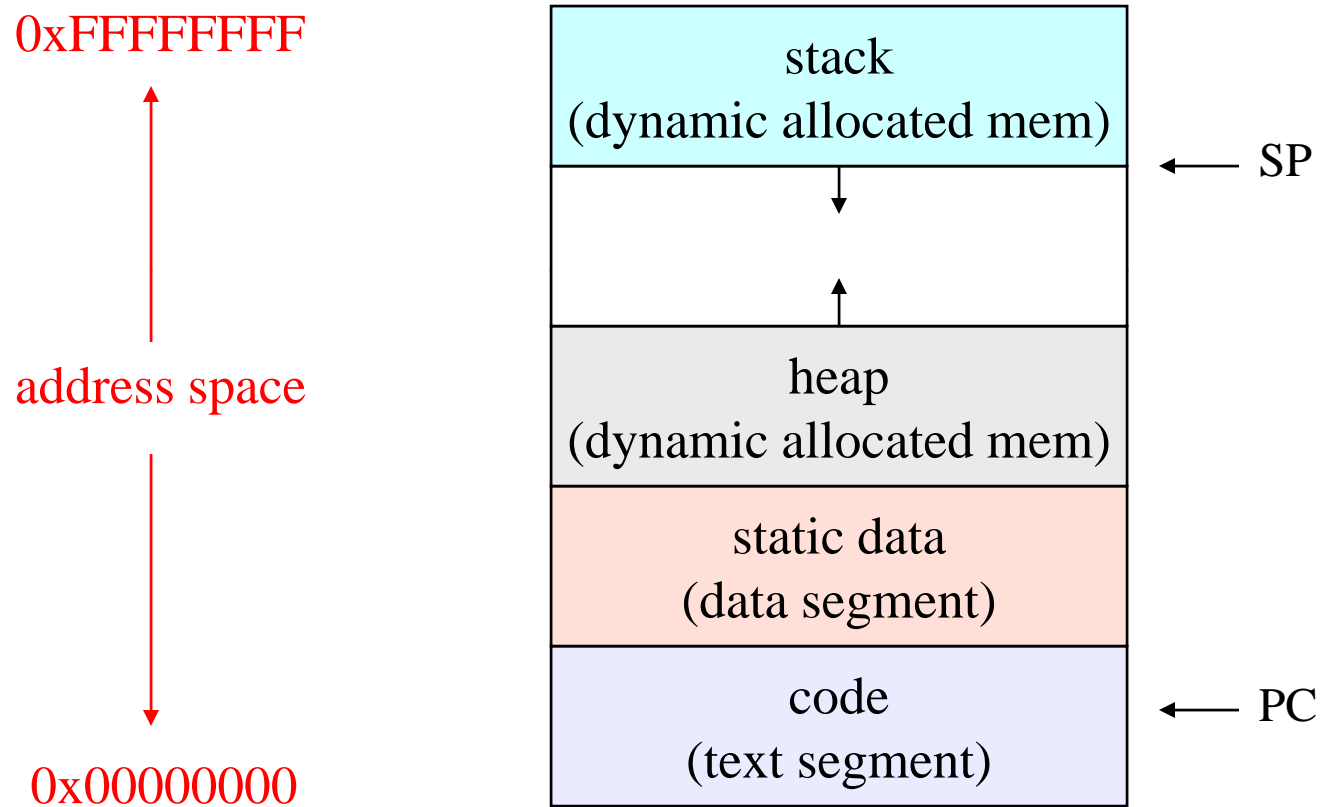
The Process

- The process is the OS's abstraction for execution
 - » the unit of execution
 - » the unit of scheduling
 - » the dynamic (active) execution context
 - compared with program: static, just a bunch of bytes
 - there may be ≥ 1 process running the same program
- Process is often called a **job**, **task**, or **sequential process**
 - » a sequential process is a program in execution
 - defines the instruction-at-a-time execution of a program

What's in a Process?

- A process consists of (at least):
 - » an address space
 - » the code for the running program
 - » the data for the running program
 - » an execution stack and stack pointer (SP)
 - traces state of procedure calls made
 - » the program counter (PC), indicating the next instruction
 - » a set of general-purpose processor registers and their values
 - » a set of OS resources
 - open files, network connections, sound channels, ...
- The process is a container for all of this state
 - » a process is named by a process ID (PID)
 - just an integer

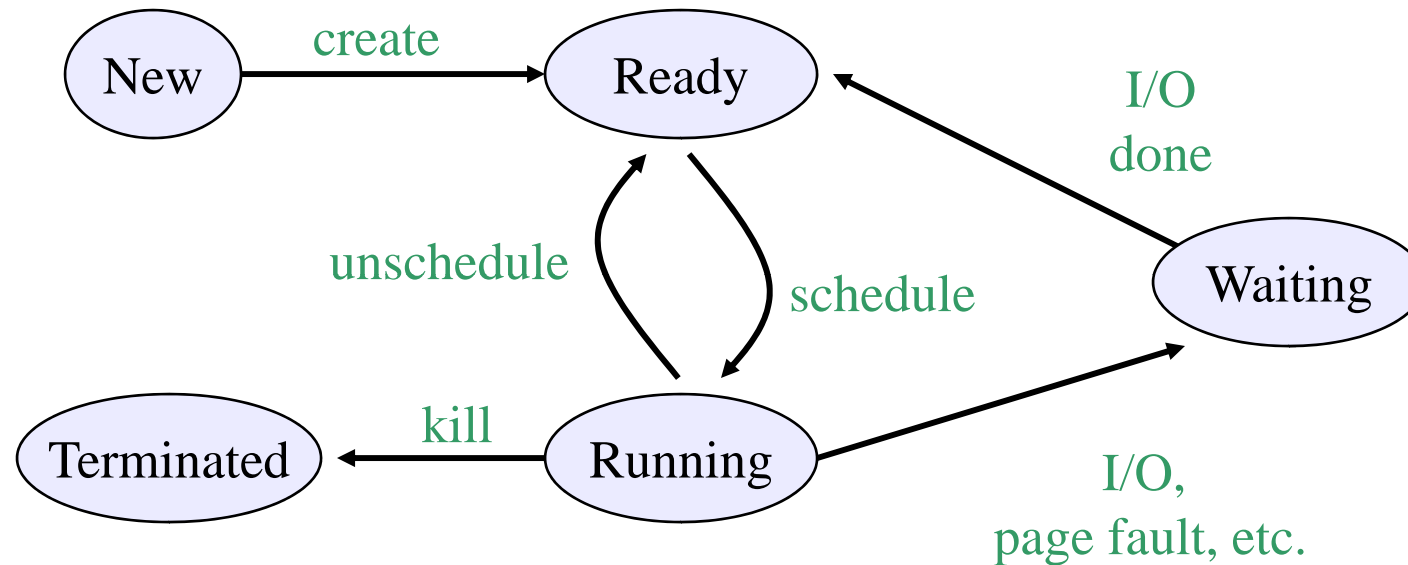
A process's address space



Process states

- Each process has an **execution state**, which indicates what it is currently doing
 - » ready: waiting to be assigned to CPU
 - could run, but another process has the CPU
 - » running: executing on the CPU
 - is the process that currently controls the CPU
 - pop quiz: how many processes can be running simultaneously?
 - » waiting: waiting for an event, e.g. I/O
 - cannot make progress until event happens
- As a process executes, it moves from state to state
 - » UNIX: run **ps**, STAT column shows current state
 - » which state is a process in most of the time?

Process state transitions



- What can cause schedule/unschedule transitions?

Process data structures

- How does the OS represent a process in the kernel?
 - » at any time, there are many processes, each in its own particular state
 - » the OS data structure that represents each is called the **process control block** (PCB)
- PCB contains all info about the process
 - » OS keeps all of a process' hardware execution state in the PCB when the process isn't running
 - PC
 - SP
 - registers
 - » when process is unscheduled, the state is transferred out of the hardware into the PCB

PCB

- The PCB is a data structure with many, many fields:
 - » process ID (PID)
 - » execution state
 - » program counter, stack pointer, registers
 - » memory management info
 - » UNIX username of owner
 - » scheduling priority
 - » accounting info
 - » pointers into state queues
- In linux:
 - » defined in `task_struct` (`include/linux/sched.h`)
 - » over 95 fields!!!

Simple Process Control Block

process state
process number
program counter
stack pointer
copies of general-purpose registers
memory management info
username of owner
queue pointers for state queues
scheduling info (priority, etc.)
accounting info

PCBs and Hardware State

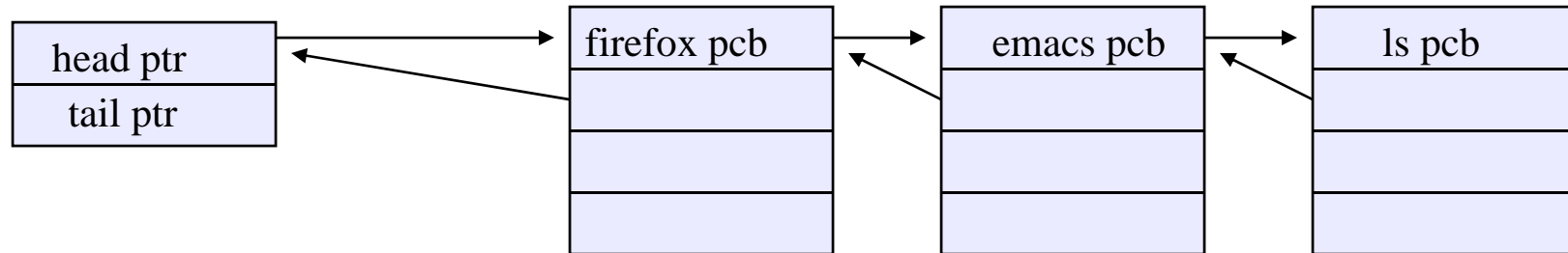
- When a process is running, its hardware state is inside the CPU
 - » PC, SP, registers
 - » CPU contains current values
- When the OS stops running a process (puts it in the waiting state), it saves the registers' values in the PCB
 - » when the OS puts the process in the running state, it loads the hardware registers from the values in that process' PCB
- The act of switching the CPU from one process to another is called a **context switch**
 - » timesharing systems may do 100s or 1000s of switches/sec.
 - » takes about 5 microseconds on today's hardware

State queues

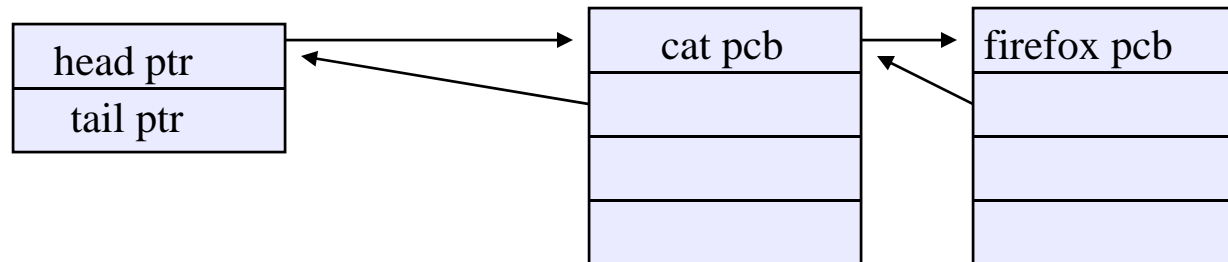
- The OS maintains a collection of queues that represent the state of all processes in the system
 - » typically one queue for each state
 - e.g., ready, waiting, ...
 - » each PCB is queued onto a state queue according to its current state
 - » as a process changes state, its PCB is unlinked from one queue, and linked onto another

State queues

Ready queue header



Wait queue header



- There may be many wait queues, one for each type of wait (particular device, timer, message, ...)

PCBs and State Queues

- PCBs are data structures
 - » dynamically allocated inside OS memory
- When a process is created:
 - » OS allocates a PCB for it
 - » OS initializes PCB
 - » OS puts PCB on the correct queue
- As a process computes:
 - » OS moves its PCB from queue to queue
- When a process is terminated:
 - » OS deallocates its PCB

Process creation

- One process can create another process
 - » creator is called the **parent**
 - » created process is called the **child**
 - » UNIX: do `ps`, look for PPID field
 - » what creates the first process, and when?
- In some systems, parent defines or donates resources and privileges for its children
 - » UNIX: child inherits parents userID field, etc.
- when child is created, parent may either wait for it to finish, or it may continue in parallel, or both!

UNIX process creation

- UNIX process creation through `fork()` system call
 - » creates and initializes a new PCB
 - » creates a new address space
 - » initializes new address space with a copy of the entire contents of the address space of the parent
 - » initializes kernel resources of new process with resources of parent (e.g. open files)
 - » places new PCB on the ready queue
- the `fork()` system call returns twice
 - » once into the parent, and once into the child
 - » returns the child's PID to the parent
 - » returns 0 to the child

fork()

```
int main(int argc, char **argv)
{
    char *name = argv[0];
    int child_pid = fork();
    if (child_pid == 0) {
        printf("Child of %s is %d\n",
            name, child_pid);
        return 0;
    } else {
        printf("My child is %d\n", child_pid);
        return 0;
    }
}
```

output

```
spinlock% gcc -o testparent testparent.c
spinlock% ./testparent
My child is 486
Child of testparent is 0
spinlock% ./testparent
Child of testparent is 0
My child is 486
```

Fork and exec

- So how do we start a new program, instead of just forking the old program?
 - » the `exec()` system call!
 - » `int exec(char *prog, char ** argv)`
- `exec()`
 - » stops the current process
 - » loads program 'prog' into the address space
 - » initializes hardware context, args for new program
 - » places PCB onto ready queue
 - » note: does not create a new process!
- what does it mean for `exec` to return?
 - » what happens if you “`exec csh`” in your shell?
 - » what happens if you “`exec ls`” in your shell?

UNIX shells

```
int main(int argc, char **argv)
{
    while (1) {
        char *cmd = get_next_command();
        int child_pid = fork();
        if (child_pid == 0) {
            manipulate STDIN/STDOUT/STDERR fd's
            exec(cmd);
            panic("exec failed!");
        } else {
            wait(child_pid);
        }
    }
}
```

Windows *CreateProcess* function

- Open the program file to be executed
- Create the Windows executive process object
- Create the initial thread (stack, context, ...)
- Notify Win32 subsystem about new process
- Start execution of the initial thread
- Complete initialization (eg, load dlls)
- Continue execution in both processes