

Database Systems

CSE 414

Lecture 16: JSON and SQL++
(mostly not in textbook)

Announcement

- Midterm graded
 - to be handed back in section
 - answers were okay on problems 1, 3, 4
 - problem 2 caused a lot of difficulty
 - expect a final question on cost based optimization
- HW5 will be posted tonight: due May 9
 - uses AsterixDB
- Section on installing & using AsterixDB
 - get through problem 1 tomorrow

NoSQL (cont)

Google Cloud Datastore demo

Kind

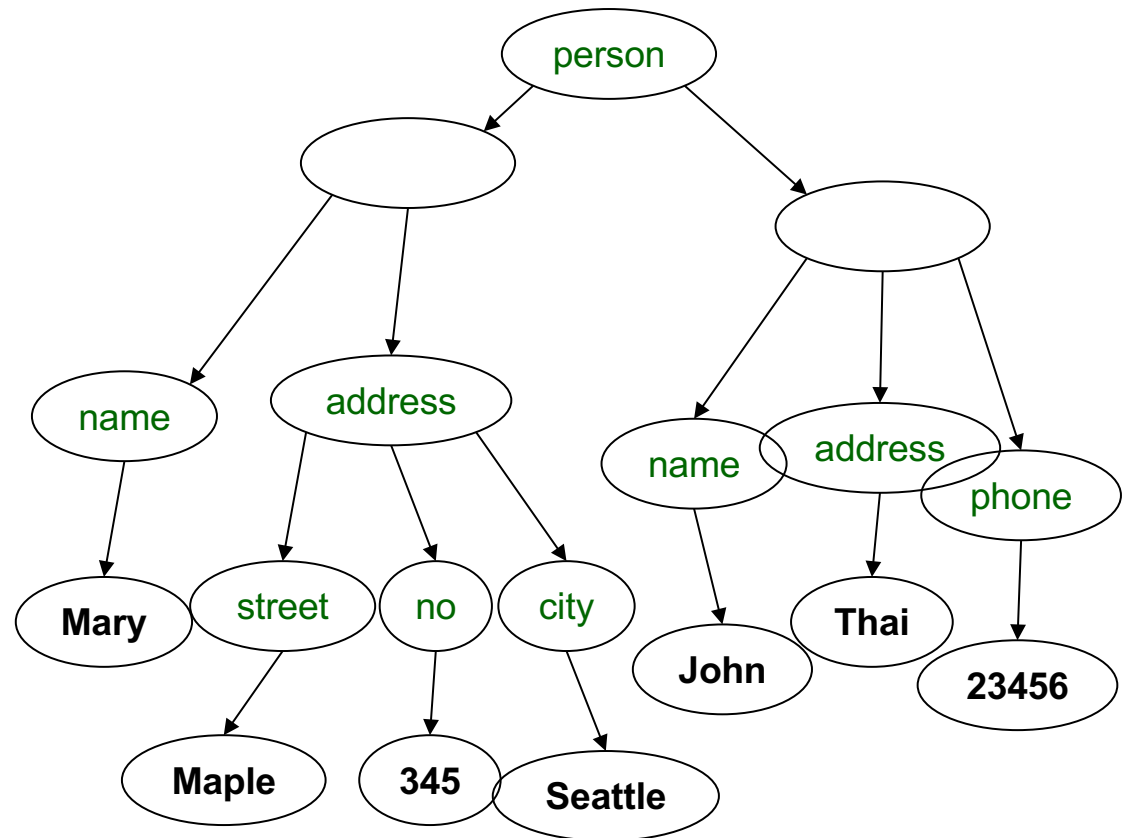
Ticker Filter entities

<input type="checkbox"/> Name/ID	CIKNo	CUSIP	CompanyName
<input type="checkbox"/> name=A	MDAwMTA5MDg3Mg==	MDA4NDZVMTAx	QWdpbGVudCBUZWNobm9sb2dpZXMgSW5j
<input type="checkbox"/> name=AA	MDAwMTY3NTE0OQ==	MDEzODcyMTA2	QWxjb2EgQ29ycA==
<input type="checkbox"/> name=AAL	MDAwMDAwNjIwMQ==	MDIzNzZSMTAy	QW1lcmliYW4gQWlybGluZXMgR3JvdXAgaSW5j
<input type="checkbox"/> name=AAP	MDAwMTE1ODQ0OQ==	MDA3NTFZMTA2	QWR2YW5jZSBBdXRvIFBhcnRzLCBJbmMu
<input type="checkbox"/> name=AAPL	MDAwMDMyMDE5Mw==	MDM3ODMzMTAw	QXBwbGUgSW5jLg==
<input type="checkbox"/> name=ABBV	MDAwMTU1MTE1Mg==	MDAyODdZMTA5	QWJiVmllIEluYw==
<input type="checkbox"/> name=ABC	MDAwMTE0MDg1OQ==	MDMwNzNFMTA1	QW1lcmliZ3VyY2VCZXJnZW4gQ29ycC4=
<input type="checkbox"/> name=ABT	MDAwMDAwMTgwMA==	MDAyODI0MTAw	QWJib3R0IEhhYm9yYXRvcmllcw==
<input type="checkbox"/> name=ACN	MDAwMTQ2NzM3Mw==	RzExNTFDMTAx	QWNjZW50dXJlIFBsYw==
<input type="checkbox"/> name=ADBE	MDAwMDc5NjM0Mw==	MDA3MjRGMTAx	QWRvYmUgU3IzdGVtcyBJbmNvcnBvcmlF0ZWQ=
<input type="checkbox"/> name=ADI	MDAwMDAwNjI4MQ==	MDMyNjU0MTA1	QW5hbG9nIERldmliZXMsIEluYy4=

JSON (cont.)

JSON Semantics: a Tree !

```
{  
  "person":  
    [  
      {  
        "name": "Mary",  
        "address":  
          {  
            "street": "Maple",  
            "no": 345,  
            "city": "Seattle"}  
      },  
      {  
        "name": "John",  
        "address": "Thailand",  
        "phone": 2345678}  
    ]  
}
```



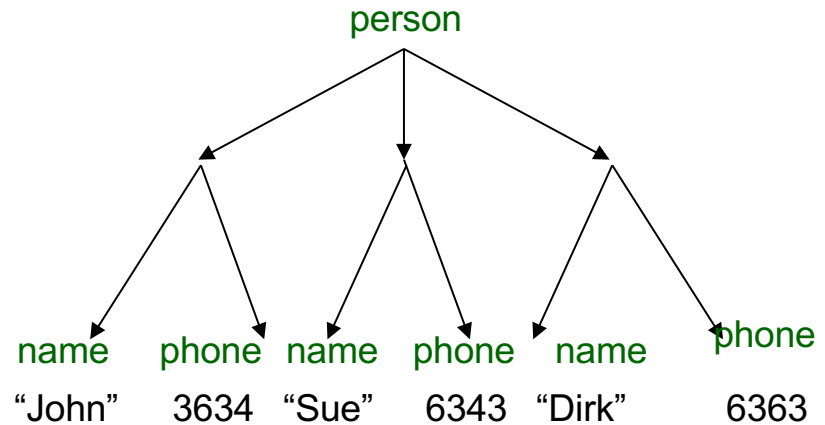
JSON Data

- JSON is **self-describing**
- Schema elements become part of the data
 - Relational schema: `person(name,phone)`
 - In JSON “`person`”, “`name`”, “`phone`” are part of the data, and are repeated many times
- Consequence: JSON is much more flexible
- JSON = **semistructured** data

Mapping Relational Data to JSON

Person

name	phone
John	3634
Sue	6343
Dirk	6363



```
{  
  "person":  
    [{  
      "name": "John", "phone":3634},  
      {"name": "Sue", "phone":6343},  
      {"name": "Dirk", "phone":6383}  
    ]  
}
```


Mapping Relational Data to JSON

May inline foreign keys

Person

name	phone
John	3634
Sue	6343

Orders

personName	date	product
John	2002	Gizmo
John	2004	Gadget
Sue	2002	Gadget

```
{
  "Person": [
    {
      "name": "John",
      "phone": 3646,
      "Orders": [
        {
          "date": 2002,
          "product": "Gizmo"
        },
        {
          "date": 2004,
          "product": "Gadget"
        }
      ]
    },
    {
      "name": "Sue",
      "phone": 6343,
      "Orders": [
        {
          "date": 2002,
          "product": "Gadget"
        }
      ]
    }
  ]
}
```

JSON = Semi-structured Data (1/3)

- Missing attributes:

```
{ "person":  
  [ { "name": "John", "phone": 1234 },  
    { "name": "Joe" } ]  
}
```

no phone !

- Could represent in a table with nulls

name	phone
John	1234
Joe	-

JSON = Semi-structured Data (2/3)

- Repeated attributes

```
{  
  "person":  
    [{"name": "John", "phone": 1234},  
     {"name": "Mary", "phone": [1234, 5678]}]  
}
```

Two phones !

- Impossible in one table:

name	phone		
Mary	2345	3456	???

JSON = Semi-structured Data (3/3)

- Attributes with different types in different objects

```
{“person”:  
  [ {“name”:“Sue”, “phone”:3456},  
    {“name”:{“first”:“John”, “last”:“Smith”}, “phone”:2345}  
  ]  
}
```

Structured
name !

- Nested collections
- Heterogeneous collections

Discussion

- *Data exchange formats*
 - well suited for exchanging data between apps
 - XML, JSON, Protobuf
- Increasingly, some systems use them as a data model:
 - SQL Server supports for XML-valued relations
 - CouchBase, MongoDB: JSON as data model
 - Dremel (BigQuery): Protobuf as data model

Query Languages for SS Data

- XML: XPath, XQuery (see end of lecture, textbook)
 - Supported inside many RDBMS (SQL Server, DB2, Oracle)
 - Several standalone XPath/XQuery engines
- Protobuf: used internally by google, and externally in BigQuery. similar to compiled JSON
- JSON:
 - CouchBase: N1QL
 - MongoDB: has a pattern-based language
 - JSONiq <http://www.jsoniq.org/>
 - AsterixDB: AQL and SQL++

AsterixDB

AsterixDB

- NoSQL database system (document store)
- Developed at UC Irvine
 - Now an Apache project
- Designed to be installed on a cluster
 - multiple machines (nodes) together implement the DBMS
 - allows scale to much larger amounts of data
- Weak support for multi-node transactions
- Good support for multi-node **queries**

AsterixDB (cont.)

- Data is **partitioned** over nodes by primary key
 - queries involve not only disk but also network I/O
- Supports advanced queries
 - joins
 - nested queries
 - grouping and aggregation
- No statistics maintained yet (per docs)
 - may need more hints to get good performance
 - expect this to improve

AQL and SQL++

- Asterix own query language is AQL
 - based on XQuery (for XML)
- SQL++
 - SQL-like syntax for AQL
 - more familiar to database users

Asterix Data Model (ADM)

- ADM is an extension of JSON
- Objects:
 - {"Name": "Alice", "age": 40}
 - Fields must be distinct:
{"Name": "Alice", "age": 40, ~~"age": 50~~}
- Arrays:
 - [1, 3, "Fred", 2, 9]
 - Note: can be heterogeneous
- Bags:
 - {{1, 3, "Fred", "Fred", 2, 9}}



Examples

Try these queries yourself:

```
SELECT age FROM [ {'name': 'Alice', 'age': ['30', '50']} ] x;
```

```
SELECT age FROM {{ {'name': 'Alice', 'age': ['30', '50']} }} x;
```

```
-- error
```

```
SELECT age FROM {'name': 'Alice', 'age': ['30', '50']} x;
```

Datatypes

- Supports SQL / JSON data type:
 - boolean, integer, float (various precisions), null
- Some SQL types not in JSON:
 - date, time, interval
- Some new types:
 - geometry (point, line, ...)
 - UUID = universally unique identifier
(systems generated, globally unique key)

Null vs Missing

- {"age": null} = the value NULL (like in SQL)
- {"age": missing} = { } = really missing

```
SELECT x.b FROM [{"a":1, 'b':2}, {'a':3}] x;
```

```
  {"b": 2 }  
  { }
```

```
SELECT x.b FROM [{"a":1, 'b':2}, {'a':3, 'b':missing }] x;
```

```
  {"b": 2 }  
  { }
```

SQL++ Overview

- Data definition language:
 - Dataverse (= database)
 - Dataset (= table)
 - each row uses a declared Type
 - Types
 - declares the required parts
 - can allow for extra data (open vs closed types)
 - Indexes
- Query language: select-from-where

Dataverse

A Dataverse is a Database

- CREATE DATAVERSE lec16
- CREATE DATAVERSE lec16 IF NOT EXISTS

- DROP DATAVERSE lec16
- DROP DATAVERSE lec16 IF EXISTS

- USE lec16

Type

- Defines the schema of a collection
- It lists all required fields
- Fields followed by ? are optional
- CLOSED type = no other fields allowed
- OPEN type = other fields allowed

Closed Types

```
USE lec16;  
DROP TYPE PersonType IF EXISTS;  
CREATE TYPE PersonType AS CLOSED {  
  Name : string,  
  age: int,  
  email: string?  
}
```

```
{"Name": "Alice", "age": 30, "email": "a@alice.com"}
```

```
{"Name": "Bob", "age": 40}
```

-- not OK:

```
{"Name": "Carol", "age": 35, "phone": "123456789"}26
```

Open Types

```
USE lec16;  
DROP TYPE PersonType IF EXISTS;  
CREATE TYPE PersonType AS OPEN {  
  Name : string,  
  age: int,  
  email: string?  
}
```

```
{"Name": "Alice", "age": 30, "email": "a@alice.com"}
```

```
{"Name": "Bob", "age": 40}
```

-- Now it's **OK**:

```
{"Name": "Carol", "age": 35, "phone": "123456789"}27
```

Types with Nested Collections

```
USE lec16;  
DROP TYPE PersonType IF EXISTS;  
CREATE TYPE PersonType AS CLOSED {  
  Name : string,  
  phone: [string]  
}
```

```
{"Name": "Carol", "phone": ["1234"]}  
{"Name": "David", "phone": ["2345", "6789"]}  
{"Name": "Evan", "phone": []}
```

Datasets

- Dataset = relation
- Must have a type
 - can be a trivial OPEN type
- Must have a key
 - can be declared “autogenerated” if UUID
 - (SQL systems usually support autoincremented unique integer IDs)

Dataset with Existing Key

```
USE lec16;  
DROP TYPE PersonType IF EXISTS;  
CREATE TYPE PersonType AS CLOSED {  
  Name : string,  
  email: string?  
}
```

```
{"Name": "Alice"}  
{"Name": "Bob"}  
...
```

```
USE lec16;  
DROP DATASET Person IF EXISTS;  
CREATE DATASET Person(PersonType) PRIMARY KEY Name;
```

Dataset with Auto Generated Key

```
USE lec16;  
DROP TYPE PersonType IF EXISTS;  
CREATE TYPE PersonType AS CLOSED {  
  myKey: uuid,  
  Name : string,  
  email: string?  
}
```

```
{"Name": "Alice"}  
{"Name": "Bob"}  
...
```

Note: no **myKey**
since it will be
autogenerated

```
USE lec16;  
DROP DATASET Person IF EXISTS;  
CREATE DATASET Person(PersonType)  
  PRIMARY KEY myKey AUTOGENERATED;
```

Discussion of NFNF

- NFNF = Non First Normal Form
 - one or more attributes contain a collection
- One extreme: a single row with a huge, nested collection
- Better: multiple rows, reduced number of nested collections

Example from HW5

mondial.adm is totally semistructured:

{“mondial”: {“country”: [...], “continent”:[...], ..., “desert”:[...]}}

country	continent	organization	sea	...	mountain	desert
[{“name”:“Albania”,...}, {“name”:“Greece”,...}, ...]


country.adm, sea.adm, mountain.adm are more structured

Country:

-car_code	name	...	ethnicgroups	religions	...	city
AL	Albania	...	[...]	[...]	...	[...]
GR	Greece	...	[...]	[...]	...	[...]
...			

Indexes

- Can declare an index on an attribute of a top-most collection
- Available:
 - BTREE: good for equality and range queries
E.g. name="Greece"; $20 < \text{age}$ and $\text{age} < 40$
 - RTREE: good for 2-dimensional range queries
E.g. $20 < x$ and $x < 40$ and $10 < y$ and $y < 50$
 - KEYWORD: good for substring search



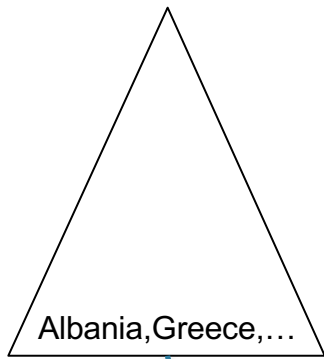
as you already know...

Indexes

Cannot index inside a nested collection

```
USE lec16;  
CREATE INDEX countryID  
ON country(name)  
TYPE BTREE;
```

```
USE lec16;  
CREATE INDEX cityname  
ON country(city.name)  
TYPE BTREE;
```



Country:

-car_code	name	...	ethnicgroups	religions	...	city
AL	Albania	...	[...]	[...]	...	[...]
GR	Greece	...	[...]	[...]	...	[...]
...			
BG	Belgium	...				
...						

Asterix Data Model (ADM)

- ADM is an extension of JSON
- Objects:
 - {"Name": "Alice", "age": 40}
 - Fields must be distinct:
{"Name": "Alice", "age": 40, ~~"age": 50~~}
- Arrays:
 - [1, 3, "Fred", 2, 9]
 - Note: can be heterogeneous
- Bags:
 - {{1, 3, "Fred", "Fred", 2, 9}}



Examples

Try these queries yourself:

```
SELECT age FROM [ {'name': 'Alice', 'age': ['30', '50']} ] x;
```

```
~> {"age": ["30", "50"]}
```

```
SELECT age FROM {{ {'name': 'Alice', 'age': ['30', '50']} }} x;
```

```
~> {"age": ["30", "50"]}
```

```
-- error
```

```
SELECT age FROM {'name': 'Alice', 'age': ['30', '50']} x;
```

SQL++ Overview

```
SELECT ... FROM ... WHERE ... [GROUP BY ...]
```

```
[{"mondial":  
  {"country": [ country1, country2, ...],  
    "continent": [...],  
    "organization": [...],  
    ...  
    ...  
}]
```

Retrieve Everything

```
SELECT x.mondial FROM world x;
```

Answer

```
{"mondial":  
  {"country": [ country1, country2, ...],  
    "continent": [...],  
    "organization": [...],  
    ...  
    ...  
}
```

```
[{"mondial":  
  {"country": [ country1, country2, ...],  
    "continent": [...],  
    "organization": [...],  
    ...  
    ...  
}]
```

Retrieve countries

```
SELECT x.mondial.country FROM world x;
```

Answer

```
{"country": [ country1, country2, ...]}
```



```
[{"mondial":  
  {"country": [ country1, country2, ...],  
    "continent": [...],  
    "organization": [...],  
    ...  
    ...  
}]
```

Retrieve countries, one by one

```
SELECT y as country FROM world x, x.mondial.country y;
```

Answer

```
{"country": country1}  
{"country": country2}  
...
```

Escape characters

```
[{"mondial":  
  {"country": [country1, country2, ...],  
   "continent": [...],  
   "organization": [...],  
   ...  
   ...  
}]
```

“-car_code” illegal field
Use ` ... `

```
SELECT y.`-car_code` as code , y.name as name  
FROM world x, x.mondial.country y order by y.name;
```

Answer

```
{"code": "AFG", "name": "Afganistan"}  
{"code": "AL", "name": "Albania"}  
...
```

Nested Collections

- If the value of attribute B is some other collection, then we can simply iterate over it

```
SELECT x.A, y.C, y.D  
FROM mydata x, x.B y;
```

x.B is a collection

```
{“A”: “a1”, “B”: [{“C”: “c1”, “D”: “d1”}, {“C”: “c2”, “D”: “d2”}]}  
{“A”: “a2”, “B”: [{“C”: “c3”, “D”: “d3”}]}  
{“A”: “a3”, “B”: [{“C”: “c4”, “D”: “d4”}, {“C”: “c5”, “D”: “d5”}]}
```

```
{“A”: “a1”, “C”: “c1”, “D”: “d1”}  
{“A”: “a1”, “C”: “c2”, “D”: “d2”}  
{“A”: “a2”, “C”: “c3”, “D”: “d3”}  
{“A”: “a3”, “C”: “c4”, “D”: “d4”}  
{“A”: “a3”, “C”: “c5”, “D”: “d5”}
```

Heterogeneous Collections

```
[{"mondial":  
  {"country": [ country1, country2, ...],  
    "continent": [...],  
    "organization": [...],  
    ...  
    ...  
}]
```

Runtime error

```
SELECT z.name as province_name, u.name as city_name  
FROM world x, x.mondial.country y, y.province z, z.city u  
WHERE y.name='Greece';
```

The problem:

```
...  
"province": [ ...  
  {"name": "Attiki",  
    "city" : [ {"name": "Athens" ...}, {"name": "Pireus" ...}, ..]  
    ...},  
  {"name": "Ipiros",  
    "city" : {"name": "Ioannia" ...}  
    ...},
```

city is an array

city is an object

Heterogeneous Collections

```
[{"mondial":  
  {"country": [ country1, country2, ...],  
    "continent": [...],  
    "organization": [...],  
    ...  
    ...  
}]
```

```
SELECT z.name as province_name, u.name as city_name  
FROM world x, x.mondial.country y, y.province z, z.city u  
WHERE y.name='Greece' and is_array(z.city);
```

The problem:

```
...  
"province": [ ...  
  {"name": "Attiki",  
    "city" : [ {"name": "Athens"...}, {"name": "Pireus"...}, ..]  
    ...},  
  {"name": "Ipiros",  
    "city" : {"name": "Ioannia"...}  
    ...},  
  ...},  
  ...
```

Just the arrays

Heterogeneous Collections

```
[{"mondial":  
  {"country": [ country1, country2, ...],  
    "continent": [...],  
    "organization": [...],  
    ...  
    ...  
}]
```

Note: get name directly from z

```
SELECT z.name as province_name, z.city.name as city_name  
FROM world x, x.mondial.country y, y.province z  
WHERE y.name='Greece' and not is_array(z.city);
```

The problem:

```
...  
"province": [ ...  
  {"name": "Attiki",  
    "city" : [ {"name": "Athens"...}, {"name": "Pireus"...}, ..]  
    ...},  
  {"name": "Ipiros",  
    "city" : {"name": "Ioannia"...}  
    ...},  
  ...},  
  ...},  
  ...}
```

Just the objects

Heterogeneous Collections

```
[{"mondial":  
  {"country": [ country1, country2, ...],  
    "continent": [...],  
    "organization": [...],  
    ...  
    ...  
}]
```

```
SELECT z.name as province_name, u.name as city_name  
FROM world x, x.mondial.country y, y.province z,  
      (CASE WHEN is_array(z.city)  
            THEN z.city ELSE [z.city] END) u  
WHERE y.name='Greece';
```

Get both!

The problem:

```
...  
"province": [ ...  
  {"name": "Attiki",  
    "city" : [ {"name": "Athens" ...}, {"name": "Pireus" ...}, ..]  
    ...},  
  {"name": "Ipiros",  
    "city" : {"name": "Ioannia" ...}  
    ...},  
  ...},  
  ...
```

Heterogeneous Collections

```
{“mondial”:  
  {“country”: [ country1, country2, ...],  
    “continent”: [...],  
    “organization”: [...],  
    ...  
    ...  
}
```

```
SELECT z.name as province_name, u.name as city_name  
FROM world x, x.mondial.country y, y.province z,  
      (CASE WHEN z.city is missing THEN []  
           WHEN is_array(z.city) THEN z.city  
           ELSE [z.city] END) u  
WHERE y.name='Greece';
```

Even better

```
...  
“province”: [ ...  
  {“name”: "Attiki",  
    “city” : [ {“name”: "Athens"...}, {“name”: "Pireus"...}, ..]  
    ...},  
  {“name”: "Ipiros",  
    “city” : {“name”: "Ioannia"...}  
    ...},  
  ...},  
  ...}
```


Useful Functions

- `is_array`
- `is_boolean`
- `is_number`
- `is_object`
- `is_string`
- `is_null`
- `is_missing`
- `is_unknown = is_null or is_missing`

Useful Paradigms

- Unnesting
- Nesting
- Group-by / aggregate
- Join
- Multi-value join

Basic Unnesting

- An array: [a, b, c]
- A nested array: arr = [[a, b], [], [b, c, d]]
- Unnest(arr) = [a, b, b, c, d]

```
SELECT y  
FROM arr x, x y
```

Unnesting Specific Field

A nested collection

```
coll =  
[  
  {A:a1, F:[{B:b1},{B:b2}], G:[{C:c1}]},  
  {A:a2, F:[{B:b3},{B:b4},{B:b5}], G:[ ]},  
  {A:a3, F:[{B:b6}], G:[{C:c2},{C:c3}]}]
```

```
UnnestF(coll) =  
[  
  {A:a1, B:b1, G:[{C:c1}]},  
  {A:a1, B:b2, G:[{C:c1}]},  
  {A:a2, B:b3, G:[ ]},  
  {A:a2, B:b4, G:[ ]},  
  {A:a2, B:b5, G:[ ]},  
  {A:a3, B:b6, G:[{C:c2},{C:c3}]}]
```

New RA expression

SQL++

```
SELECT x.A, y.B, x.G  
FROM coll x, x.F y
```

```
UnnestG(coll) =  
[  
  {A:a1, F:[{B:b1},{B:b2}], C:c1},  
  {A:a3, F:[{B:b6}], C:c2},  
  {A:a3, F:[{B:b6}], C:c3}]
```

```
SELECT x.A, x.F, z.C  
FROM coll x, x.G z
```

Nesting (like group-by)

A flat collection

```
coll =  
[  
  {A:a1, B:b1}, {A:a1, B:b2}, {A:a2, B:b1}  
]
```

new RA expression

```
NestA(coll) =  
[  
  {A:a1, GRP:[{B:b1},{B:b2}]},  
  {A:a2, GRP:[{B:b2}]}  
]
```

```
NestB(coll) =  
[  
  {B:b1, GRP:[{A:a1},{A:a2}]},  
  {B:b2, GRP:[{A:a1}]}  
]
```

```
SELECT DISTINCT x.A,  
  (SELECT y.B FROM coll y WHERE x.A = y.A) as GRP  
FROM coll x
```

```
SELECT DISTINCT x.A, g as GRP  
FROM coll x  
LET g = (SELECT y.B FROM coll y WHERE x.A = y.A)
```

Group-by / Aggregate

A nested collection

```
coll =  
[  
  {A:a1, F:[{B:b1},{B:b2}], G:[{C:c1}]},  
  {A:a2, F:[{B:b3},{B:b4},{B:b5}], G:[ ]},  
  {A:a3, F:[{B:b6}], G:[{C:c2},{C:c3}]}
```

Count the number
of elements in the
F collection

```
SELECT x.A, coll_count(x.F) as cnt  
FROM coll x
```

```
SELECT x.A, count(*) as cnt  
FROM coll x, x.F y  
GROUP BY x.A
```

These are NOT equivalent!
(Why?)


Group-by / Aggregate

A flat collection

```
coll =  
[ {A:a1, B:b1}, {A:a1, B:b2}, {A:a2, B:b1} ]
```

```
SELECT DISTINCT x.A, coll_count(g) as cnt  
FROM coll x  
LET g = (SELECT y.B FROM coll y WHERE x.A = y.A)
```

```
SELECT x.A, count(*) as cnt  
FROM coll x  
GROUP BY x.A
```



Are these equivalent?

Join

Two flat collection

```
coll1 = [{A:a1, B:b1}, {A:a1, B:b2}, {A:a2, B:b1}]
```

```
coll2 = [{B:b1,C:c1}, {B:b1,C:c2}, {B:b3,C:c3}]
```

```
SELECT x.A, x.B, y.C  
FROM coll1 x, coll2 y  
WHERE x.B = y.B
```


Multi-Value Join

- A many-to-one relationship should have one foreign key, from “many” to “one”
 - each of the “many” points to the same “one”
- Sometimes people represent it in the opposite direction, from “one” to “many”:
 - Ex: list of employees of a manager
 - reference could be space-separated string of keys
 - need to use `split(string, separator)` to split it into a collection of foreign keys

Multi-Value Join

```
river =  
[{"name": "Danube", "-country": "SRB A D H HR SK BG RO MD UA"},  
 {"name": "Colorado", "-country": "MEX USA"},  
 ... ]
```

```
SELECT ...  
FROM country x, river y,  
      split(y.`-country`, " ") z  
WHERE x.`-car_code` = z
```

String

Separator

```
split("MEX USA", " ") =  
["MEX", "USA"]
```

Behind the Scenes

Query Processing on NFNF data:

- Option 1: give up on query plans
- Option 2: represent the data as a collection of flat tables, convert SQL++ to a standard relational query plan

You can apply the second approach yourself, to work with SS data using a familiar RDBMS

- for data analysis, this may be more efficient until SS DBMSs catch up to RDBMSs

Flattening SQL++ Queries

A nested collection

Flat Representation

```
coll =  
[  
  {A:a1, F:[{B:b1},{B:b2}], G:[{C:c1}]},  
  {A:a2, F:[{B:b3},{B:b4},{B:b5}], G:[ ]},  
  {A:a1, F:[{B:b6}], G:[{C:c2},{C:c3}]}]
```

coll:		F		G	
id	A	parent	B	parent	C
1	a1	1	b1	1	c1
2	a2	1	b2	3	c2
3	a1	2	b3	3	c3
		2	b4		
		2	b5		
		3	b6		

SQL++

```
SELECT x.A, y.B  
FROM coll x, x.F y  
WHERE x.A = 'a1'
```

```
SELECT x.A, y.B  
FROM coll x, x.F y, x.G z  
WHERE y.B = z.C
```

SQL

```
SELECT x.A, y.B  
FROM coll x, F y  
WHERE x.id = y.parent and x.A = 'a1'
```

```
SELECT x.A, y.B  
FROM coll x, F y, G z  
WHERE x.id = y.parent and x.id = z.parent  
and y.B = z.C
```