

CSE 421

Introduction to Algorithms

Lecture 3: Overview, Graph Search

O, o, Ω, Θ-notation intuition

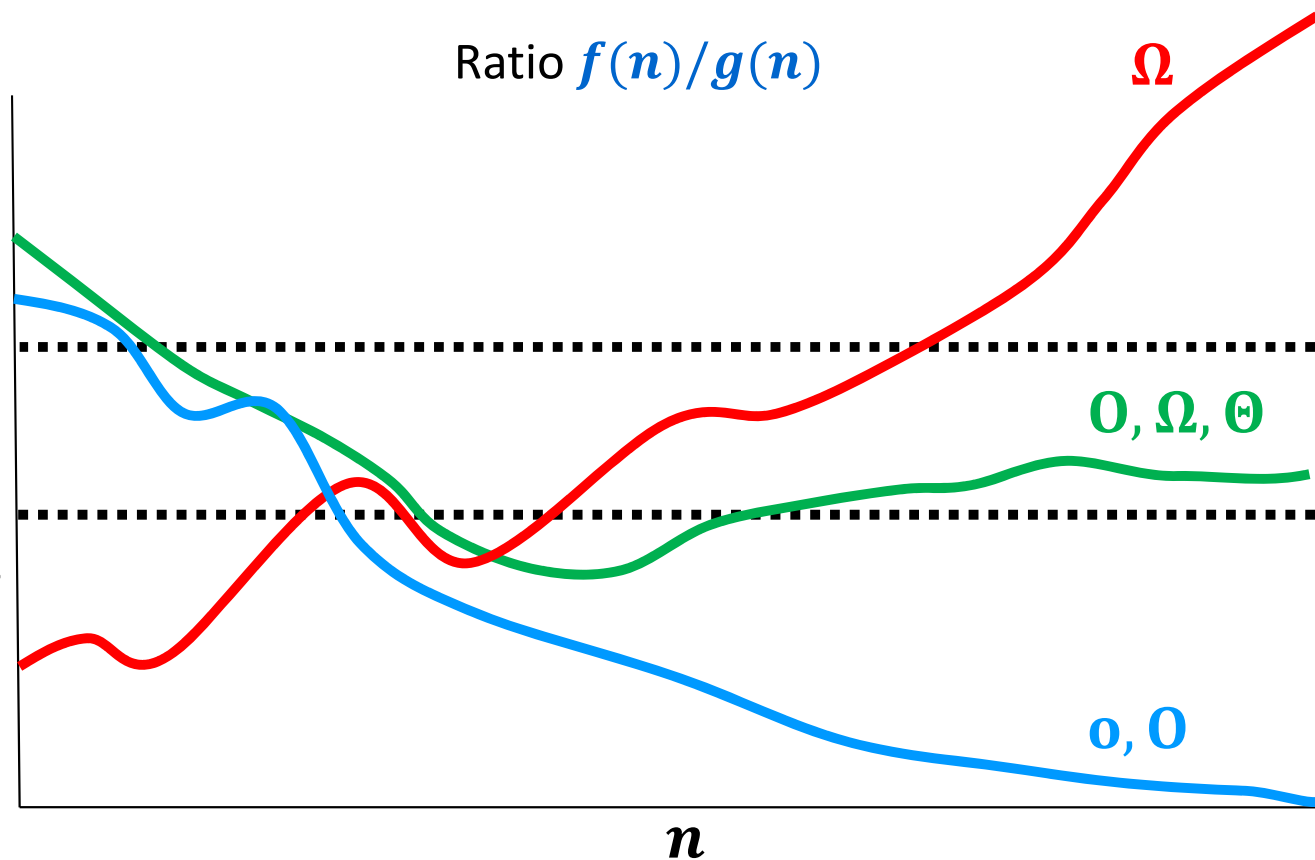
$f(n)$ is...

$O(g(n))$: ratio eventually below a line forever

$o(g(n))$: ratio goes to 0

$\Omega(g(n))$: ratio eventually above a line forever

$\Theta(g(n))$: both O and Ω



Introduction to Algorithms

- **Some representative problems**
 - Variety of techniques we'll cover
 - Seemingly small changes in a problem can require big changes in how we solve it

Some Representative Problems

Interval Scheduling:

- Single resource
- Reservation requests of form:
“Can I reserve it from start time s to finish time f ?”
 $s < f$

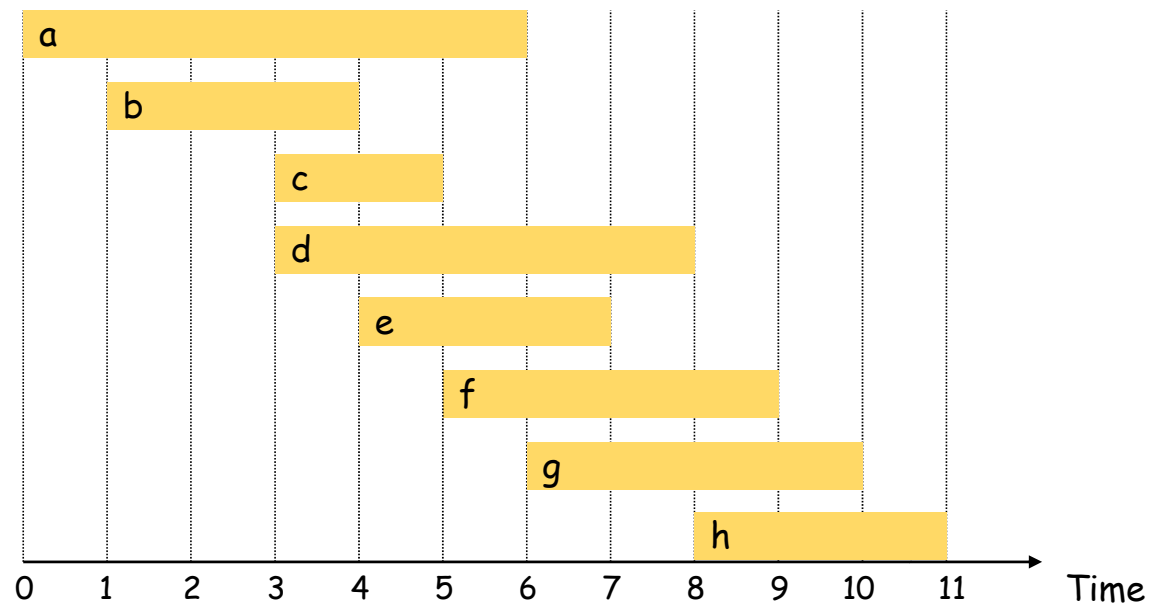
Interval Scheduling

Interval scheduling:

Input: set of jobs with start times and finish times

Goal: find maximum size subset of mutually compatible jobs.

jobs don't overlap



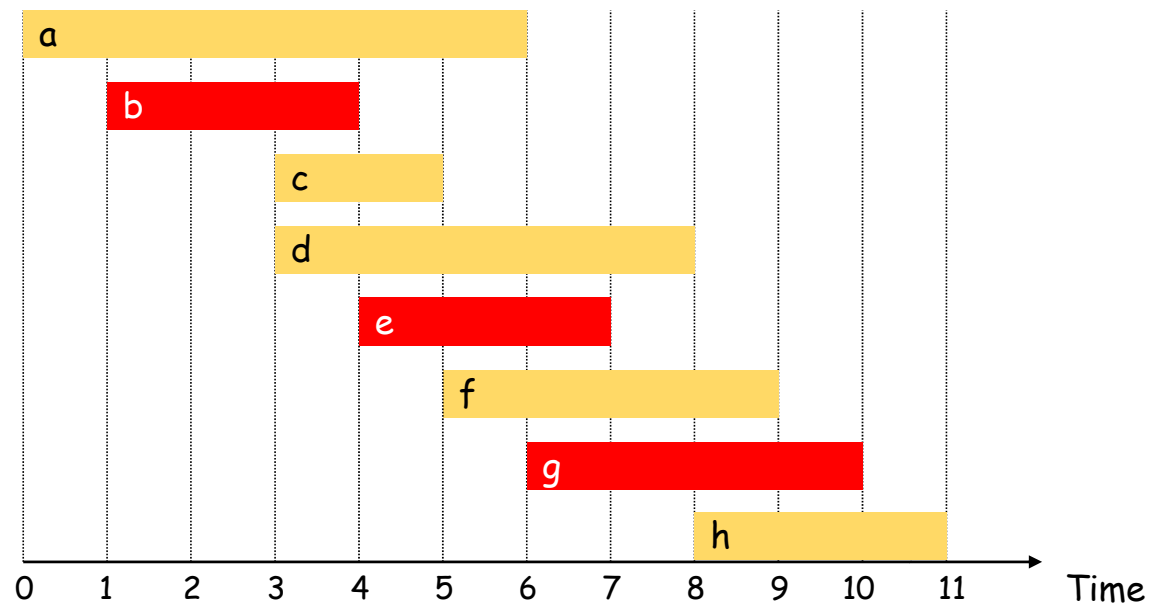
Interval Scheduling

Interval scheduling:

Input: set of jobs with start times and finish times

Goal: find maximum size subset of mutually compatible jobs.

jobs don't overlap



Interval Scheduling

- An optimal solution can be found using a “greedy algorithm”
 - Myopic kind of algorithm that seems to have no look-ahead
 - Greedy algorithms only work when the problem has a special kind of structure
 - When they do work they are typically very efficient

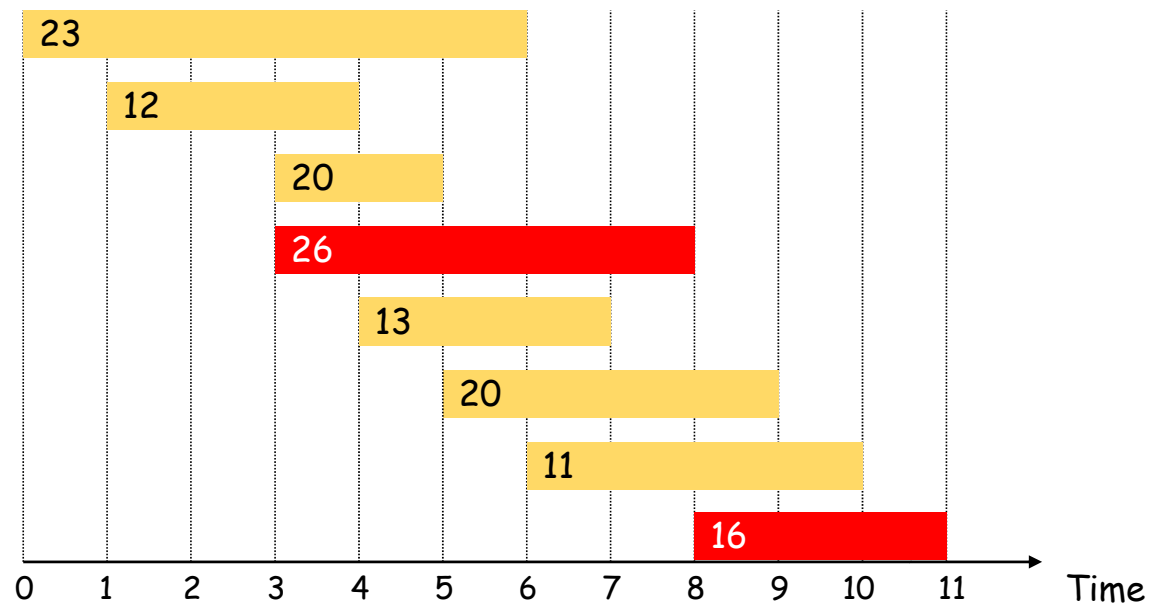
Weighted Interval Scheduling

- Same problem as interval scheduling except that each request i also has an associated **value** or **weight** w_i
 - w_i might be
 - amount of money we get from renting out the resource for that time period
 - amount of time the resource is being used

Weighted Interval Scheduling

Input: Set of jobs with start times, finish times, and **weights**

Goal: Find **maximum weight** subset of mutually compatible jobs.



Weighted Interval Scheduling

Ordinary interval scheduling is a special case of this problem

- Take all weights $w_i = 1$

Problem is quite different though

- E.g. one weight might dwarf all others

“Greedy algorithms” don’t work

Solution: “Dynamic Programming”

- builds up optimal solutions from a table of solutions to smaller problems

Bipartite Matching

A graph $G = (V, E)$ is **bipartite** iff

- Set V of vertices has two disjoint parts X and Y
- Every edge in E joins a vertex from X and a vertex from Y

Set $M \subseteq E$ is a **matching** in G iff no two edges in M share a vertex

Goal: Find a matching M in G of maximum size.

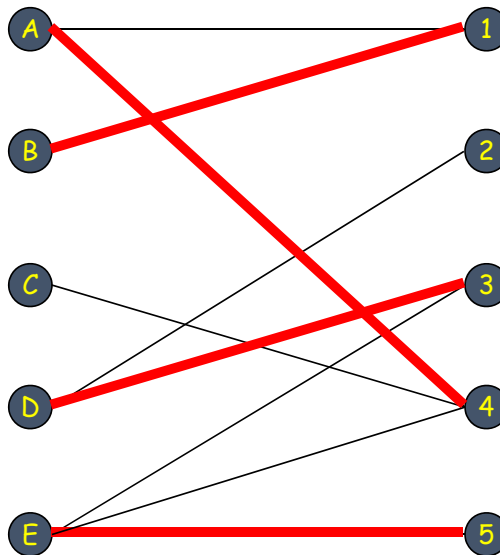
Differences from stable matching

- limited set of possible partners for each vertex
- sides may not be the same size
- no notion of stability; matching everything may be impossible.

Bipartite Matching

Input: Bipartite graph

Goal: Find **maximum size** matching.



Bipartite Matching

- Models assignment problems
 - X represents customers, Y represents salespeople
 - X represents professors, Y represents courses
- If $|X| = |Y| = n$
 - G has perfect matching iff maximum matching has size n

Solution: polynomial-time algorithm using “augmentation” technique

- Also used for solving more general class of network flow problems

Independent Set

Defn: For graph $G = (V, E)$ a set $I \subseteq V$ is **independent** iff no two nodes in I are joined by an edge

Input: Graph $G = (V, E)$

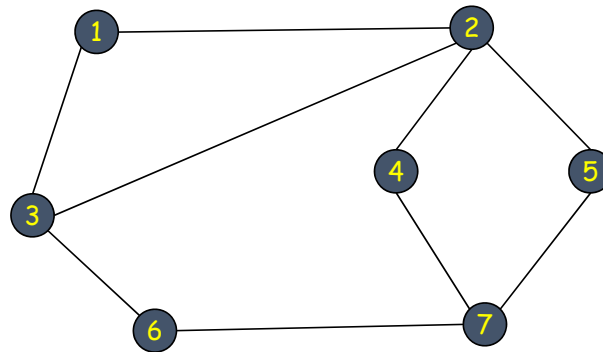
Goal: Find an independent set I in V of maximum possible size

- Models conflicts and mutual exclusion

Independent Set

Input: Graph.

Goal: Find a **maximum size** independent set.



Independent Set

Generalizes

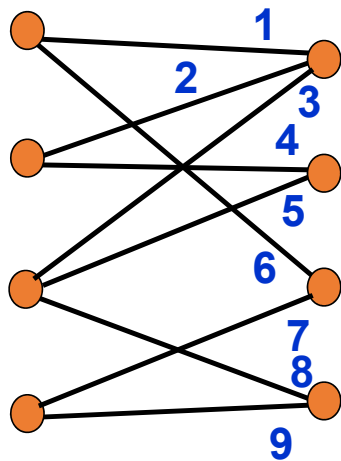
- **Interval Scheduling**

- Vertices in the graph are the requests
- Vertices are joined by an edge if they are **not** compatible

- **Bipartite Matching**

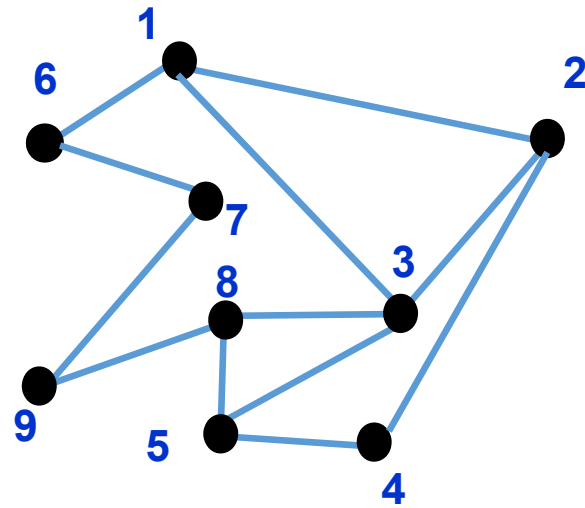
- Given bipartite graph $G = (V, E)$ create new graph $G' = (V', E')$ (sometimes called the line-graph of G) where
 - $V' = E$
 - Two elements of V' (which are edges in G) are joined iff they touch
- Independent set I in $V' \Rightarrow$ no edges in I touch $\Rightarrow I$ is matching in G

Bipartite Matching



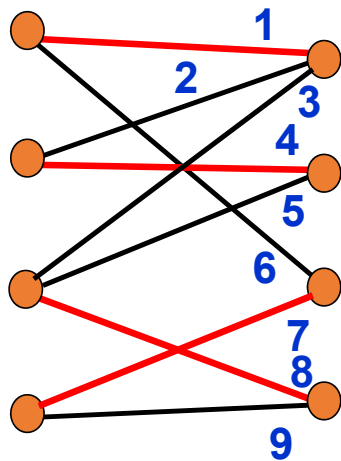
$$G = (V, E)$$

Independent Set



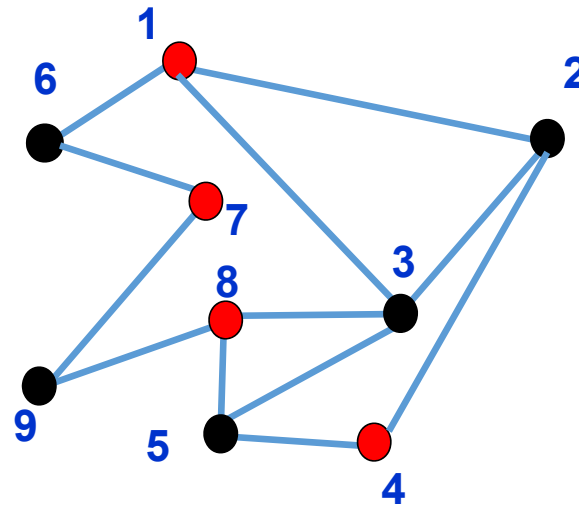
$$G' = (V', E')$$

Bipartite Matching



$$G = (V, E)$$

Independent Set



$$G' = (V', E')$$

Independent Set

No polynomial-time algorithm is known

- But to convince someone that there is a large independent set all you'd only need to tell them what the set is
 - they can easily convince themselves that the set is large enough and independent
- Convincing someone that there isn't such a set seems much harder

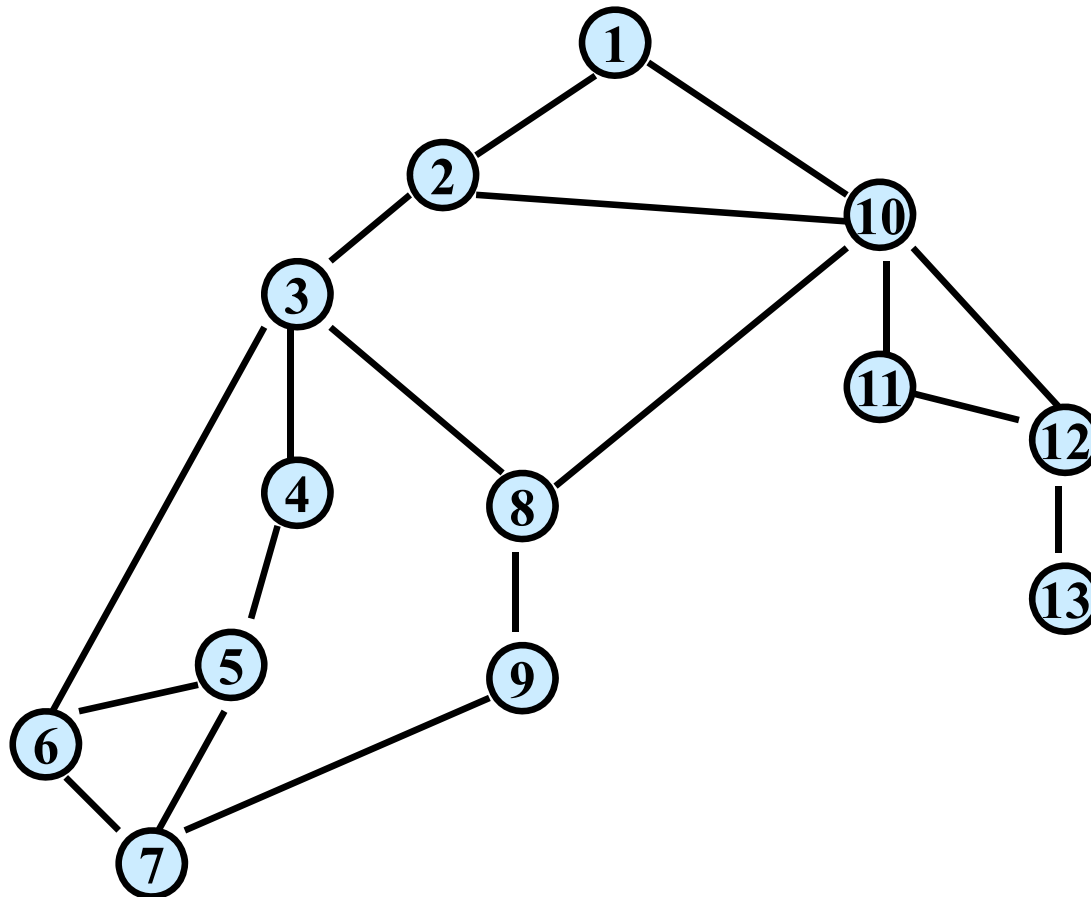
We will show that **Independent Set** is **NP-complete**

- Class of all the hardest problems that have the property above

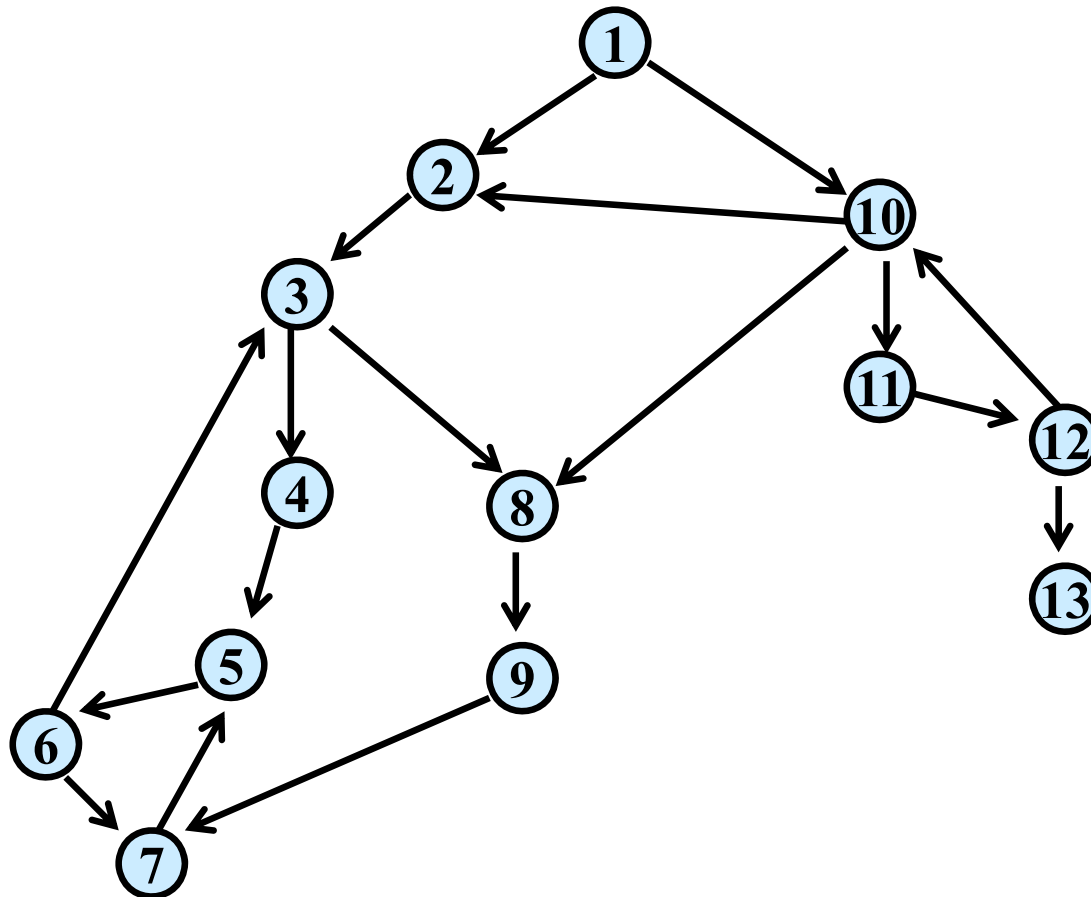
Introduction to Algorithms

- Graph Search/Traversal

Undirected Graph $G = (V, E)$



Directed Graph $G = (V, E)$



Graph Traversal

Learn the basic structure of a graph

Walk from a fixed starting vertex s to find all vertices reachable from s

Generic Graph Traversal Algorithm

Given: Graph $G = (V, E)$ vertex $s \in V$

Find: set R of vertices reachable from $s \in V$

Reachable(s):

$R \leftarrow \{s\}$

while there is a $(u, v) \in E$ where $u \in R$ and $v \notin R$

 Add v to R

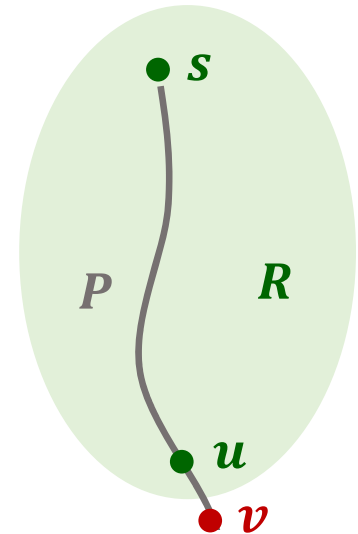
return R

Generic Traversal Always Works

Claim: At termination, R is the set of nodes reachable from s

Proof

- \subseteq : For every node $v \in R$ there is a path from s to v
- Easy induction based on edges found.
- \supseteq : Suppose there is a node $w \notin R$ reachable from s via a path P
- Take **first** node v on P such that $v \notin R$
 - Predecessor u of v in P satisfies
 - $u \in R$
 - $(u, v) \in E$
 - But this contradicts the fact that the algorithm exited the while loop. ■



Graph Traversal

Learn the basic structure of a graph

Walk from a fixed starting vertex s to find all vertices reachable from s

Three states of vertices

- **unvisited**
- **visited/discovered** (in R)
- **fully-explored** (in R and all neighbors have been visited)

Breadth-First Search

Completely explore the vertices in order of their distance from s

Naturally implemented using a queue

BFS(s)

Global initialization: mark all vertices “unvisited”

BFS(s)

mark s “visited”; $R \leftarrow \{s\}$; layer $L_0 \leftarrow \{s\}$; $i \leftarrow 0$

while L_i not empty

$L_{i+1} \leftarrow \emptyset$

for each $u \in L_i$

for each edge (u, v)

if (v is “unvisited”)

mark v “visited”

Add v to set R and to layer L_{i+1}

mark u “fully-explored”

$i \leftarrow i + 1$

Properties of BFS

$\text{BFS}(s)$ visits x iff there is a path in G from s to x .

Edges followed to undiscovered vertices define a
breadth first spanning tree of G

Layer i in this tree:

L_i = set of vertices u with shortest path in G from root s of length i .

Properties of BFS

Claim: For undirected graphs:

All edges join vertices on the same or adjacent layers of BFS tree

Proof: Suppose not...

Then there would be vertices (x, y) s.t. $x \in L_i$ and $y \in L_j$ and $j > i + 1$.

Then, when vertices adjacent to x are considered in BFS,
 y would be added to L_{i+1} and not to L_j .

Contradiction. ■

BFS Application: Shortest Paths

Tree gives shortest paths from start vertex

