

Introduction to Database Systems

CSE 444

Lecture 3: SQL (part 2)

Outline

- Aggregations (6.4.3 – 6.4.6)
- Examples, examples, examples...
- Nulls (6.1.6 - 6.1.7)
- Outer joins (6.3.8)

Aggregation

```
SELECT avg(price)
FROM Product
WHERE maker='Toyota'
```

```
SELECT count(*)
FROM Product
WHERE year > 1995
```

SQL supports several aggregation operations:

sum, count, min, max, avg

Except count, all aggregations apply to a single attribute

Aggregation: Count

COUNT applies to duplicates, unless otherwise stated:

```
SELECT Count(category)
FROM Product
WHERE year > 1995
```

same as Count(*)

We probably want:

```
SELECT Count(DISTINCT category)
FROM Product
WHERE year > 1995
```

More Examples

Purchase(product, date, price, quantity)

```
SELECT Sum(price * quantity)
FROM Purchase
```

```
SELECT Sum(price * quantity)
FROM Purchase
WHERE product = 'bagel'
```

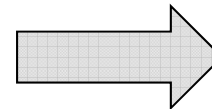
What do
they mean ?

Purchase

Simple Aggregations

Product	Price	Quantity
Bagel	3	20
Bagel	1.50	20
Banana	0.5	50
Banana	2	10
Banana	4	10

```
SELECT Sum(price * quantity)
FROM Purchase
WHERE product = 'Bagel'
```



90 (= 60+30)

Grouping and Aggregation

Purchase(product, price, quantity)

Find total quantities for all sales over \$1, by product.

```
SELECT    product, Sum(quantity) AS TotalSales
FROM      Purchase
WHERE     price > 1
GROUP BY  product
```

Let's see what this means...

Grouping and Aggregation

1. Compute the **FROM** and **WHERE** clauses.
2. Group by the attributes in the **GROUP BY**
3. Compute the **SELECT** clause: grouped attributes and aggregates.

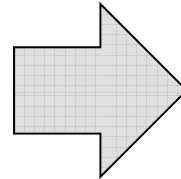
1&2. FROM-WHERE-GROUPBY

Product	Price	Quantity
Bagel	3	20
Bagel	1.50	20
Banana	0.5	50
Banana	2	10
Banana	4	10

```
SELECT product, Sum(quantity) AS TotalSales
FROM Purchase
WHERE price > 1
GROUP BY product
```

3. SELECT

Product	Price	Quantity
Bagel	3	20
Bagel	1.50	20
Banana	0.5	50
Banana	2	10
Banana	4	10



Product	TotalSales
Bagel	40
Banana	20

```
SELECT product, Sum(quantity) AS TotalSales
FROM Purchase
WHERE price > 1
GROUP BY product
```

GROUP BY v.s. Nested Queries

```
SELECT    product, Sum(quantity) AS TotalSales
FROM      Purchase
WHERE     price > 1
GROUP BY  product
```

```
SELECT DISTINCT x.product, (SELECT Sum(y.quantity)
                             FROM Purchase y
                             WHERE x.product = y.product
                             AND price > 1)
AS TotalSales
FROM      Purchase x
WHERE     price > 1
```

Why twice ?

Another Example

What does
it mean ?

```
SELECT    product,  
          sum(quantity) AS SumQuantity,  
          max(price) AS MaxPrice  
FROM      Purchase  
GROUP BY product
```

HAVING Clause


Same query as earlier, except that we consider only products that had at least 30 sales.

```
SELECT    product, Sum(quantity)
FROM      Purchase
WHERE     price > 1
GROUP BY product
HAVING    Sum(quantity) > 30
```

HAVING clause contains conditions on aggregates.

General form of Grouping and Aggregation

SELECT	S
FROM	R_1, \dots, R_n
WHERE	C1
GROUP BY	a_1, \dots, a_k
HAVING	C2



Why ?

S = may contain attributes a_1, \dots, a_k and/or any aggregates
but NO OTHER ATTRIBUTES

C1 = is any condition on the attributes in R_1, \dots, R_n

C2 = is any condition on aggregate expressions
and on attributes a_1, \dots, a_k

General form of Grouping and Aggregation

SELECT	S
FROM	R_1, \dots, R_n
WHERE	C1
GROUP BY	a_1, \dots, a_k
HAVING	C2

Evaluation steps:

1. Evaluate FROM-WHERE, apply condition C1
2. Group by the attributes a_1, \dots, a_k
3. Apply condition C2 to each group (may have aggregates)
4. Compute aggregates in S and return the result

Advanced SQLizing

1. Getting around INTERSECT and EXCEPT
2. Unnesting Aggregates
3. Finding witnesses

INTERSECT and EXCEPT: not in some DBMSs

INTERSECT and EXCEPT:

Can unnest.
How ?

```
(SELECT R.A, R.B  
FROM R)  
INTERSECT  
(SELECT S.A, S.B  
FROM S)
```

```
SELECT R.A, R.B  
FROM R  
WHERE  
EXISTS(SELECT *  
FROM S  
WHERE R.A=S.A and R.B=S.B)
```

```
(SELECT R.A, R.B  
FROM R)  
EXCEPT  
(SELECT S.A, S.B  
FROM S)
```

```
SELECT R.A, R.B  
FROM R  
WHERE  
NOT EXISTS(SELECT *  
FROM S  
WHERE R.A=S.A and R.B=S.B)
```

Unnesting Aggregates

Product (pname, price, company)

Company(cname, city)

Find the number of companies in each city

```
SELECT DISTINCT city, (SELECT count(*)  
                        FROM Company Y  
                        WHERE X.city = Y.city)  
FROM Company X
```

```
SELECT city, count(*)  
FROM Company  
GROUP BY city
```

Equivalent queries

Note: no need for DISTINCT
(DISTINCT *is the same* as GROUP BY)

Unnesting Aggregates

Product (pname, price, company)
Company(cname, city)

Find the number of products made in each city

```
SELECT DISTINCT X.city, (SELECT count(*)  
FROM Product Y, Company Z  
WHERE Z.cname=Y.company  
AND Z.city = X.city)  
FROM Company X
```

```
SELECT X.city, count(*)  
FROM Company X, Product Y  
WHERE X.cname=Y.company  
GROUP BY X.city
```

What if there
are no products
for a city?

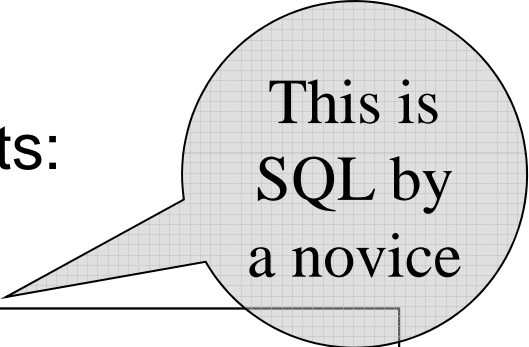
They are NOT
equivalent !
(WHY?)

More Unnesting

Author(login,name)

Wrote(login,url)

- Find authors who wrote ≥ 10 documents:
- Attempt 1: with nested queries



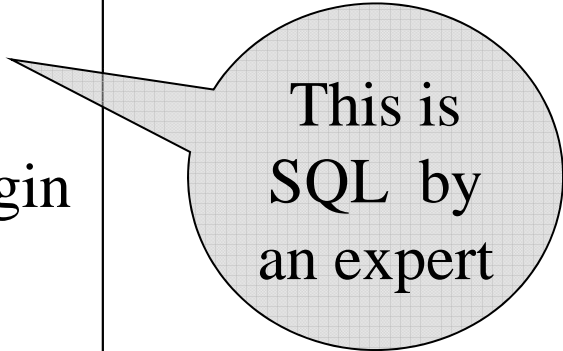
This is
SQL by
a novice

```
SELECT DISTINCT Author.name
FROM Author
WHERE (SELECT count(Wrote.url)
FROM Wrote
WHERE Author.login=Wrote.login)
> 10
```

More Unnesting

- Find all authors who wrote at least 10 documents:
- Attempt 2: SQL style (with GROUP BY)

```
SELECT Author.name  
FROM Author, Wrote  
WHERE Author.login=Wrote.login  
GROUP BY Author.name  
HAVING count(wrote.url) > 10
```



This is
SQL by
an expert

Finding Witnesses

Store(sid, sname)

Product(pid, pname, price, sid)

For each store,
find its most expensive products

Finding Witnesses

Finding the maximum price is easy...

```
SELECT Store.sid, max(Product.price)
FROM   Store, Product
WHERE  Store.sid = Product.sid
GROUP BY Store.sid
```

But we need the *witnesses*, i.e. the products with max price

Finding Witnesses

To find the witnesses, compute the maximum price in a subquery

```
SELECT Store.sname, Product.pname
FROM Store, Product,
    (SELECT Store.sid AS sid, max(Product.price) AS p
     FROM Store, Product
     WHERE Store.sid = Product.sid
     GROUP BY Store.sid) X
WHERE Store.sid = Product.sid
    and Store.sid = X.sid and Product.price = X.p
```


Finding Witnesses

There is a more concise solution here:

```
SELECT Store.sname, x.pname
FROM   Store, Product x
WHERE  Store.sid = x.sid and
       x.price >=
           ALL (SELECT y.price
                FROM Product y
                WHERE Store.sid = y.sid)
```

NULLs in SQL

- Whenever we don't have a value, we can put a NULL
- Can mean many things:
 - Value does not exist
 - Value exists but is unknown
 - Value not applicable
 - Etc.
- The schema specifies for each attribute if can be null (*nullable* attribute) or not
- How does SQL cope with tables that have NULLs ?

Null Values

- If $x = \text{NULL}$ then $4*(3-x)/7$ is still **NULL**
- If $x = \text{NULL}$ then $x='Joe'$ is **UNKNOWN**
- In SQL there are three boolean values:

FALSE	=	0
UNKNOWN	=	0.5
TRUE	=	1

Null Values

- $C1 \text{ AND } C2 = \min(C1, C2)$
- $C1 \text{ OR } C2 = \max(C1, C2)$
- $\text{NOT } C1 = 1 - C1$

```
SELECT *  
FROM Person  
WHERE (age < 25) AND  
      (height > 6 OR weight > 190)
```

E.g.
age=20
height=NULL
weight=200

Rule in SQL: include only tuples that yield TRUE

Null Values

Unexpected behavior:

```
SELECT *  
FROM Person  
WHERE age < 25 OR age >= 25
```

Some Person tuples are not included !

Null Values

Can test for NULL explicitly:

- x IS NULL
- x IS NOT NULL

```
SELECT *  
FROM Person  
WHERE age < 25 OR age >= 25 OR age IS NULL
```

Now it includes all Person tuples

Outerjoins

Product(name, category)

Purchase(prodName, store)

An “inner join”:

```
SELECT Product.name, Purchase.store
FROM   Product, Purchase
WHERE  Product.name = Purchase.prodName
```

Same as:

```
SELECT Product.name, Purchase.store
FROM   Product JOIN Purchase ON
        Product.name = Purchase.prodName
```

But Products that never sold will be lost !

Outerjoins

Product(name, category)

Purchase(prodName, store)

If we want the never-sold products, need an “outerjoin”:

```
SELECT Product.name, Purchase.store
FROM   Product LEFT OUTER JOIN Purchase ON
        Product.name = Purchase.prodName
```


Product

Name	Category
Gizmo	gadget
Camera	Photo
OneClick	Photo

Purchase

ProdName	Store
Gizmo	Wiz
Camera	Ritz
Camera	Wiz

Name	Store
Gizmo	Wiz
Camera	Ritz
Camera	Wiz
OneClick	NULL

Application

- Compute, for each product, the total number of sales in 'September'

Product(name, category)

Purchase(prodName, month, store)

```
SELECT Product.name, count(*)  
FROM   Product, Purchase  
WHERE  Product.name = Purchase.prodName  
       and Purchase.month = 'September'  
GROUP BY Product.name
```

What's wrong ?

Application

- Compute, for each product, the total number of sales in 'September'

Product(name, category)

Purchase(prodName, month, store)

```
SELECT Product.name, count(store)
FROM   Product LEFT OUTER JOIN Purchase ON
       Product.name = Purchase.prodName
       and Purchase.month = 'September'
GROUP BY Product.name
```

Need to use
attribute to
get correct
zero count
(6.4.6)

Now we also get the products who sold in 0 quantity

Outer Joins

- Left outer join:
 - Include the left tuple even if there's no match
- Right outer join:
 - Include the right tuple even if there's no match
- Full outer join:
 - Include both left and right tuples even if there's no match