

CSE 451: Operating Systems Autumn 2013

Module 5 Threads

Ed Lazowska
lazowska@cs.washington.edu
Allen Center 570

© 2013 Gribble, Lazowska, Levy, Zahorjan

What's "in" a process?

- A process consists of (at least):
 - An **address space**, containing
 - the code (instructions) for the running program
 - the data for the running program
 - **Thread state**, consisting of
 - The program counter (PC), indicating the next instruction
 - The stack pointer register (implying the stack it points to)
 - Other general purpose register values
 - A set of **OS resources**
 - open files, network connections, sound channels, ...
- **That's a lot of concepts bundled together!**
- Today: decompose ...
 - address space
 - thread of control (stack, stack pointer, program counter, registers)
 - OS resources

© 2013 Gribble, Lazowska, Levy, Zahorjan

2

Module overview

- Big picture: Achieving concurrency/parallelism
- Kernel threads
- User-level threads

© 2013 Gribble, Lazowska, Levy, Zahorjan

3

The Big Picture

- Threads are about **concurrency** and **parallelism**
 - Parallelism: physically simultaneous operations for performance
 - Concurrency: logically (and possibly physically) simultaneous operations for convenience/simplicity
- One way to get concurrency and parallelism is to use multiple processes
 - The programs (code) of distinct processes are isolated from each other
- Threads are another way to get concurrency and parallelism
 - Threads "share a process" – same address space, same OS resources
 - Threads have private stack, CPU state – are schedulable

© 2013 Gribble, Lazowska, Levy, Zahorjan

4

Concurrency/Parallelism

- Imagine a web server, which might like to handle multiple requests concurrently
 - While waiting for the credit card server to approve a purchase for one client, it could be retrieving the data requested by another client from disk, and assembling the response for a third client from cached information
- Imagine a web client (browser), which might like to initiate multiple requests concurrently
 - The CSE home page has dozens of "src= ..." html commands, each of which is going to involve a lot of sitting around! Wouldn't it be nice to be able to launch these requests concurrently?
- Imagine a parallel program running on a multiprocessor, which might like to employ "physical concurrency"
 - For example, multiplying two large matrices – split the output matrix into k regions and compute the entries in each region concurrently, using k processors

© 2013 Gribble, Lazowska, Levy, Zahorjan

5

What's needed?

- In each of these examples of concurrency (web server, web client, parallel program):
 - Everybody wants to run the same code
 - Everybody wants to access the same data
 - Everybody has the same privileges
 - Everybody uses the same resources (open files, network connections, etc.)
- But you'd like to have multiple hardware execution states:
 - an execution stack and stack pointer (SP)
 - traces state of procedure calls made
 - the program counter (PC), indicating the next instruction
 - a set of general-purpose processor registers and their values

© 2013 Gribble, Lazowska, Levy, Zahorjan

6

How could we achieve this?

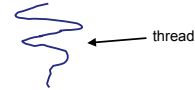
- Given the process abstraction as we know it:
 - fork several processes
 - cause each to *map* to the **same** physical memory to share data
 - see the `shmget()` system call for one way to do this (kind of)
- This is like making a pig fly – it's really inefficient
 - space: PCB, page tables, etc.
 - time: creating OS structures, fork/copy address space, etc.
- Some equally bad alternatives for some of the examples:
 - Entirely separate web servers
 - Manually programmed asynchronous programming (non-blocking I/O) in the web client (browser)

© 2013 Gribble, Lazowska, Levy, Zahorjan

7

Can we do better?

- Key idea:
 - separate the concept of a **process** (address space, OS resources)
 - ... from that of a minimal "**thread of control**" (execution state: stack, stack pointer, program counter, registers)
- This execution state is usually called a **thread**, or sometimes, a **lightweight process**



© 2013 Gribble, Lazowska, Levy, Zahorjan

8

Threads and processes

- Most modern OS's (Mach (Mac OS), Chorus, Windows, UNIX) therefore support two entities:
 - the **process**, which defines the address space and general process attributes (such as open files, etc.)
 - the **thread**, which defines a sequential execution stream within a process
- A thread is bound to a single process / address space
 - address spaces, however, can have multiple threads executing within them
 - sharing data between threads is cheap: all see the same address space
 - creating threads is cheap too!
- Threads become the unit of scheduling
 - processes / address spaces are just **containers** in which threads execute

© 2013 Gribble, Lazowska, Levy, Zahorjan

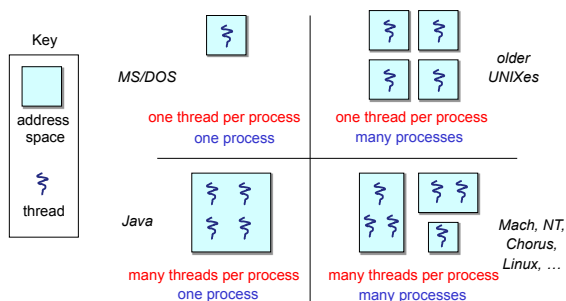
9

- Threads are concurrent executions sharing an address space (and some OS resources)
- Address spaces provide isolation
 - If you can't name it, you can't read or write it
- Hence, communicating between processes is expensive
 - Must go through the OS to move data from one address space to another
- Because threads are in the same address space, communication is simple/cheap
 - Just update a shared variable!

© 2013 Gribble, Lazowska, Levy, Zahorjan

10

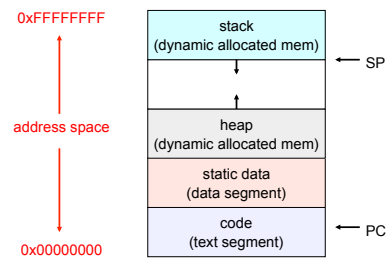
The design space



© 2013 Gribble, Lazowska, Levy, Zahorjan

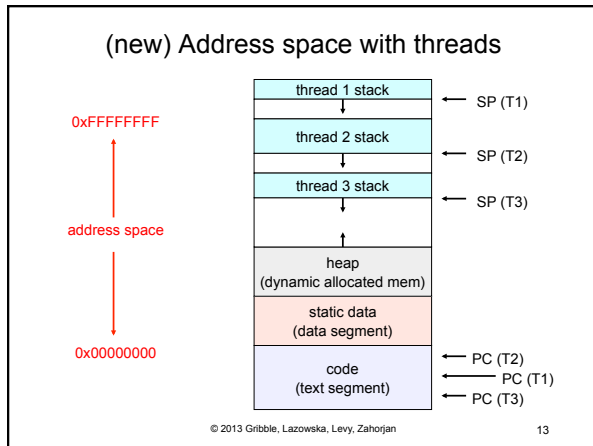
11

(old) Process address space



© 2013 Gribble, Lazowska, Levy, Zahorjan

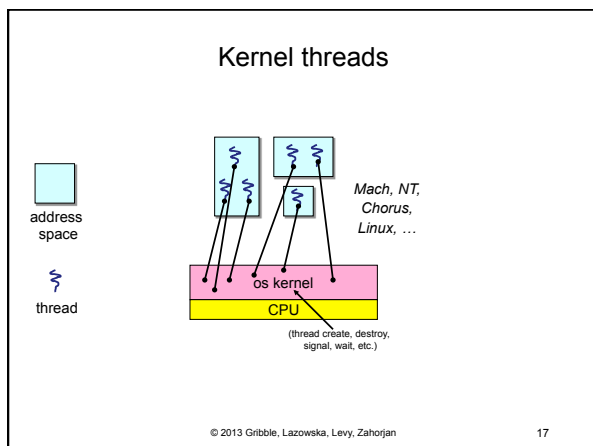
12



- ### Value of process/thread separation
- Concurrency (multithreading) is useful for:
 - handling concurrent events (e.g., web servers and clients)
 - building parallel programs (e.g., matrix multiply, ray tracing)
 - improving program structure (the Java argument)
 - Multithreading is useful even on a uniprocessor
 - even though only one thread can run at a time
 - Supporting multithreading – that is, separating the concept of a **process** (address space, files, etc.) from that of a minimal **thread of control** (execution state), is a big win
 - creating concurrency does not require creating new processes
 - “faster / better / cheaper”
- © 2013 Gribble, Lazowska, Levy, Zahorjan 14

- ### Terminology
- Just a note that there's the potential for some confusion ...
 - Old world: “process” == “address space + OS resources + single thread”
 - New world: “process” typically refers to an address space + system resources + all of its threads ...
 - When we mean the “address space” we need to be explicit
 - “thread” refers to a single thread of control within a process / address space
 - A bit like “kernel” and “operating system” ...
 - Old world: “kernel” == “operating system” and runs in “kernel mode”
 - New world: “kernel” typically refers to the microkernel; lots of the operating system runs in user mode
- © 2013 Gribble, Lazowska, Levy, Zahorjan 15

- ### “Where do threads come from, Mommy?”
- Natural answer: the OS is responsible for creating/ managing threads
 - For example, the kernel call to create a new thread would
 - allocate an execution stack within the process address space
 - create and initialize a Thread Control Block
 - stack pointer, program counter, register values
 - stick it on the ready queue
 - We call these **kernel threads**
 - There is a “thread name space”
 - Thread id's (TID's)
 - TID's are integers (surprise!)
- © 2013 Gribble, Lazowska, Levy, Zahorjan 16



- ### Kernel threads
- OS now manages threads *and* processes / address spaces
 - all thread operations are implemented in the kernel
 - OS schedules all of the threads in a system
 - if one thread in a process blocks (e.g., on I/O), the OS knows about it, and can run other threads from that process
 - possible to overlap I/O and computation **inside** a process
 - Kernel threads are cheaper than processes
 - less state to allocate and initialize
 - But, they're still pretty expensive for fine-grained use
 - orders of magnitude more expensive than a procedure call
 - thread operations are all system calls
 - context switch
 - argument checks
- © 2013 Gribble, Lazowska, Levy, Zahorjan 18

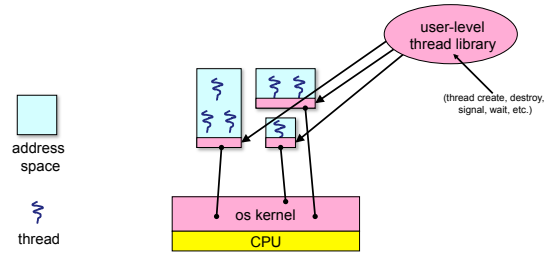
“Where do threads come from, Mommy?” (2)

- There is an alternative to kernel threads
- Threads can also be managed at the user level (that is, entirely from within the process)
 - a library linked into the program manages the threads
 - because threads share the same address space, the thread manager doesn't need to manipulate address spaces (which only the kernel can do)
 - threads differ (roughly) only in hardware contexts (PC, SP, registers), which can be manipulated by user-level code
 - the **thread package** multiplexes user-level threads on top of kernel thread(s)
 - each kernel thread is treated as a “virtual processor”
 - we call these **user-level threads**

© 2013 Gribble, Lazowska, Levy, Zahorjan

19

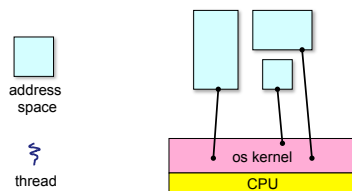
User-level threads



© 2013 Gribble, Lazowska, Levy, Zahorjan

20

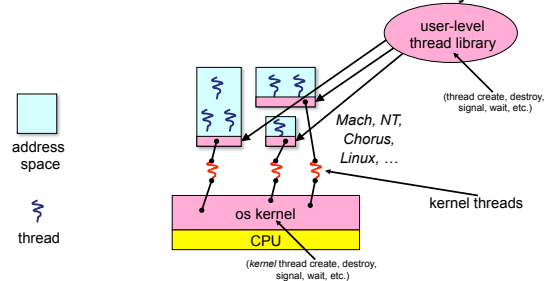
User-level threads: what the kernel sees



© 2013 Gribble, Lazowska, Levy, Zahorjan

21

User-level threads: the full story



© 2013 Gribble, Lazowska, Levy, Zahorjan

22

User-level threads

- User-level threads are small and fast
 - managed entirely by user-level library
 - E.g., **threads** (`libpthread.a`)
 - each thread is represented simply by a PC, registers, a stack, and a small **thread control block** (TCB)
 - creating a thread, switching between threads, and synchronizing threads are done via procedure calls
 - no kernel involvement is necessary!
 - user-level thread operations can be 10-100x faster than kernel threads as a result

© 2013 Gribble, Lazowska, Levy, Zahorjan

23

Performance example

- On a 700MHz Pentium running Linux 2.2.16 (only the relative numbers matter; ignore the ancient CPU!):

- Processes
 - `fork`/`exit`: 251 μ s
- Kernel threads
 - `pthread_create()`/`pthread_join()`: 94 μ s (2.5x faster – ~150 μ s faster) Why?
- User-level threads
 - `pthread_create()`/`pthread_join()`: 4.5 μ s (another 20x faster – ~100 μ s faster) Why?

© 2013 Gribble, Lazowska, Levy, Zahorjan

24

User-level thread implementation

- The OS schedules the kernel thread
- The kernel thread executes user code, including the thread support library and its associated thread scheduler
- The thread scheduler determines when a user-level thread runs
 - it uses queues to keep track of what threads are doing: run, ready, wait
 - just like the OS and processes
 - but, implemented at user-level as a library

© 2013 Gribble, Lazowska, Levy, Zahorjan

25

Thread interface

- This is taken from the POSIX `pthread` API:
 - `r_code = pthread_create(&t, attributes, start_procedure)`
 - creates a new thread of control
 - new thread begins executing at `start_procedure`
 - `pthread_cond_wait(condition_variable, mutex)`
 - the calling thread blocks, sometimes called `thread_block()`
 - `pthread_signal(condition_variable)`
 - starts a thread waiting on the condition variable
 - `pthread_exit()`
 - terminates the calling thread
 - `pthread_wait(t)`
 - waits for the named thread to terminate

© 2013 Gribble, Lazowska, Levy, Zahorjan

26

Thread context switch

- Very simple for user-level threads:
 - save context of currently running thread
 - push CPU state onto thread stack
 - restore context of the next thread
 - pop CPU state from next thread's stack
 - return as the new thread
 - execution resumes at PC of next thread
 - Note: no changes to memory mapping required!
- This is all done by assembly language
 - it works at the level of the procedure calling convention
 - thus, it cannot be implemented using procedure calls

© 2013 Gribble, Lazowska, Levy, Zahorjan

27

How to keep a user-level thread from hogging the CPU?

- Strategy 1: force everyone to cooperate
 - a thread willingly gives up the CPU by calling `yield()`
 - `yield()` calls into the scheduler, which context switches to another ready thread
 - what happens if a thread never calls `yield()`?
- Strategy 2: use preemption
 - scheduler requests that a timer interrupt be delivered by the OS periodically
 - usually delivered as a UNIX signal (man `signal`)
 - signals are just like software interrupts, but delivered to user-level by the OS instead of delivered to OS by hardware
 - at each timer interrupt, scheduler gains control and context switches as appropriate

© 2013 Gribble, Lazowska, Levy, Zahorjan

28

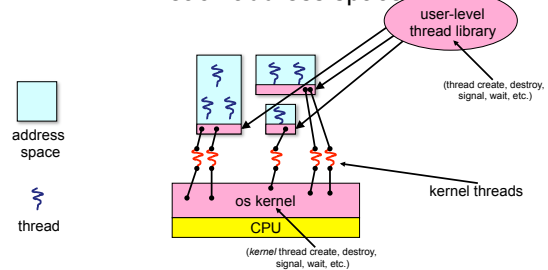
What if a thread tries to do I/O?

- The kernel thread “powering” it is lost for the duration of the (synchronous) I/O operation!
 - The kernel thread blocks in the OS, as always
 - It maroons with it the state of the user-level thread
- Could have one kernel thread “powering” each user-level thread
 - “common case” operations (e.g., synchronization) would be quick
- Could have a limited-size “pool” of kernel threads “powering” all the user-level threads in the address space
 - the kernel will be scheduling these threads, obviously to what's going on at user-level

© 2013 Gribble, Lazowska, Levy, Zahorjan

29

Multiple kernel threads “powering” each address space



© 2013 Gribble, Lazowska, Levy, Zahorjan

30

What if the kernel preempts a thread holding a lock?

- Other threads will be unable to enter the critical section and will block (stall)

Addressing these problems

- Effective coordination of kernel decisions and user-level threads requires OS-to-user-level communication
 - OS notifies user-level that it is about to suspend a kernel thread
- This is called “scheduler activations”
 - a research paper from UW with huge effect on practice
 - each process can request one or more kernel threads
 - process is given responsibility for mapping user-level threads onto kernel threads
 - kernel promises to notify user-level before it suspends or destroys a kernel thread
 - ACM TOCS 10,1

Summary

- You really want multiple threads per address space
- Kernel threads are much more efficient than processes, but they’re still not cheap
 - all operations require a kernel call and parameter validation
- User-level threads are:
 - really fast/cheap
 - great for common-case operations
 - creation, synchronization, destruction
 - can suffer in uncommon cases due to kernel obliviousness
 - I/O
 - preemption of a lock-holder
- Scheduler activations are an answer
 - pretty subtle though

The design space

