

CSE/EE 461

Sliding Windows and ARQ

Last Time

- We finished up the Network layer
 - Internetworks (IP)
 - Routing (DV/RIP, LS/OSPF)
- It was all about routing; how to provide end-to-end delivery of packets.

Application
Presentation
Session
Transport
Network
Data Link
Physical

2

This Time

- We begin on the Transport layer
- Focus
 - How do we send information reliably?
- Topics
 - The Transport layer
 - Acknowledgements and retransmissions (ARQ)
 - Sliding windows

Application
Presentation
Session
Transport
Network
Data Link
Physical

3

The Transport Layer

- Builds on the services of the Network layer
- Communication between processes running on hosts
 - Naming/Addressing
- Stronger guarantees of message delivery
 - Reliability

4

Example – Common Properties

TCP

- Connection-oriented
- Multiple processes
- Reliable byte-stream delivery
 - In-order delivery
 - Single delivery
 - Arbitrarily long messages
- Synchronization
- Flow control
- Reliable delivery

IP

- Datagram oriented
- Lost packets
- Reordered packets
- Duplicate packets
- Limited size packets

5

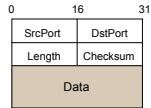
What does it mean to be “reliable”

- How can a sender “know” the sent packet was received?
 - sender receives an acknowledgement
- How can a receiver “know” a received packet was sent?
 - sender includes sequence number, checksum
- Do sender and receiver need to come to consensus on what is sent and received?
 - When is it OK for the receiver’s TCP/IP stack to deliver the data to the application?

6

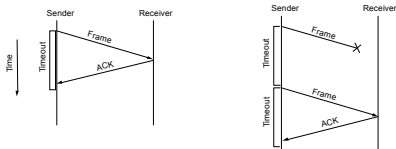
Internet Transport Protocols

- UDP
 - Datagram abstraction between processes
 - With error detection
- TCP
 - Bytestream abstraction between processes
 - With reliability
 - Plus congestion control (later!)



7

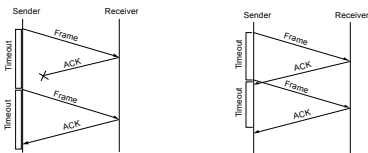
Automatic Repeat Request (ARQ)



- Packets can be corrupted or lost. How do we add reliability?
- Acknowledgments (ACKs) and retransmissions after a timeout
- ARQ is generic name for protocols based on this strategy

8

The Need for Sequence Numbers

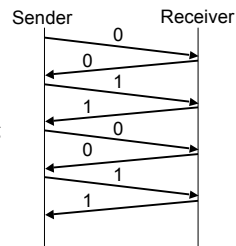


- In the case of ACK loss (or poor choice of timeout) the receiver can't distinguish this message from the next
 - Need to understand how many packets can be outstanding and number the packets; here, a single bit will do

9


Stop-and-Wait

- Only one outstanding packet at a time
- Also called alternating bit protocol



10

Limitation of Stop-and-Wait



- Lousy performance if trans. delay \ll prop. delay
 - Max BW: B
 - Actual BW: $M/2D$
 - Example: B = 100Mb/s, M=1500Bytes, D=50ms
 - Actual BW = 1500Bytes/100ms \rightarrow 15000 Bytes/s \rightarrow ~100Kb/s
 - 100Mb vs 100Kb?

11

More BW Please

- Want to utilize all available bandwidth
 - Need to keep more data "in flight"
 - How much? Remember the bandwidth-delay product?
- Leads to Sliding Window Protocol
 - "window size" says how much data can be sent without waiting for an acknowledgement



12

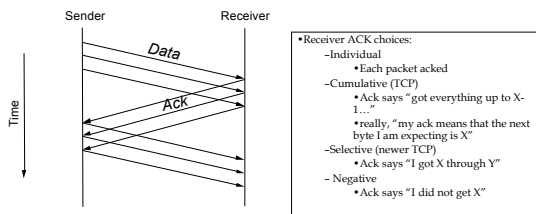
Sliding Window – Sender



- Window bounds outstanding data
 - Implies need for buffering at sender
 - Specifically, must buffer unack'ed data
- "Last" ACK applies to in-order data
 - Need not buffer acked data
- Sender maintains timers too
 - Go-Back-N: one timer, send all unacknowledged on timeout
 - Selective Repeat: timer per packet, resend as needed

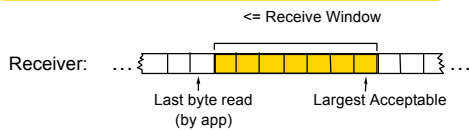
13

Sliding Window – Timeline



14

Sliding Window – Receiver

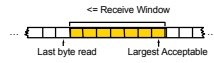


- Receiver buffers too:
 - data may arrive out-of-order
 - or faster than can be consumed by receiving process
- No sense having more data on the wire than can be buffered at the receiver.
 - In other words, receiver buffer size should limit the sender's window size

15

Flow Control

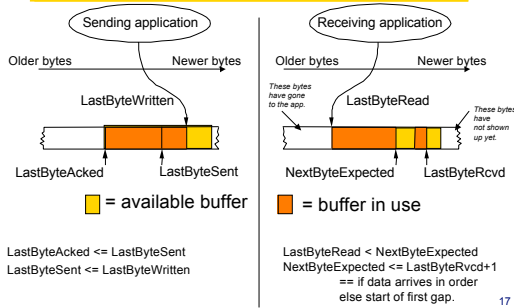
- Sender must transmit data no faster than it can be consumed by receiver
 - Receiver might be a slow machine
 - App might consume data slowly



- Accomplish by adjusting the size of sliding window used at the sender
 - sender adjusts based on receiver's feedback about available buffer space
 - the receiver tells the sender an "Advertised Window"

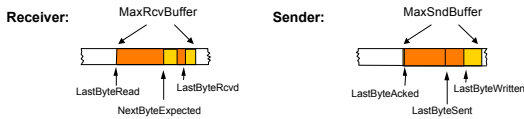
16

Sender and Receiver Buffering



17

Flow Control



Receiver's goal: always ensure that $LastByteRcvd - LastByteRead \leq MaxRcvBuffer$

- in other words, ensure it never needs to buffer more than $MaxRcvBuffer$ data

- To accomplish this, receiver advertises the following window size:
- $AdvertisedWindow = MaxRcvBuffer - ((NextByteExpected - 1) - LastByteRead)$
 - "All the buffer space minus the buffer space that's in use."

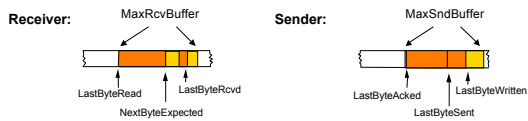
18

Flow control on the receiver

- As data arrives:
 - receiver acknowledges it so long as all preceding bytes have also arrived
 - ACKs also carry a piggybacked AdvertisedWindow
 - So, an ACK tells the sender:
 - All data up to the ACK'ed seqno has been received
 - How much more data currently fits in the receiver's buffer
- AdvertisedWindow shrinks as data is received
 - and grows as receiving app. reads the data from the buffer

19

Flow Control On the Sender



Sender's goal: always ensure that $LastByteSent - LastByteAcked \leq AdvertisedWindow$
 • in other words, don't send that which is unwanted

Notion of "EffectiveWindow": how much new data it is OK for sender to currently send
 • $EffectiveWindow = AdvertisedWindow - (LastByteSent - LastByteAcked)$

OK to send that which there is room for, which is that which was advertised (AdvertisedWindow) minus that which I've already sent since receiving the last advertisement.

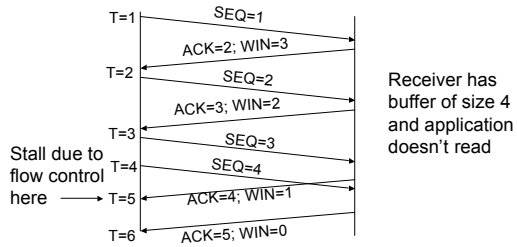
20

Sending Side

- As acknowledgements arrive:
 - advance LastByteAcked
 - update AdvertisedWindow
 - calculate EffectiveWindow
 - If $EffectiveWindow > 0$, it is OK to send more data
- One last detail on the sender:
 - sender has finite buffer space as well
 - $LastByteWritten - LastByteAcked \leq MaxSendBuffer$
 - OS needs to block application writes if buffer fills
 - i.e., block `write(y)` if $(LastByteWritten - LastByteAcked) + y > MaxSendBuffer$

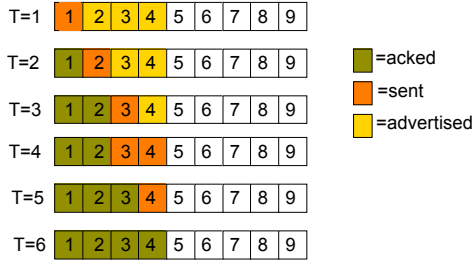
21

Example – Exchange of Packets



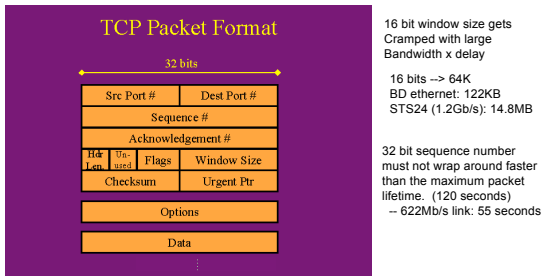
22

Example – Buffer at Sender



23

Packet Format



24

Sliding Window Functions

- Sliding window is a mechanism
- It supports multiple functions:
 - Reliable delivery
 - *If I hear you got it, I know you got it.*
 - ACK (Ack # is "next byte expected")
 - In-order delivery
 - *If you get it, you get it in the right order.*
 - SEQ # (Seq # is "the byte this is in the sequence")
 - Flow control
 - *If you don't have room for it, I won't send it.*
 - Advertised Receiver Window
 - AdvertisedWindow is amount of free space in buffer

25

Key Concepts

- Transport layer allows processes to communicate with stronger guarantees, e.g., reliability
- Basic reliability is provided by ARQ mechanisms
 - Stop-and-Wait through Sliding Window plus retransmissions

26
