

Surfaces

1

Reading

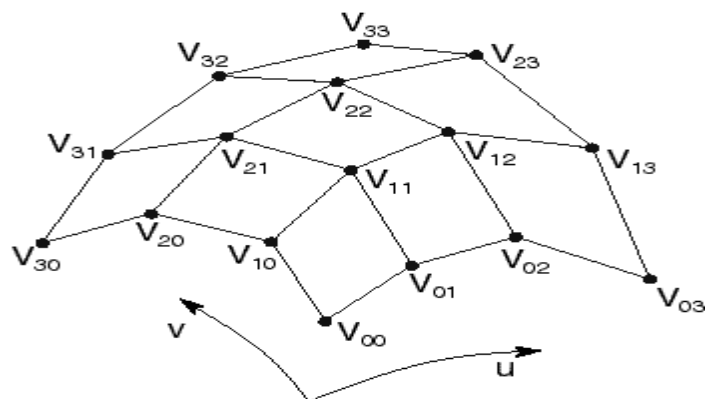
Foley et.al., Section 11.3

Recommended:

Bartels, Beatty, and Barsky. *An Introduction to Splines for use in Computer Graphics and Geometric Modeling*, 1987.

2

Tensor product Bézier surfaces



Given a grid of control points V_{ij} , forming a **control net**, construct a surface $S(u,v)$ by:

- ♦ treating rows of V as control points for curves $V_0(u), \dots, V_n(u)$.
- ♦ treating $V_0(u), \dots, V_n(u)$ as control points for a curve parameterized by v .

3

Building surfaces from curves

Let the geometry vector vary by a second parameter v :

$$S(u,v) = \mathbf{U} \cdot \mathbf{M} \cdot \begin{bmatrix} \mathbf{G}_1(v) \\ \mathbf{G}_2(v) \\ \mathbf{G}_3(v) \\ \mathbf{G}_4(v) \end{bmatrix}$$

$$\mathbf{G}_i(v) = \mathbf{V} \cdot \mathbf{M} \cdot \mathbf{g}_i$$

$$\mathbf{g}_i = [\mathbf{g}_{i1} \quad \mathbf{g}_{i2} \quad \mathbf{g}_{i3} \quad \mathbf{g}_{i4}]^T$$

4

Geometry matrices

By transposing the geometry curve we get:

$$\begin{aligned} \mathbf{G}_i(v)^T &= (\mathbf{V} \cdot \mathbf{M} \cdot \mathbf{g}_i)^T \\ &= \mathbf{g}_i^T \cdot \mathbf{M}^T \cdot \mathbf{V}^T \\ &= [\mathbf{g}_{i1} \ \mathbf{g}_{i2} \ \mathbf{g}_{i3} \ \mathbf{g}_{i4}] \cdot \mathbf{M}^T \cdot \mathbf{V}^T \end{aligned}$$

5

Geometry matrices

Combining

$$\mathbf{G}_i(v) = [\mathbf{g}_{i1} \ \mathbf{g}_{i2} \ \mathbf{g}_{i3} \ \mathbf{g}_{i4}] \cdot \mathbf{M}^T \cdot \mathbf{V}^T$$

And

$$S(u, v) = \mathbf{U} \cdot \mathbf{M} \cdot \begin{bmatrix} \mathbf{G}_1(v) \\ \mathbf{G}_2(v) \\ \mathbf{G}_3(v) \\ \mathbf{G}_4(v) \end{bmatrix}^T$$

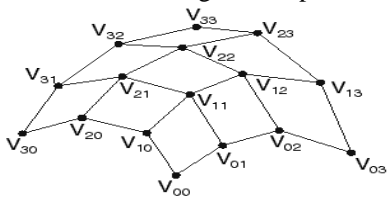
We get

$$S(u, v) = \mathbf{U} \cdot \mathbf{M} \cdot \begin{bmatrix} \mathbf{g}_{11} & \mathbf{g}_{12} & \mathbf{g}_{13} & \mathbf{g}_{14} \\ \mathbf{g}_{21} & \mathbf{g}_{22} & \mathbf{g}_{23} & \mathbf{g}_{24} \\ \mathbf{g}_{31} & \mathbf{g}_{32} & \mathbf{g}_{33} & \mathbf{g}_{34} \\ \mathbf{g}_{41} & \mathbf{g}_{42} & \mathbf{g}_{43} & \mathbf{g}_{44} \end{bmatrix} \cdot \mathbf{M}^T \cdot \mathbf{V}^T$$

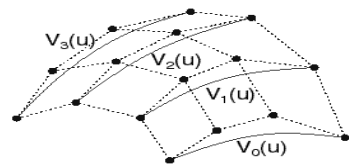
6

Tensor product surfaces, cont.

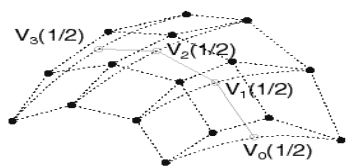
Let's walk through the steps:



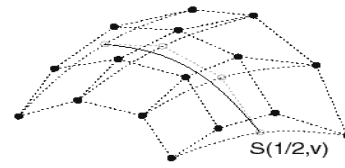
Control net



Control curves in u



Control polygon at $u=1/2$



Curve at $S(1/2, v)$

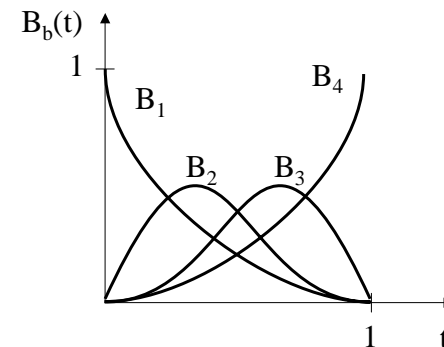
Which control points are interpolated by the surface?

7

Bezier Blending Functions

a.k.a. Bernstein polynomials

$$\mathbf{Q}(t) = \begin{bmatrix} t^3 & t^2 & t & 1 \end{bmatrix} \begin{bmatrix} -1 & 3 & -3 & 1 \\ 3 & -6 & 3 & 0 \\ -3 & 3 & 0 & 0 \\ 1 & 0 & 0 & 0 \end{bmatrix} \begin{bmatrix} \mathbf{P}_1 \\ \mathbf{P}_2 \\ \mathbf{P}_3 \\ \mathbf{P}_4 \end{bmatrix} = \mathbf{B}_b(t) \begin{bmatrix} \mathbf{P}_1 \\ \mathbf{P}_2 \\ \mathbf{P}_3 \\ \mathbf{P}_4 \end{bmatrix}$$



8

Matrix form

Tensor product surfaces can be written out explicitly:

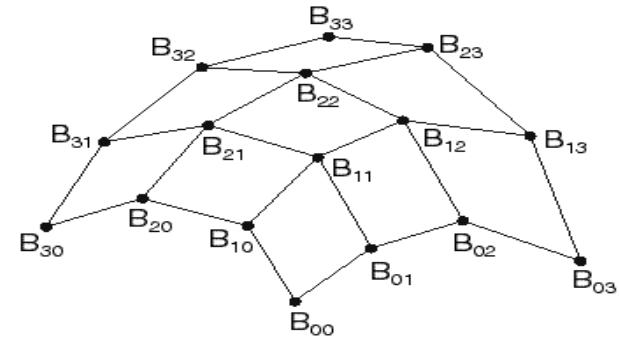
$$S(u, v) = \sum_{i=0}^n \sum_{j=0}^n V_{ij} B_i^n(u) B_j^n(v)$$

$$= \begin{bmatrix} v^3 & v^2 & v & 1 \end{bmatrix} \mathbf{M}_{\text{Bézier}} \mathbf{V} \mathbf{M}_{\text{Bézier}}^T \begin{bmatrix} u^3 \\ u^2 \\ u \\ 1 \end{bmatrix}$$

9

Tensor product B-spline surfaces

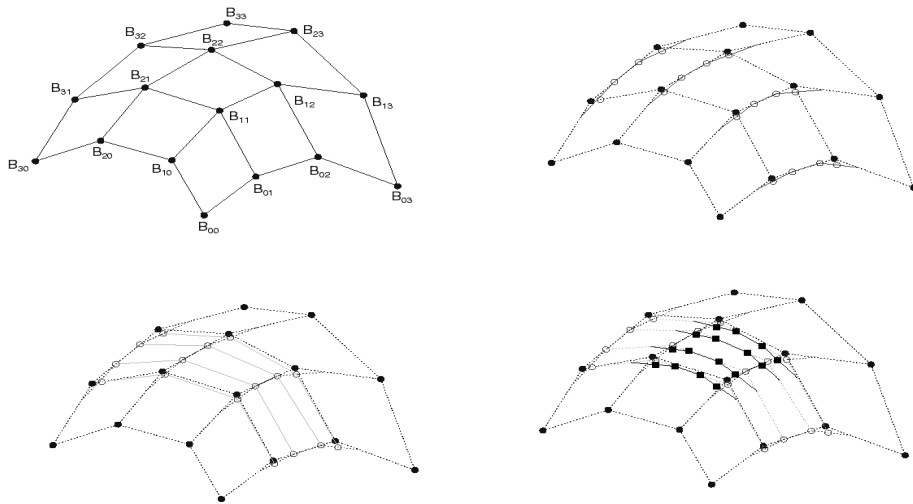
As with spline curves, we can piece together a sequence of Bézier surfaces to make a spline surface. If we enforce C2 continuity and local control, we get B-spline curves:



- ♦ treat rows of B as control points to generate Bézier control points in u .
- ♦ treat Bézier control points in u as B-spline control points in v .
- ♦ treat B-spline control points in v to generate Bézier control points in u .

10

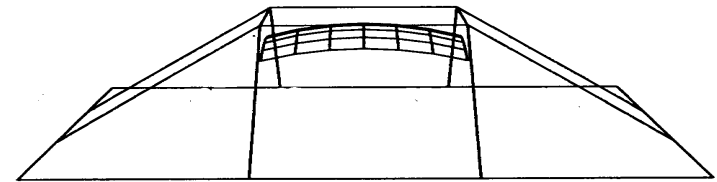
Tensor product B-splines, cont.



Which B-spline control points are interpolated by the surface?

11

Tensor product B-splines, cont.




12

Trimmed NURBS surfaces

Uniform B-spline surfaces are a special case of NURBS surfaces.

Sometimes, we want to have control over which parts of a NURBS surface get drawn.

For example:



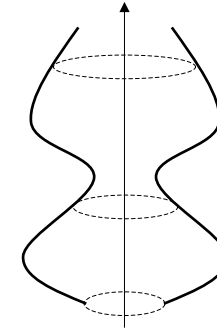
We can do this by **trimming** the u - v domain.

- ♦ Define a closed curve in the u - v domain (a **trim curve**)
- ♦ Do not draw the surface points inside of this curve.

It's really hard to maintain continuity in these regions, especially while animating.

13

Surfaces of revolution



Idea: rotate a 2D **profile curve** around an axis.

What kinds of shapes can you model this way?

14

Variations

Several variations are possible:

- ♦ Scale $C(u)$ as it moves, possibly using length of $T(v)$ as a scale factor.
- ♦ Morph $C(u)$ into some other curve $C'(u)$ as it moves along $T(v)$.
- ♦ ...

15

Constructing surfaces of revolution

Given: A curve $C(u)$ in the yz -plane:

$$C(u) = \begin{bmatrix} 0 \\ c_y(u) \\ c_z(u) \\ 1 \end{bmatrix}$$

Let $R_x(\theta)$ be a rotation about the x -axis.

Find: A surface $S(u,v)$ which is $C(u)$ rotated about the z -axis.

$$S(u,v) = \mathbf{R}_x(v) \cdot C(u)$$

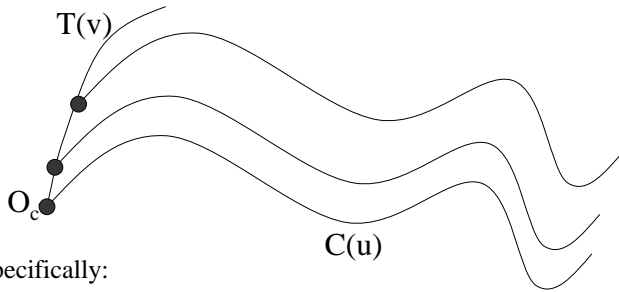
16

General sweep surfaces

The **surface of revolution** is a special case of a **swept surface**.

Idea: Trace out surface $S(u,v)$ by moving a **profile curve** $C(u)$ along a **trajectory curve** $T(v)$.

$$S(u, v) = \mathbf{T}(T(v)) \cdot C(u)$$



More specifically:

- ◆ Suppose that $C(u)$ lies in an (x_c, y_c) coordinate system with origin O_c .
- ◆ For every point along $T(v)$, lay $C(u)$ so that O_c coincides with $T(v)$.

17

Orientation

The big issue:

- ◆ How to orient $C(u)$ as it moves along $T(v)$?

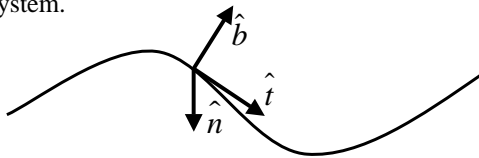
Here are two options:

1. **Fixed** (or **static**): Just translate O_c along $T(v)$.
2. **Moving**. Use the **Frenet frame** of $T(v)$.
 - ◆ Allows smoothly varying orientation.
 - ◆ Permits surfaces of revolution, for example.

18

Frenet frames

Motivation: Given a curve $T(v)$, we want to attach a smoothly varying coordinate system.



To get a 3D coordinate system, we need 3 independent direction vectors.

$$\hat{t}(v) = \text{normalize}(T'(v))$$

$$\hat{b}(v) = \text{normalize}(T'(v) \times T''(v))$$

$$\hat{n}(v) = \hat{b}(v) \times \hat{t}(v)$$

As we move along $T(v)$, the Frenet frame (t, b, n) varies smoothly.

19

Frenet swept surfaces

Orient the profile curve $C(u)$ using the Frenet frame of the trajectory $T(v)$:

1. Put $C(u)$ in the **normal plane** nb .
2. Place O_c on $T(v)$.
3. Align x_c for $C(u)$ with $-n$.
4. Align y_c for $C(u)$ with b .

If $T(v)$ is a circle, you get a surface of revolution exactly?

20

Summary

What to take home:

- ◆ How to construct tensor product Bézier surfaces
- ◆ How to construct tensor product B-spline surfaces
- ◆ Surfaces of revolution
- ◆ Construction of swept surfaces from a profile and trajectory curve
 - With a fixed frame
 - With a Frenet frame