

Texture Mapping

Brian Curless
CSE 557
Fall 2014

Reading

Required

- ♦ Shirley, 11.1-11.2, 11.4-11.6

Recommended

- ♦ Paul S. Heckbert. Survey of texture mapping. **IEEE Computer Graphics and Applications** 6(11): 56–67, November 1986.

Optional

- ♦ Woo, Neider, & Davis, Chapter 9
- ♦ James F. Blinn and Martin E. Newell. Texture and reflection in computer generated images. **Communications of the ACM** 19(10): 542–547, October 1976.

Texture mapping



Texture mapping (Woo et al., fig. 9-1)

Texture mapping allows you to take a simple polygon and give it the appearance of something much more complex.

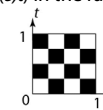
- ♦ Due to Ed Catmull, PhD thesis, 1974
- ♦ Refined by Blinn & Newell, 1976

A texture can modulate just about any parameter – diffuse color, specular color, specular exponent,

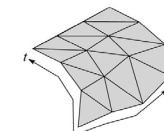
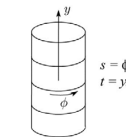
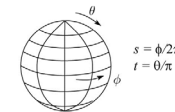
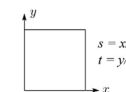
...

Implementing texture mapping

A texture lives in its own abstract image coordinates parameterized by (s, t) in the range $([0..1], [0..1])$:



It can be wrapped around many different surfaces:



With a ray caster, we can do the sphere and cylinder mappings directly (as we will see later). For z-buffers, everything gets converted to a triangle mesh with associated (s, t) coordinates.

Note: if the surface moves/deforms, the texture goes with it.

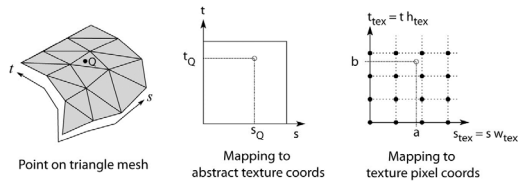
Mapping to texture image coords

The texture is usually stored as an image. Thus, we need to convert from abstract texture coordinate:

(s, t) in the range $([0..1], [0..1])$

to texture image coordinates:

(s_{tex}, t_{tex}) in the range $([0.. w_{tex}], [0.. h_{tex}])$

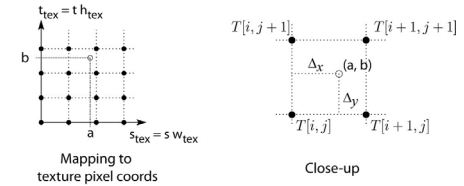


Q: What do you do when the texture sample you need lands between texture pixels?

5

Texture resampling

We need to resample the texture:



Thus, we seek to solve for: $T(a, b) = T(i + \Delta_x, j + \Delta_y)$

A common choice is **bilinear interpolation**:

$$T(i + \Delta_x, j) = \text{_____} T[i, j] + \text{_____} T[i + 1, j]$$

$$T(i + \Delta_x, j + 1) = \text{_____} T[i, j + 1] + \text{_____} T[i + 1, j + 1]$$

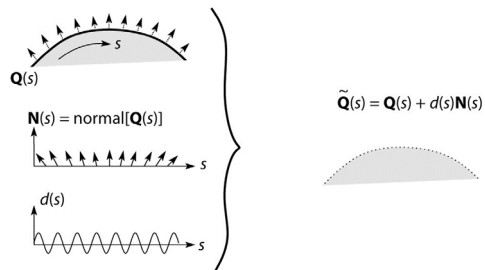
$$\begin{aligned} T(i + \Delta_x, j + \Delta_y) &= \text{_____} T(i + \Delta_x, j) + \text{_____} T(i + \Delta_x, j + 1) \\ &= \text{_____} T[i, j] + \text{_____} T[i + 1, j] + \\ &\quad \text{_____} T[i, j + 1] + \text{_____} T[i + 1, j + 1] \end{aligned}$$

6

Displacement mapping

Textures can be used for more than just color.

In **displacement mapping**, a texture is used to perturb the surface geometry itself. Here's the idea in 2D:



- These displacements "animate" with the surface
- In 3D, you would of course have (s, t) parameters instead of just s .

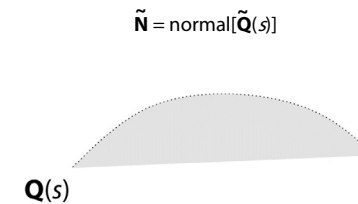
Suppose \mathbf{Q} is a simple surface, like a cube. Will it take more work to render the modified surface $\tilde{\mathbf{Q}}$?

7

Bump mapping

In **bump mapping**, a texture is used to perturb the normal:


- Use the original, simpler geometry, $\mathbf{Q}(s)$, for hidden surfaces
- Use the normal from the displacement map for shading:



What artifacts in the images would reveal that bump mapping is a fake?

8

Displacement vs. bump mapping



9

Displacement vs. bump mapping (cont'd)



Original rendering

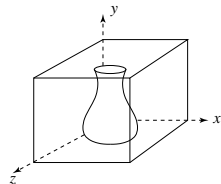
Rendering with bump map wrapped around a cylinder

Bump map and rendering by Wyvern Aldinger

10

Solid textures

Q: What kinds of artifacts might you see from using a marble veneer instead of real marble?



One solution is to use **solid textures**:

- ♦ Use model-space coordinates to index into a 3D texture
- ♦ Like "carving" the object from the material

One difficulty of solid texturing is coming up with the textures.

11

Solid textures (cont'd)

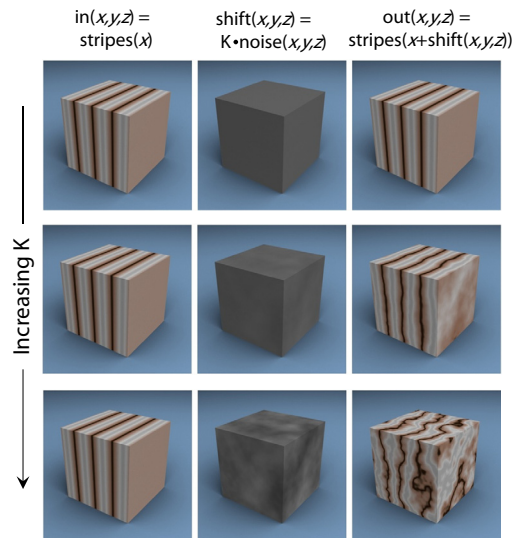
Here's an example for a vase cut from a solid marble texture:



Solid marble texture by Ken Perlin, (Foley, IV-21)

12

Solid textures (cont'd)



13

Environment mapping



In **environment mapping** (also known as **reflection mapping**), a texture is used to model an object's environment:

- Rays are bounced off objects into environment
- Color of the environment used to determine color of the illumination
- Environment mapping works well when there is just a single object – or in conjunction with ray tracing

This can be readily implemented (without interreflection) using a fragment shader, where the texture is stored in a “cube map” instead of a sphere.

With a ray tracer, the concept is easily extended to handle refraction as well as reflection (and interreflection).

14