



Image Stitching

Linda Shapiro

ECE/CSE 576

- Combine two or more overlapping images to make one larger image



How to do it?

- Basic Procedure
 1. Take a **sequence of images** from the same position
(Rotate the camera about its optical center)
 2. Compute **transformation** between second image and first
 3. **Shift the second image** to overlap with the first
 4. **Blend** the two together to create a mosaic
 5. If there are more images, repeat

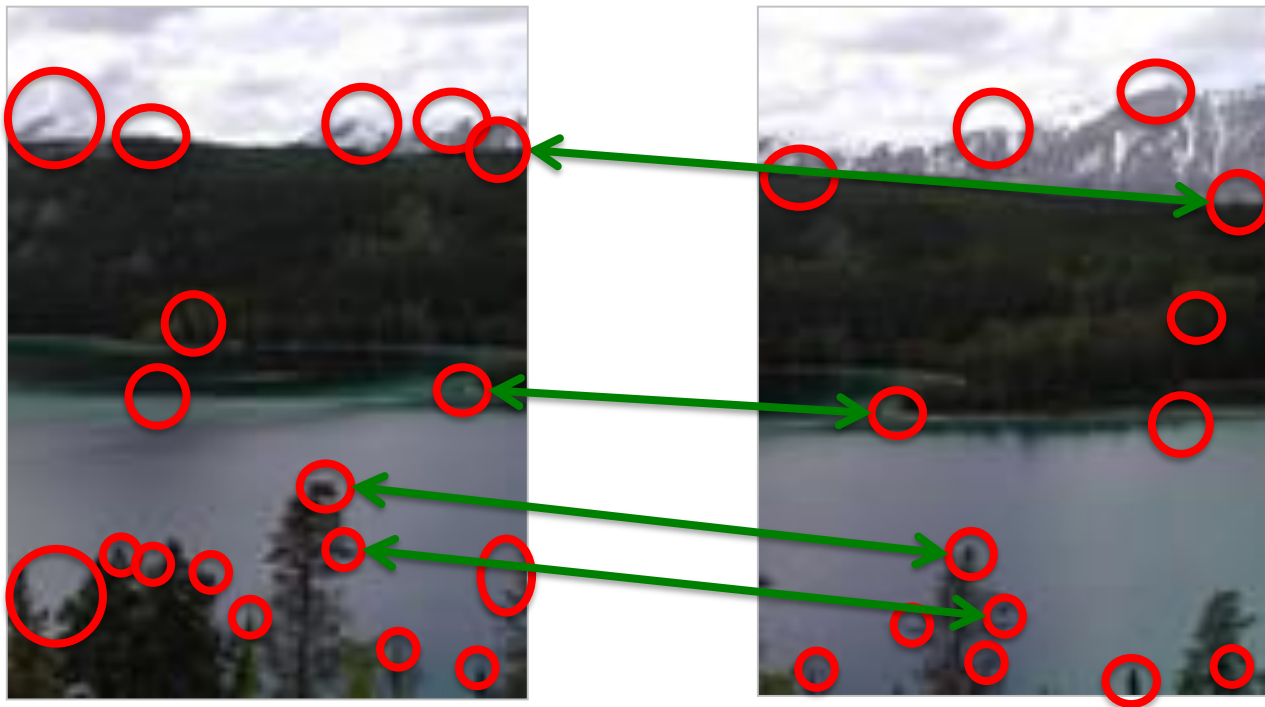
1. Take a sequence of images from the same position

- Rotate the camera about its optical center



2. Compute transformation between images

- Extract interest points
- Find Matches
- Compute transformation ?



3. Shift the images to overlap



4. Blend the two together to create a mosaic



5. Repeat for all images



How to do it?

- Basic Procedure

- ✓ 1. Take a sequence of images from the same position
Rotate the camera about its optical center
2. Compute transformation between second image and first
3. Shift the second image to overlap with the first
4. Blend the two together to create a mosaic
5. If there are more images, repeat

Compute Transformations

- ✓ • Extract interest points
- ✓ • Find good matches
- Compute transformation

Let's assume we are given a set of good matching interest points


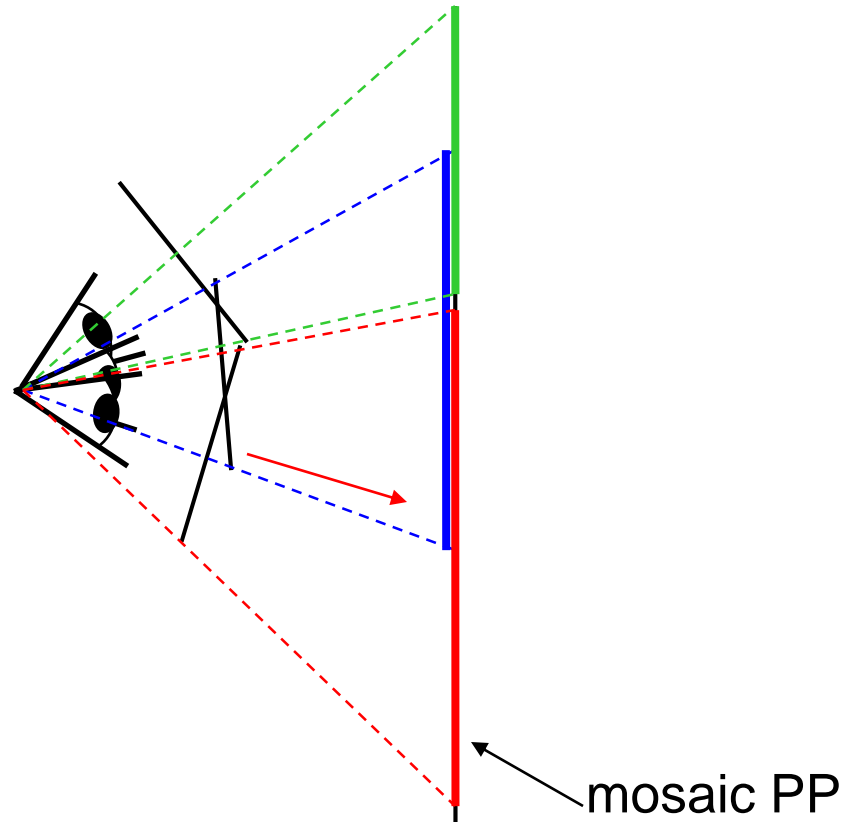


Image reprojection



- The mosaic has a natural interpretation in 3D
 - The images are reprojected onto a common plane
 - The mosaic is formed on this plane

Example

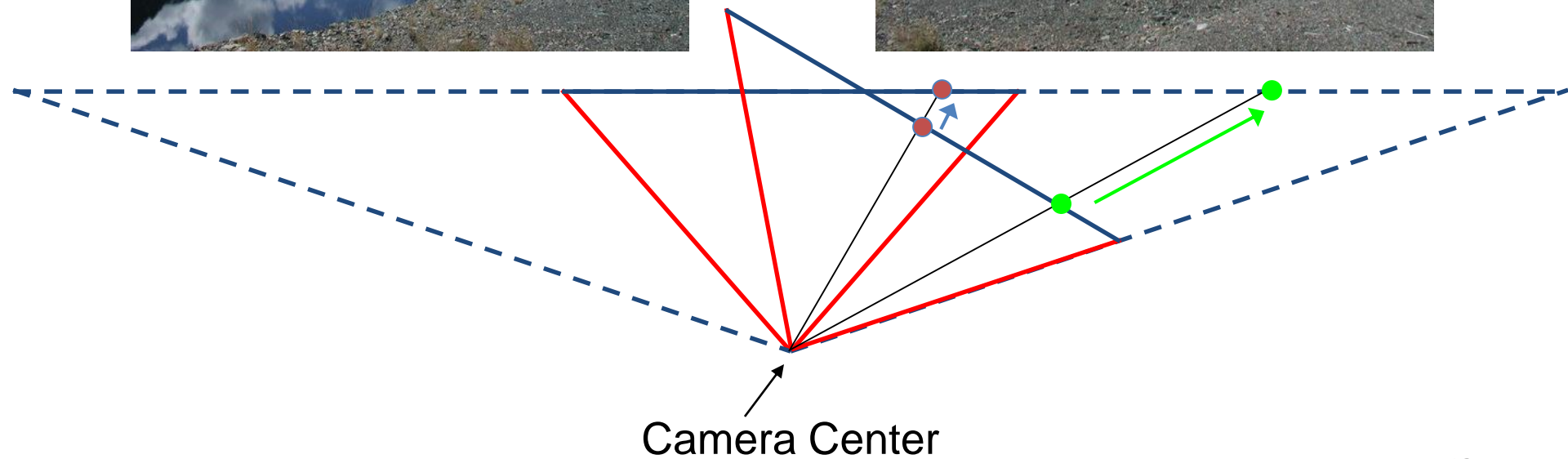


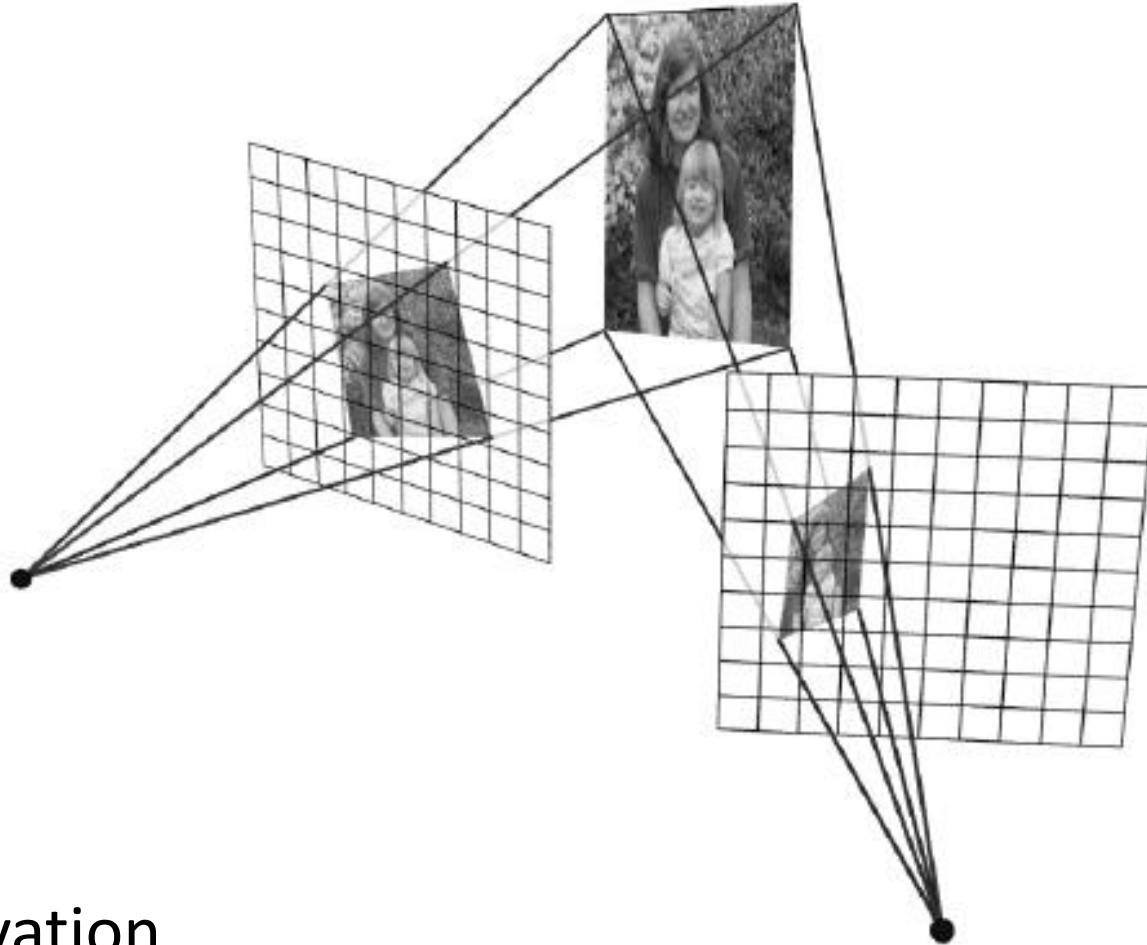


Image reprojection



- Observation
 - Rather than thinking of this as a 3D reprojection, think of it as a 2D image warp from one image to another

Motion models

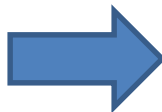
- What happens when we take two images with a camera and try to align them?
- translation?
- rotation?
- scale?
- affine?
- Perspective?



Recall: Projective transformations

- (aka *homographies*)

$$\begin{bmatrix} a & b & c \\ d & e & f \\ g & h & 1 \end{bmatrix} \begin{bmatrix} x \\ y \\ 1 \end{bmatrix} = \begin{bmatrix} u \\ v \\ w \end{bmatrix} \quad \begin{aligned} x' &= u/w \\ y' &= v/w \end{aligned}$$



Parametric (global) warping

- Examples of parametric warps:



translation



rotation



aspect



affine



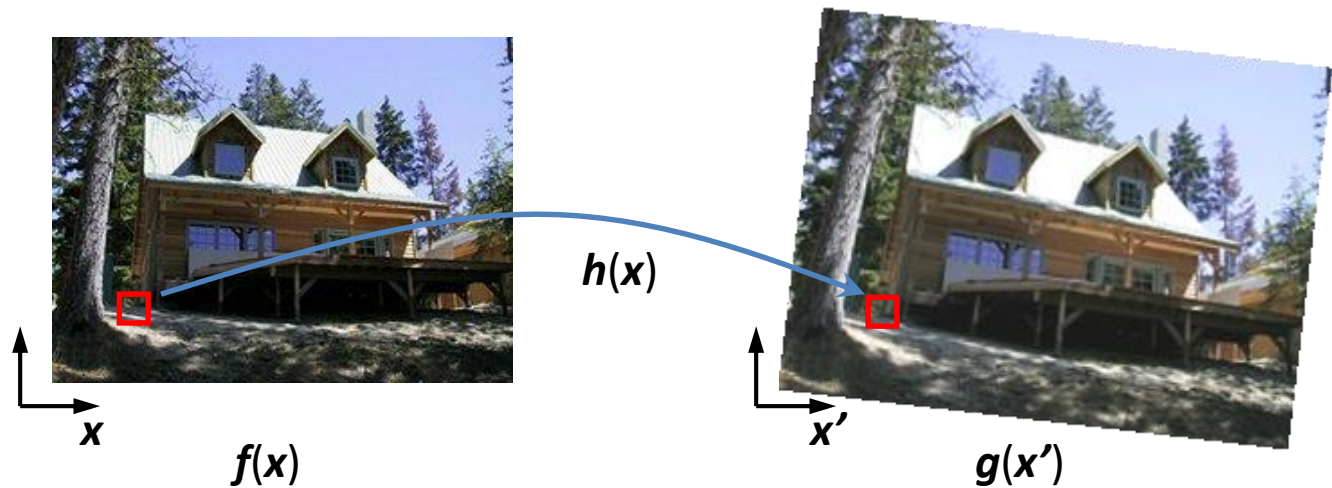
perspective

2D coordinate transformations

- translation: $\mathbf{x}' = \mathbf{x} + \mathbf{t}$ $\mathbf{x} = (x, y)$
- rotation: $\mathbf{x}' = \mathbf{R} \mathbf{x} + \mathbf{t}$
- similarity: $\mathbf{x}' = s \mathbf{R} \mathbf{x} + \mathbf{t}$
- affine: $\mathbf{x}' = \mathbf{A} \mathbf{x} + \mathbf{t}$
- perspective: $\underline{\mathbf{x}}' \cong \mathbf{H} \underline{\mathbf{x}}$ $\underline{\mathbf{x}} = (x, y, 1)$
($\underline{\mathbf{x}}$ is a *homogeneous* coordinate)

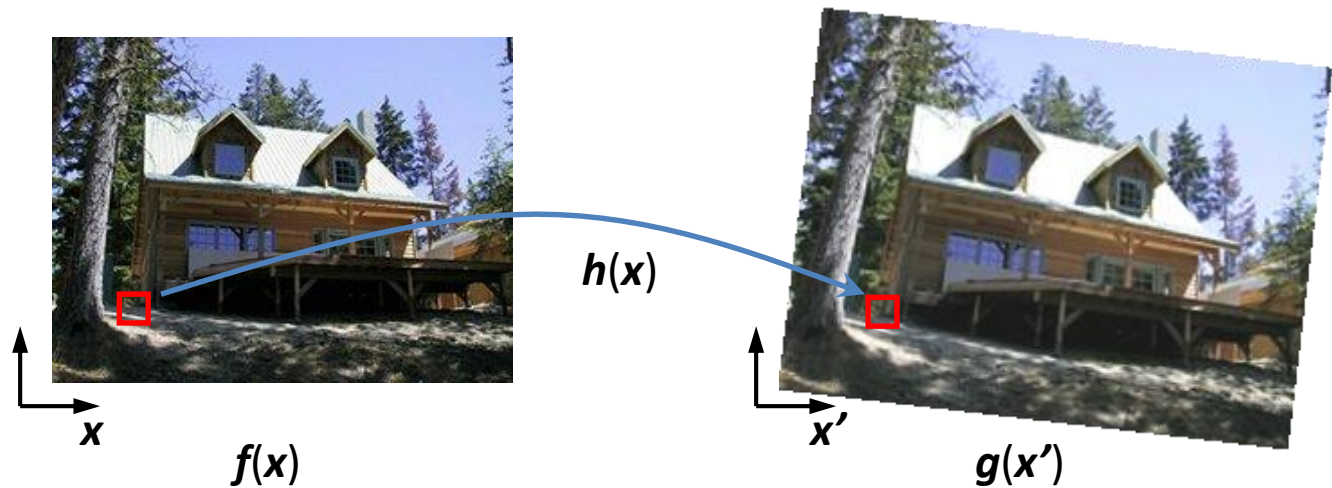
Image Warping

- Given a coordinate transform $\mathbf{x}' = \mathbf{h}(\mathbf{x})$ and a source image $\mathbf{f}(\mathbf{x})$, how do we compute a transformed image $\mathbf{g}(\mathbf{x}') = \mathbf{f}(\mathbf{h}(\mathbf{x}))$?



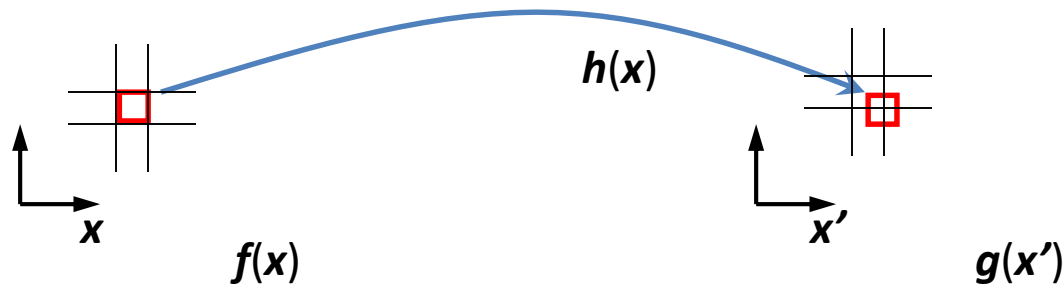
Forward Warping

- Send each pixel $f(x)$ to its corresponding location $x' = h(x)$ in $g(x')$
- What if pixel lands “between” two pixels?



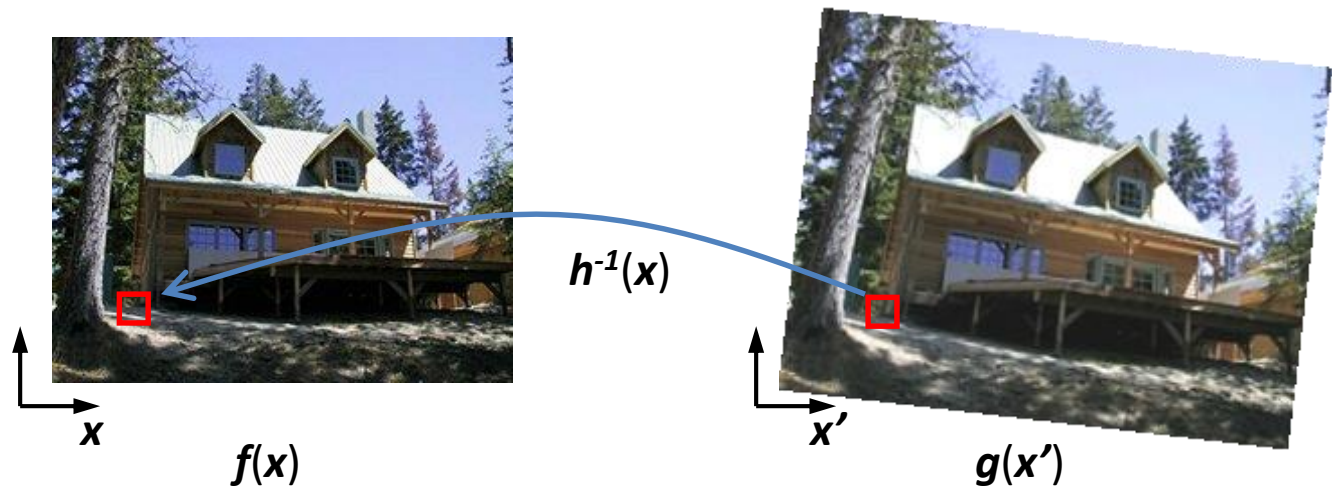
Forward Warping

- Send each pixel $f(x)$ to its corresponding location $x' = h(x)$ in $g(x')$
- What if pixel lands “between” two pixels?
- Answer: add “contribution” to several pixels, normalize later (*splatting*)



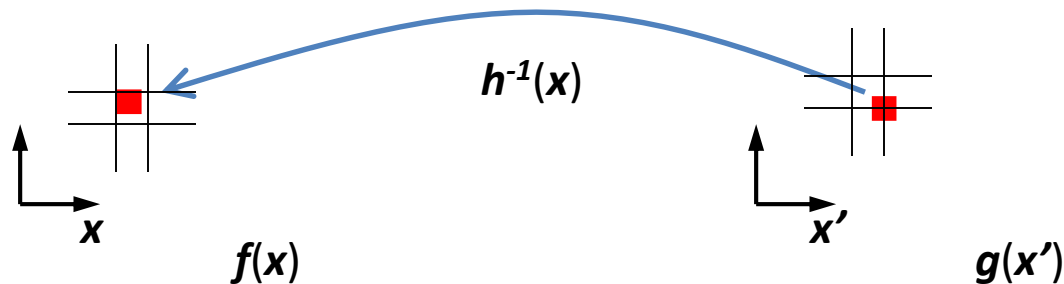
Inverse Warping

- Get each pixel $g(x')$ from its corresponding location $x' = h(x)$ in $f(x)$
- What if pixel comes from “between” two pixels?



Inverse Warping

- Get each pixel $g(x')$ from its corresponding location $x' = h(x)$ in $f(x)$
- What if pixel comes from “between” two pixels?
- Answer: *resample* color value from *interpolated* source image

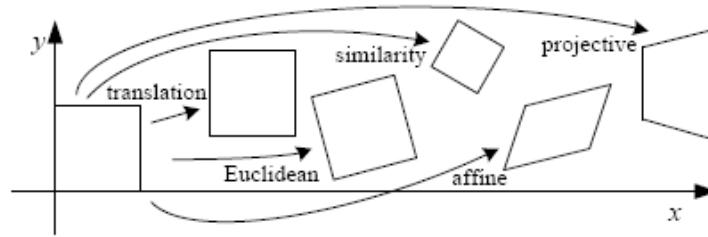


Interpolation

- Possible interpolation filters:
 - nearest neighbor
 - **bilinear**
 - bicubic (interpolating)




Motion models



Translation

Affine


Perspective



2 unknowns



6 unknowns




8 unknowns

Finding the transformation

- Translation = 2 degrees of freedom
 - Similarity = 4 degrees of freedom
 - Affine = 6 degrees of freedom
 - Homography = 8 degrees of freedom
-
- How many corresponding points do we need to solve?

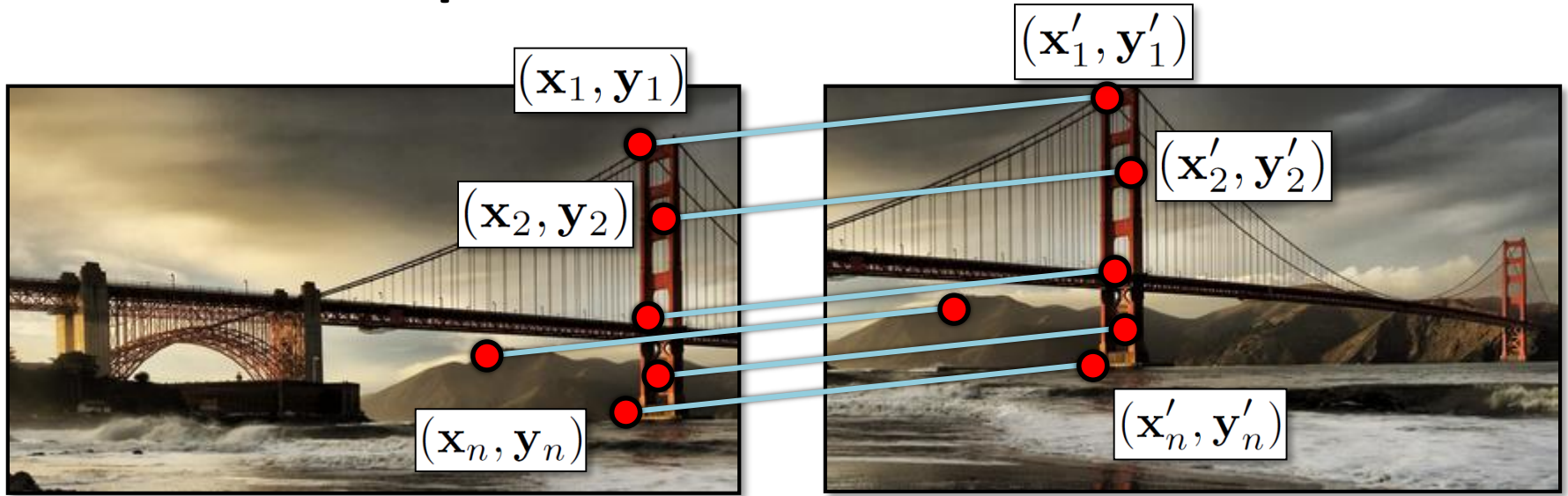
Simple case: translations



(x_t, y_t)

How do we solve for
 (x_t, y_t) ?

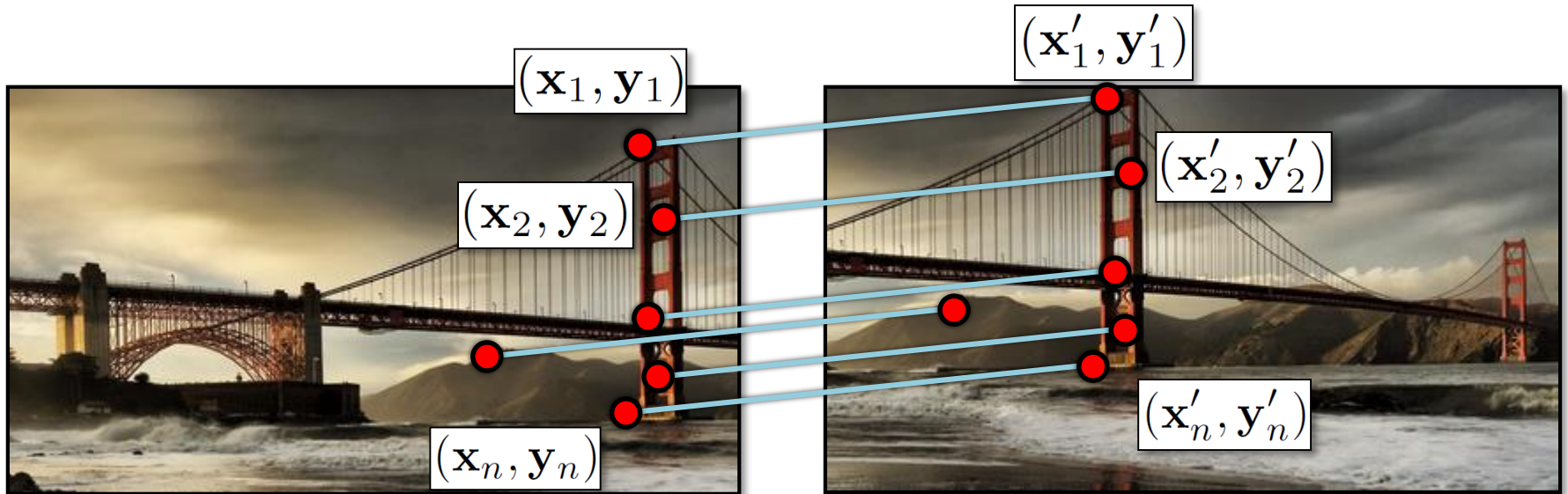
Simple case: translations



Displacement of match $i = (\mathbf{x}'_i - \mathbf{x}_i, \mathbf{y}'_i - \mathbf{y}_i)$

$$(\mathbf{x}_t, \mathbf{y}_t) = \left(\frac{1}{n} \sum_{i=1}^n \mathbf{x}'_i - \mathbf{x}_i, \frac{1}{n} \sum_{i=1}^n \mathbf{y}'_i - \mathbf{y}_i \right)$$

Simple case: translations

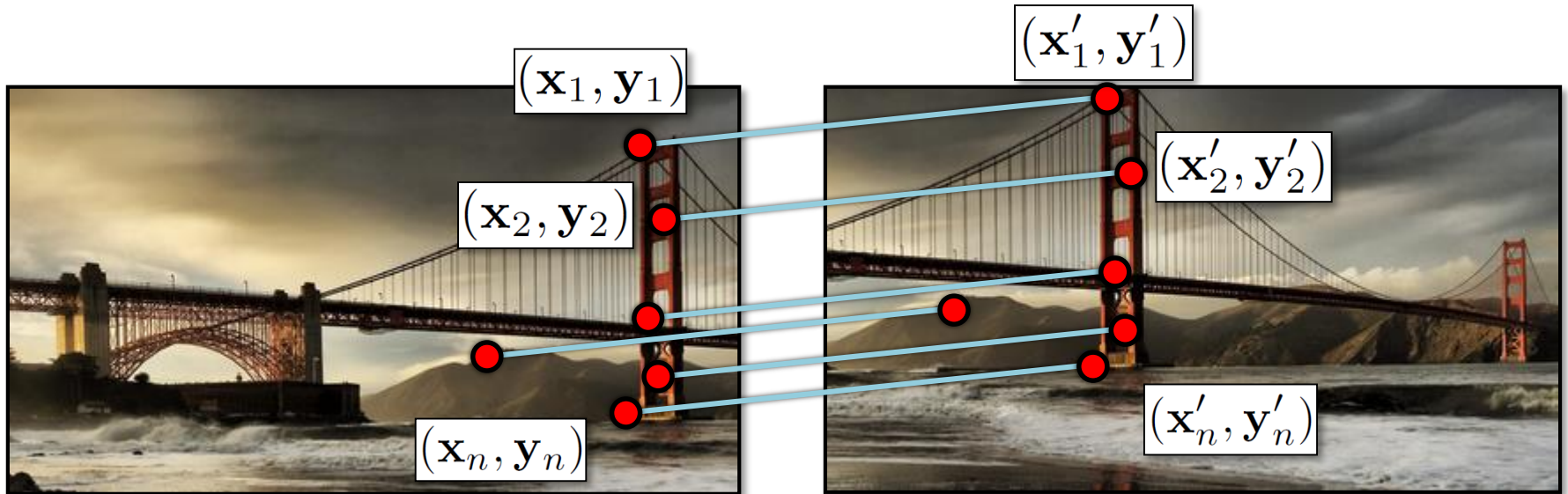


$$\mathbf{x}_i + \mathbf{x}_t = \mathbf{x}'_i$$

$$\mathbf{y}_i + \mathbf{y}_t = \mathbf{y}'_i$$

- System of linear equations
 - What are the knowns? Unknowns?
 - How many unknowns? How many equations (per match)?

Simple case: translations



$$\mathbf{x}_i + \mathbf{x}_t = \mathbf{x}'_i$$

$$\mathbf{y}_i + \mathbf{y}_t = \mathbf{y}'_i$$

- Problem: more equations than unknowns
 - “Overdetermined” system of equations
 - We will find the *least squares* solution

Least squares formulation

- For each point $(\mathbf{x}_i, \mathbf{y}_i)$

$$\mathbf{x}_i + \mathbf{x}_t = \mathbf{x}'_i$$

$$\mathbf{y}_i + \mathbf{y}_t = \mathbf{y}'_i$$

- we define the *residuals* as

$$r_{\mathbf{x}_i}(\mathbf{x}_t) = (\mathbf{x}_i + \mathbf{x}_t) - \mathbf{x}'_i$$

$$r_{\mathbf{y}_i}(\mathbf{y}_t) = (\mathbf{y}_i + \mathbf{y}_t) - \mathbf{y}'_i$$

Least squares formulation

- Goal: minimize sum of squared residuals

$$C(\mathbf{x}_t, \mathbf{y}_t) = \sum_{i=1}^n \left(r_{\mathbf{x}_i}(\mathbf{x}_t)^2 + r_{\mathbf{y}_i}(\mathbf{y}_t)^2 \right)$$

- “Least squares” solution
- For translations, is equal to mean displacement

Solving for translations

- Using least squares

$$\begin{bmatrix} 1 & 0 \\ 0 & 1 \\ 1 & 0 \\ 0 & 1 \\ \vdots & \vdots \\ 1 & 0 \\ 0 & 1 \end{bmatrix} \begin{bmatrix} x_t \\ y_t \end{bmatrix} = \begin{bmatrix} x'_1 - x_1 \\ y'_1 - y_1 \\ x'_2 - x_2 \\ y'_2 - y_2 \\ \vdots \\ x'_n - x_n \\ y'_n - y_n \end{bmatrix}$$

$$\mathbf{A} \quad \mathbf{t} = \mathbf{b}$$

$2n \times 2$ 2×1 $2n \times 1$

Least squares

$$\mathbf{A}\mathbf{t} = \mathbf{b}$$

- Find \mathbf{t} that minimizes

$$\|\mathbf{A}\mathbf{t} - \mathbf{b}\|^2$$

- To solve, form the *normal equations*

$$\mathbf{A}^T \mathbf{A} \mathbf{t} = \mathbf{A}^T \mathbf{b}$$

$$\mathbf{t} = (\mathbf{A}^T \mathbf{A})^{-1} \mathbf{A}^T \mathbf{b}$$

Affine transformations

$$\begin{bmatrix} x' \\ y' \\ 1 \end{bmatrix} = \begin{bmatrix} a & b & c \\ d & e & f \\ 0 & 0 & 1 \end{bmatrix} \begin{bmatrix} x \\ y \\ 1 \end{bmatrix}$$

- How many unknowns?
- How many equations per match?
- $x' = ax + by + c$; $y' = dx + ey + f$
- How many matches do we need?

Affine transformations

- Residuals:

$$r_{x_i}(a, b, c, d, e, f) = (ax_i + by_i + c) - x'_i$$

$$r_{y_i}(a, b, c, d, e, f) = (dx_i + ey_i + f) - y'_i$$

- Cost function:

$$C(a, b, c, d, e, f) = \sum_{i=1}^n (r_{x_i}(a, b, c, d, e, f)^2 + r_{y_i}(a, b, c, d, e, f)^2)$$

Affine transformations

- Matrix form

$$\begin{bmatrix} x_1 & y_1 & 1 & 0 & 0 & 0 \\ 0 & 0 & 0 & x_1 & y_1 & 1 \\ x_2 & y_2 & 1 & 0 & 0 & 0 \\ 0 & 0 & 0 & x_2 & y_2 & 1 \\ & & \vdots & & & \\ x_n & y_n & 1 & 0 & 0 & 0 \\ 0 & 0 & 0 & x_n & y_n & 1 \end{bmatrix} \begin{bmatrix} a \\ b \\ c \\ d \\ e \\ f \end{bmatrix} = \begin{bmatrix} x'_1 \\ y'_1 \\ x'_2 \\ y'_2 \\ \vdots \\ x'_n \\ y'_n \end{bmatrix}$$

A
 $2n \times 6$

t = **b**
 6×1 $2n \times 1$

Solving for homographies

$$\begin{bmatrix} x'_i \\ y'_i \\ 1 \end{bmatrix} \cong \begin{bmatrix} h_{00} & h_{01} & h_{02} \\ h_{10} & h_{11} & h_{12} \\ h_{20} & h_{21} & h_{22} \end{bmatrix} \begin{bmatrix} x_i \\ y_i \\ 1 \end{bmatrix}$$

Why is this now a variable and not just 1?

- A homography is a projective object, in that it has no scale. It is represented by the above matrix, up to scale.
- One way of fixing the scale is to set one of the coordinates to 1, though that choice is arbitrary.
- But that's what most people do and your assignment code does.

Solving for homographies

$$\begin{bmatrix} x'_i \\ y'_i \\ 1 \end{bmatrix} \cong \begin{bmatrix} h_{00} & h_{01} & h_{02} \\ h_{10} & h_{11} & h_{12} \\ h_{20} & h_{21} & h_{22} \end{bmatrix} \begin{bmatrix} x_i \\ y_i \\ 1 \end{bmatrix}$$

$$x'_i = \frac{h_{00}x_i + h_{01}y_i + h_{02}}{h_{20}x_i + h_{21}y_i + h_{22}}$$

$$y'_i = \frac{h_{10}x_i + h_{11}y_i + h_{12}}{h_{20}x_i + h_{21}y_i + h_{22}}$$

Why the division?

$$x'_i(h_{20}x_i + h_{21}y_i + h_{22}) = h_{00}x_i + h_{01}y_i + h_{02}$$

$$y'_i(h_{20}x_i + h_{21}y_i + h_{22}) = h_{10}x_i + h_{11}y_i + h_{12}$$

Solving for homographies

$$x'_i(h_{20}x_i + h_{21}y_i + h_{22}) = h_{00}x_i + h_{01}y_i + h_{02}$$

$$y'_i(h_{20}x_i + h_{21}y_i + h_{22}) = h_{10}x_i + h_{11}y_i + h_{12}$$

$$\begin{bmatrix} x_i & y_i & 1 & 0 & 0 & 0 & -x'_i x_i & -x'_i y_i & -x'_i \\ 0 & 0 & 0 & x_i & y_i & 1 & -y'_i x_i & -y'_i y_i & -y'_i \end{bmatrix} \begin{bmatrix} h_{00} \\ h_{01} \\ h_{02} \\ h_{10} \\ h_{11} \\ h_{12} \\ h_{20} \\ h_{21} \\ h_{22} \end{bmatrix} = \begin{bmatrix} 0 \\ 0 \end{bmatrix}$$

This is just for one pair of points.

Direct Linear Transforms (n points)

$$\begin{bmatrix}
 x_1 & y_1 & 1 & 0 & 0 & 0 & -x'_1 x_1 & -x'_1 y_1 & -x'_1 \\
 0 & 0 & 0 & x_1 & y_1 & 1 & -y'_1 x_1 & -y'_1 y_1 & -y'_1 \\
 & & & & & \vdots & & & \\
 x_n & y_n & 1 & 0 & 0 & 0 & -x'_n x_n & -x'_n y_n & -x'_n \\
 0 & 0 & 0 & x_n & y_n & 1 & -y'_n x_n & -y'_n y_n & -y'_n
 \end{bmatrix}
 \begin{bmatrix}
 h_{00} \\
 h_{01} \\
 h_{02} \\
 h_{10} \\
 h_{11} \\
 h_{12} \\
 h_{20} \\
 h_{21} \\
 h_{22}
 \end{bmatrix}
 =
 \begin{bmatrix}
 0 \\
 0 \\
 \vdots \\
 0 \\
 0
 \end{bmatrix}$$

\mathbf{A}
 $2n \times 9$

\mathbf{h}
 9

$\mathbf{0}$
 $2n$

Defines a least squares problem:

$$\text{minimize } \|\mathbf{A}\mathbf{h} - \mathbf{0}\|^2$$

- Since \mathbf{h} is only defined up to scale, solve for unit vector $\hat{\mathbf{h}}$
- **Solution: $\hat{\mathbf{h}}$ = eigenvector of $\mathbf{A}^T \mathbf{A}$ with smallest eigenvalue**
- Works with 4 or more points

Direct Linear Transforms

- Why could we not solve for the homography in exactly the same way we did for the affine transform, ie.


$$\mathbf{t} = (\mathbf{A}^T \mathbf{A})^{-1} \mathbf{A}^T \mathbf{b}$$

Answer from Sameer


- For an **affine transform**, we have equations of the form $Ax_i + b = y_i$, solvable by linear regression.
- For the **homography**, the equation is of the form $H\tilde{x}_i \sim \tilde{y}_i$ (homogeneous coordinates)

and the \sim means it holds only up to scale. The affine solution does not hold.


Matching features



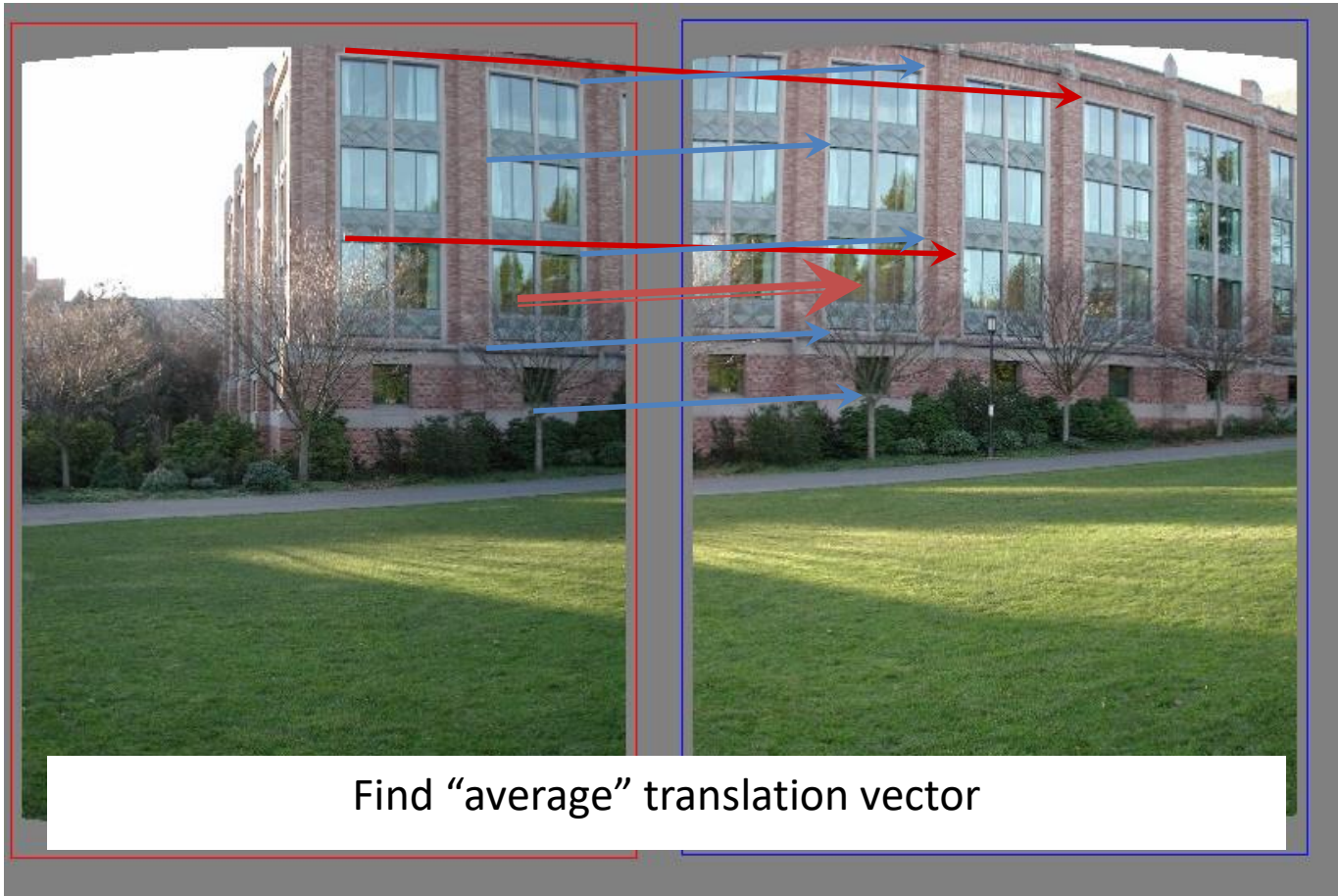
Random Sample Consensus



Random Sample Consensus



Least squares fit (from inliers)



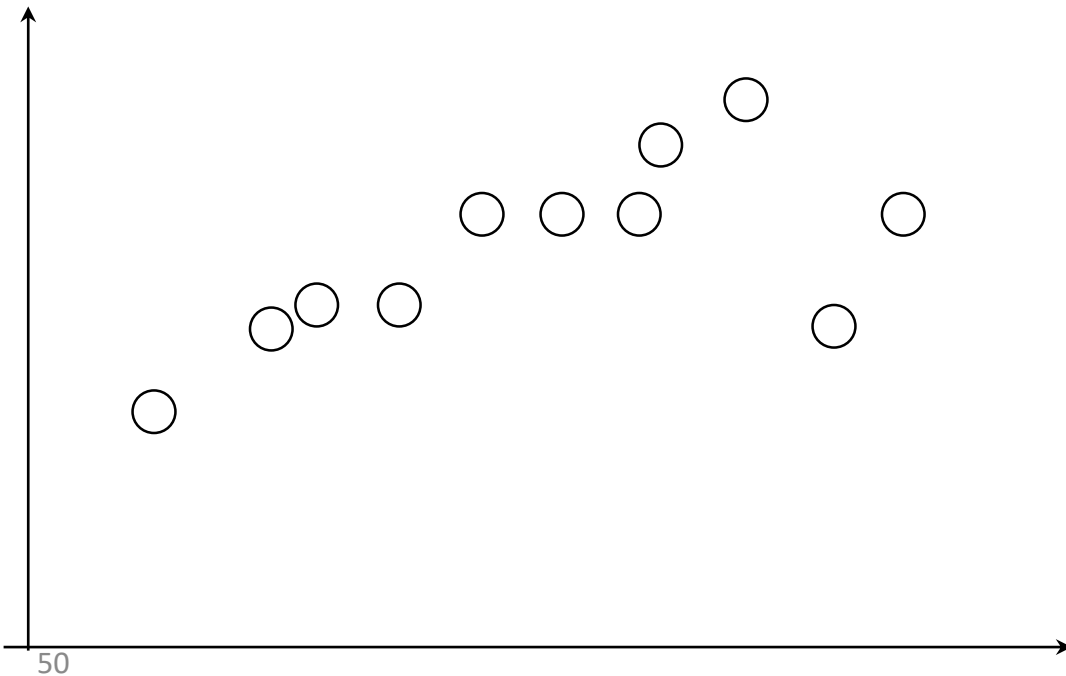


RANSAC for estimating homography

- RANSAC loop:
 1. Select four feature pairs (at random)
 2. Compute homography \mathbf{H} (exact)
 3. Compute inliers where $\|p_i', \mathbf{H} p_i\| < \varepsilon$
- Keep largest set of inliers
- Re-compute least-squares \mathbf{H} estimate using all of the inliers

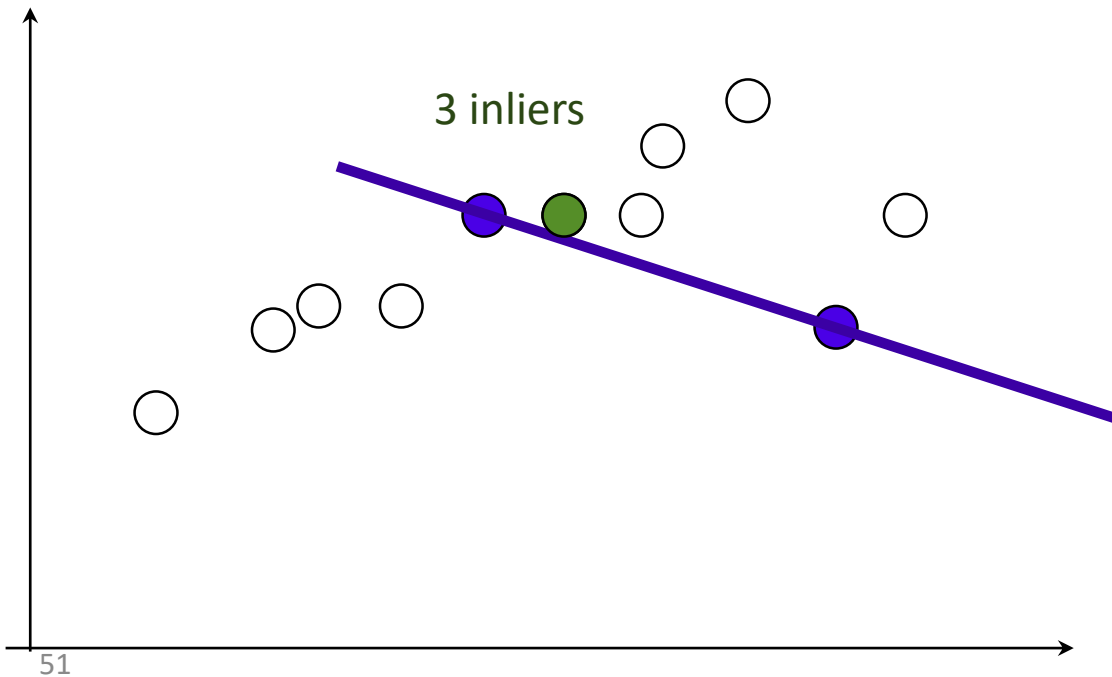
Simple example: fit a line

- Rather than homography H (8 numbers) fit $y=ax+b$ (2 numbers a, b) to 2D pairs



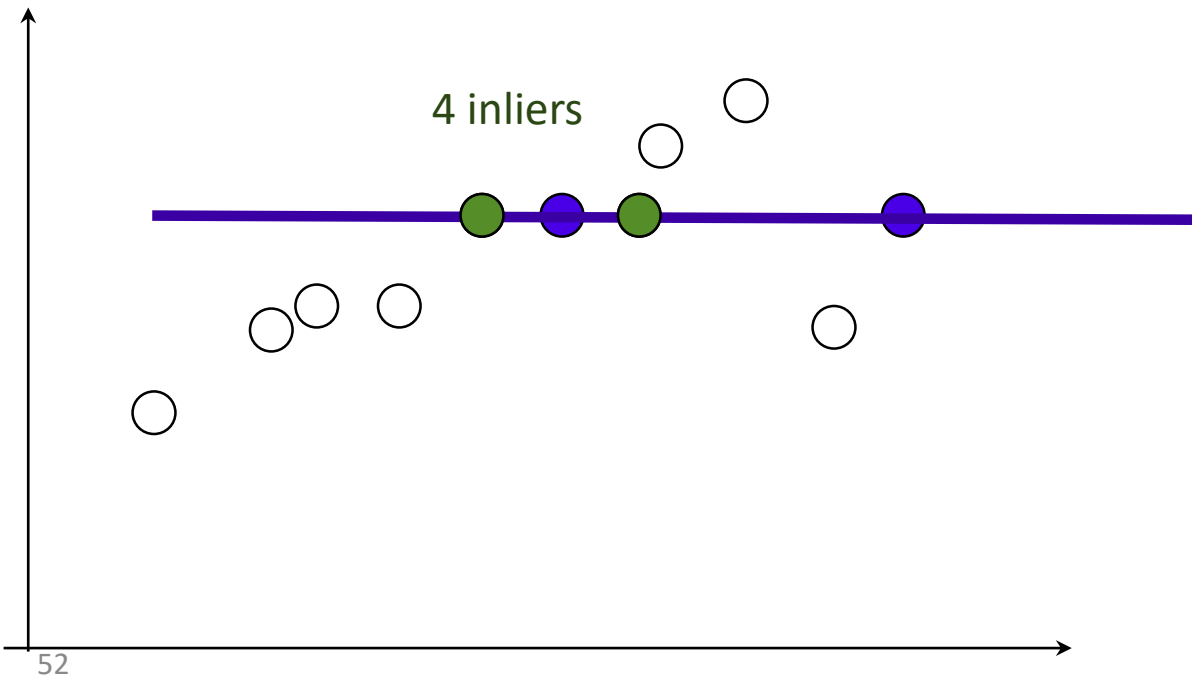
Simple example: fit a line

- Pick 2 points
- Fit line
- Count inliers



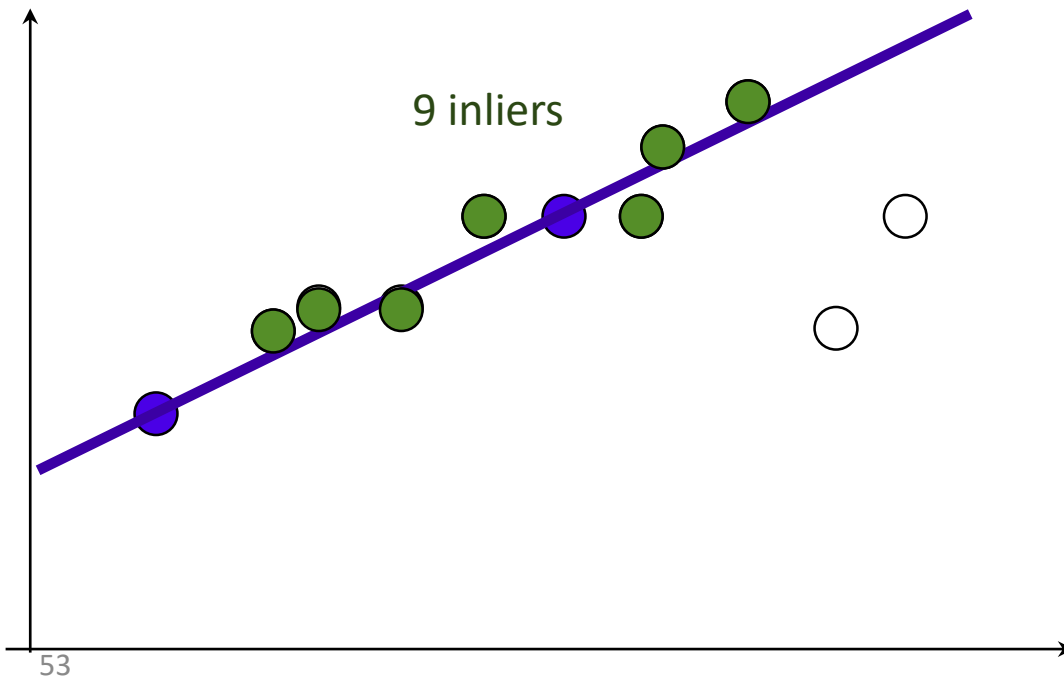
Simple example: fit a line

- Pick 2 points
- Fit line
- Count inliers



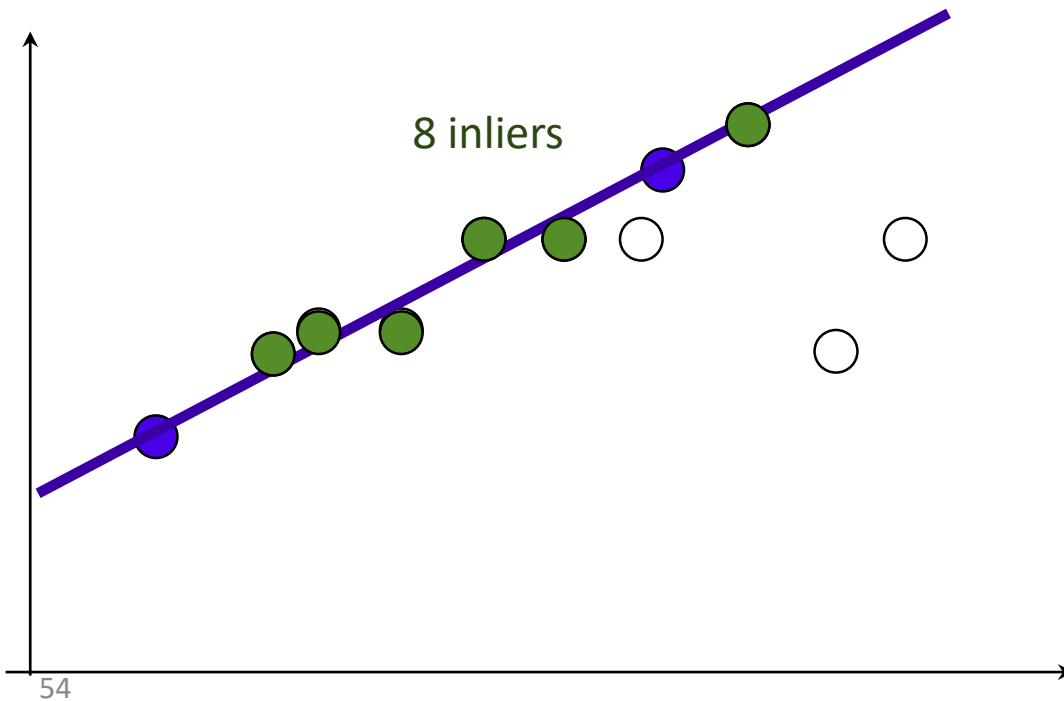
Simple example: fit a line

- Pick 2 points
- Fit line
- Count inliers



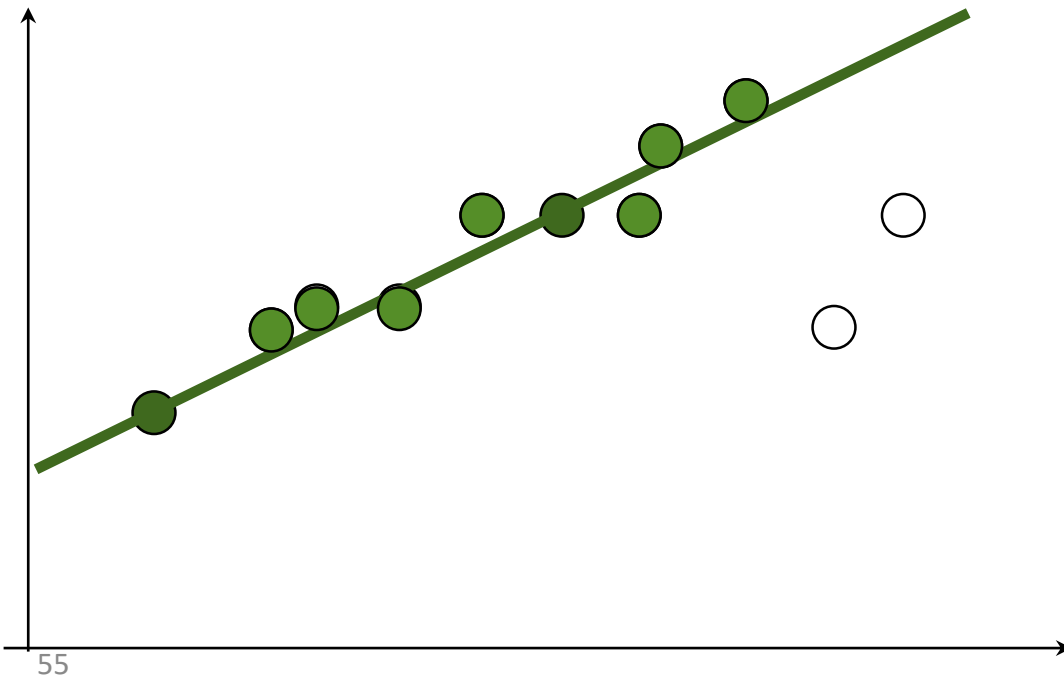
Simple example: fit a line

- Pick 2 points
- Fit line
- Count inliers



Simple example: fit a line

- Use biggest set of inliers
- Do least-square fit



Where are we?

- Basic Procedure

1. Take a sequence of images from the same position

(Rotate the camera about its optical center)

2. Compute transformation between second image and first

3. Shift the second image to overlap with the first

4. **Blend** the two together to create a mosaic

5. If there are more images, repeat