

CSE P 501 – Compilers

Overview and Administrivia

Hal Perkins

Spring 2018

Agenda

- Introductions
- What's a compiler?
- Administrivia

Who: Course staff

- Instructor:
 - Hal Perkins: UW faculty for quite a while now; have taught various compiler courses (among other things) many times
- TA:
 - Phillip Dang, CSE grad student
- Office hours: Phillip, Tue. before class, 5:30-6:20, CSE220;
Hal, after class, CSE305 or CSE548 office.
 - In the past have sometimes had a “virtual office hour” later in the week or on the weekend. What would be helpful?
- Get to know us – we’re here to help you succeed!

Credits

- Some direct ancestors of this course:
 - UW CSE 401 (Chambers, Snyder, Notkin, Ringenburt, Henry, ...)
 - UW CSE PMP 582/501 (Perkins, Hogg)
 - Rice CS 412 (Cooper, Kennedy, Torczon)
 - Cornell CS 412-3 (Teitelbaum, Perkins)
 - Other compiler courses, papers, ...
 - Many books (Appel; Cooper/Torczon; Aho, [[Lam,] Sethi,] Ullman [Dragon Book], Fischer, [Cytron,] LeBlanc; Muchnick, ...)
- [Won't attempt to attribute everything – and some of the details are lost in the haze of time.]

And the point is...

- How do we execute something like this?

```
int nPos = 0;
int k = 0;
while (k < length) {
    if (a[k] > 0) {
        nPos++;
    }
}
```

- The computer only knows 1's & 0's - i.e., encodings of instructions and data

Interpreters & Compilers

- Programs can be compiled or interpreted (or sometimes both)
- Compiler
 - A program that translates a program from one language (the *source*) to another (the *target*)
 - Languages are sometimes even the same(!)
- Interpreter
 - A program that reads a source program and produces the results of executing that program on some input

Common Issues

- Compilers and interpreters both must read the input – a stream of characters – and “understand” it: front-end *analysis* phase

```
while (k < length) {  
    <tab> if (a[k] > 0  
    ) <tab> <tab> { n P o s + + ; }  
}
```

Compiler

- Read and analyze entire program
- Translate to semantically equivalent program in another language
 - Presumably easier or more efficient to execute
- Offline process
- Tradeoff: compile-time overhead (preprocessing) vs execution performance

Typically implemented with Compilers

- FORTRAN, C, C++, COBOL, many other programming languages, (La)TeX, SQL (databases), VHDL, many others
- Particularly appropriate if significant optimization wanted/needed

Interpreter

- Interpreter
 - Typically implemented as an “execution engine”
 - Program analysis interleaved with execution:

```
    running = true;
    while (running) {
        analyze next statement;
        execute that statement;
    }
```
 - Usually requires repeated analysis of individual statements (particularly in loops, functions)
 - But hybrid approaches can avoid some of this overhead
 - But: immediate execution, good debugging/interaction, etc.

Often implemented with interpreters

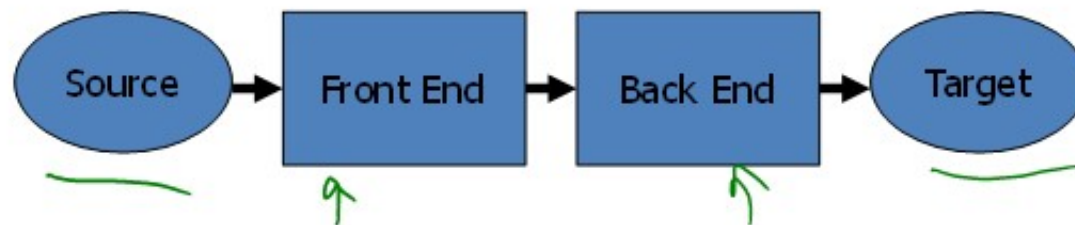
- Javascript, PERL, Python, Ruby, awk, sed, shells (bash), Scheme/Lisp/ML/OCaml, postscript/pdf, machine simulators
- Particularly efficient if interpreter overhead is low relative to execution cost of individual statements
 - But even if not (machine simulators), flexibility, immediacy, or portability may be worth it

Hybrid approaches

- Compiler generates byte code intermediate language, e.g. compile Java source to Java Virtual Machine .class files, then:
 - Interpret byte codes directly, or
 - Compile some or all byte codes to native code
 - Variation: Just-In-Time compiler (JIT) – detect hot spots & compile on the fly to native code
- Widely use for Javascript, many functional and other languages (Haskell, ML, Ruby), Java, C# and Microsoft CLR, others

Structure of a Compiler

- At a high level, a compiler has two pieces:
 - Front end: analysis
 - Read source program and discover its structure and meaning
 - Back end: synthesis
 - Generate equivalent target language program

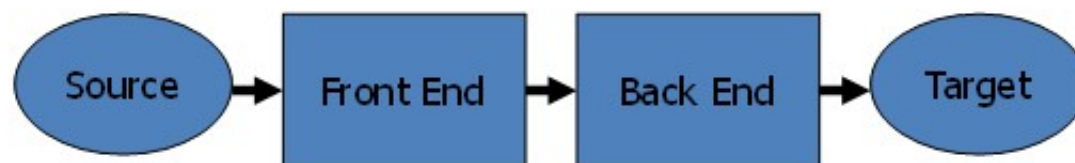


UW CSE P 501 Spring 2018

A-13

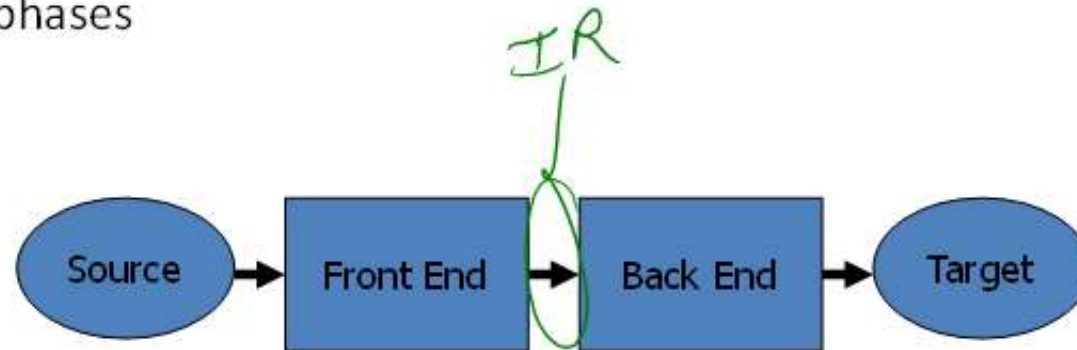
Compiler must...

- Recognize legal programs (& complain about illegal ones)
- Generate correct code
 - Compiler can attempt to improve (“optimize”) code, but must not change behavior
- Manage runtime storage of all variables/data
- Agree with OS & linker on target format

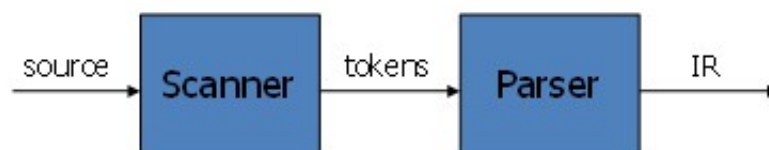


Implications

- Phases communicate using some sort of Intermediate Representation(s) (IR)
 - Front end maps source into IR
 - Back end maps IR to target machine code
 - Often multiple IRs – higher level at first, lower level in later phases



Front End



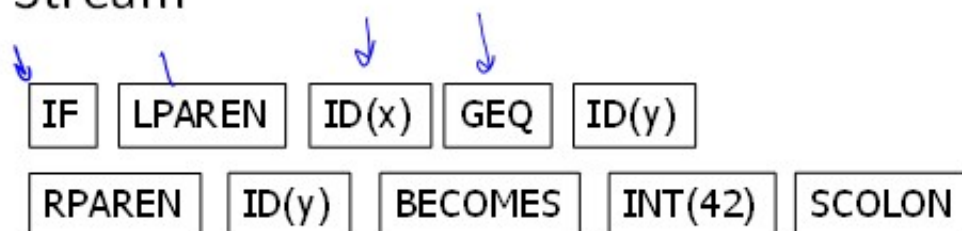
- Usually split into two parts
 - Scanner: Responsible for converting character stream to token stream: keywords, operators, variables, constants, ...
 - Also: strips out white space, comments
 - Parser: Reads token stream; generates IR
- Scanner & parser can be generated automatically
 - Use a formal grammar to specify the source language
 - Tools read the grammar and generate scanner & parser (lex/yacc or flex/bison for C/C++, JFlex/CUP for Java)

Scanner Example

- Input text

```
( // this statement does very little  
( if x >= y ) y = 42;
```

- Token Stream



- Notes: tokens are atomic items, not character strings;
comments & whitespace are *not* tokens (in most languages –
counterexamples: Python indenting, Ruby newlines)
 - Tokens may carry associated data (e.g., int value, variable name)

Parser Output (IR)

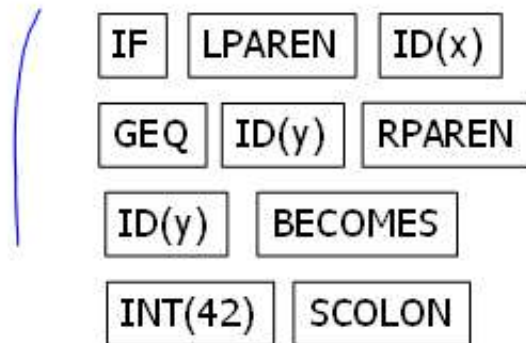
- Given token stream from scanner, the parser must produce output that captures the meaning of the program
- Most common output from a parser is an abstract syntax tree
 - Essential meaning of program without syntactic noise
 - Nodes are operations, children are operands
- Many different forms
 - Engineering tradeoffs have changed over time
 - Tradeoffs (and IRs) can also vary between different phases of a single compiler

Parser Example

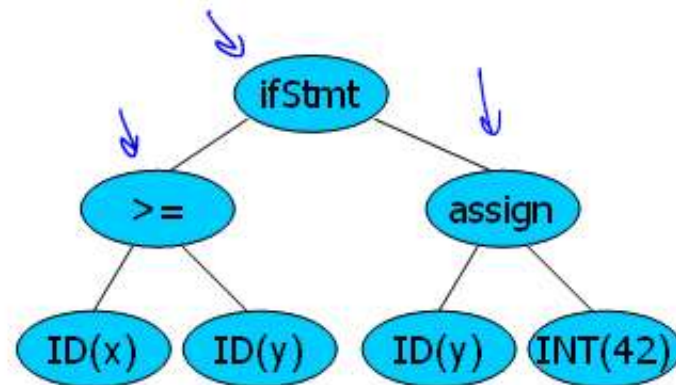
Original source program:

```
// this statement does very little  
if (x >= y) y ← 42;
```

- Token Stream



- Abstract Syntax Tree



Static Semantic Analysis

- During or after parsing, check that the program is legal and collect info for the back end
- Context-dependent checks that cannot be captured in a context-free grammar
 - Type checking (e.g., `int x = 42 + true`, number and types of arguments in method call)
 - Check language requirements like proper declarations, etc.
 - Preliminary resource allocation
 - Collect other information needed for back end analysis and code generation
- Key data structure: Symbol Table(s)
 - Maps names -> meanings/types/details

Back End

- Responsibilities
 - Translate IR into target machine code
 - Should produce “good” code
 - “good” = fast, compact, low power (pick some)
 - Optimization phase translates correct code into semantically equivalent “better” code
 - Should use machine resources effectively
 - Registers
 - Instructions
 - Memory hierarchy

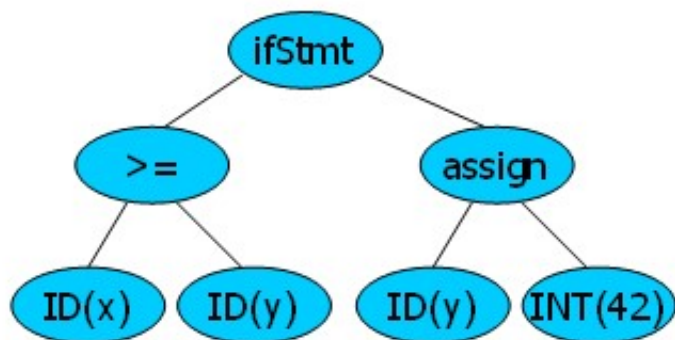
Back End Structure

- Typically split into two major parts
 - “Optimization” – code improvements
 - Examples: common subexpression elimination, constant folding, code motion (move invariant computations outside of loops)
 - Optimization phases often interleaved with analysis
 - Target Code Generation (machine specific)
 - Instruction selection & scheduling, register allocation
 - Machine-specific optimizations (peephole opt., ...)
 - Optimization usually done on lower-level linear code produced by walking AST

The Result

- Input

```
if (x >= y)
    y = 42;
```



- Output

```
movl 16(%rbp),%edx
movl -8(%rbp),%eax
cmpl %eax,%edx
jl    L17
movl $42,-8(%rbp)
```

L17:

Why Study Compilers? (1)

- Become a better programmer(!)
 - Insight into interaction between languages, compilers, and hardware
 - Understanding of implementation techniques, how code maps to hardware
 - Better intuition about what your code does
 - Understanding how compilers optimize code helps you write code that is easier to optimize
 - Avoid wasting time on source “optimizations” that the compiler could do as well or better – particularly if you don’t confuse it with code that is too clever

Why Study Compilers? (2)

- Compiler techniques are everywhere
 - Parsing (“little” languages, interpreters, XML)
 - Software tools (verifiers, checkers, ...)
 - Database engines, query languages
 - AI, etc.: domain-specific languages
 - Text processing
 - Tex/LaTeX -> dvi -> Postscript -> pdf
 - Hardware: VHDL; model-checking tools
 - Mathematics (Mathematica, Matlab, SAGE)

Why Study Compilers? (3)

- Fascinating blend of theory and engineering
 - Lots of beautiful theory around compilers
 - Parsing, scanning, static analysis
 - Interesting engineering challenges and tradeoffs, particularly in optimization (code improvement)
 - Ordering of optimization phases
 - What works for some programs can be bad for others
 - Plus some very difficult problems (NP-hard or worse)
 - E.g., register allocation is equivalent to graph coloring
 - Need to come up with good-enough approximations/heuristics for intractable “optimizations”

Why Study Compilers? (4)

- Draws ideas from many parts of CSE
 - AI: Greedy algorithms, heuristic search
 - Algorithms: graph, dynamic programming, approximation
 - Theory: Grammars, DFAs and PDAs, pattern matching, fixed-point algorithms
 - Systems: Allocation & naming, synchronization, locality
 - Architecture: pipelines, instruction set use, memory hierarchy management, locality

Why Study Compilers? (5)

- You might even write a compiler some day!
- You *will* write parsers and interpreters for little languages, if not bigger things
 - Command languages, configuration files, XML, network protocols, ...
- And if you like working with compilers and are good at it there are many jobs available...

Some History (1)

- 1950's. Existence proof
 - FORTRAN I (1954) – competitive with hand-optimized code
- 1960's
 - New languages: ALGOL, LISP, COBOL, SIMULA
 - Formal notations for syntax, esp. BNF
 - Fundamental implementation techniques
 - Stack frames, recursive procedures, etc.

Some History (2)

- 1970's
 - Syntax: formal methods for producing compiler front-ends; many theorems
- Late 1970's, 1980's
 - New languages (functional; object-oriented - Smalltalk)
 - New architectures (RISC machines, parallel machines, memory hierarchy issues)
 - More attention to back-end issues

Some History (3)

- 1990s
 - Techniques for compiling objects and classes, efficiency in the presence of dynamic dispatch and small methods (Self – precursor of Javascript, Smalltalk; techniques now common in JVMs, etc.)
 - Just-in-time compilers (JITs)
 - Compiler technology critical to effective use of new hardware (RISC, parallel machines, complex memory hierarchies)

Some History (4)

- Recent years:
 - Compilation techniques in many new places
 - Software analysis, verification, security
 - Phased compilation – blurring the lines between “compile time” and “runtime”
 - Dynamic languages – e.g., JavaScript, ...
 - Domain-specific languages (DSL)
 - Optimization techniques for power, approximate computing, ...
 - Memory models, concurrency, multicore, ...
 - Full stack proofs/verification; secure OS/compiler
 - Etc. etc.

Compiler (and related) Turing Awards

- 1966 Alan Perlis
- 1972 Edsger Dijkstra
- 1974 Donald Knuth
- 1976 Michael Rabin and Dana Scott
- 1977 John Backus
- 1978 Bob Floyd
- 1979 Ken Iverson
- 1980 Tony Hoare
- 1984 Niklaus Wirth
- 1987 John Cocke
- 1991 Robin Milner
- 2001 Ole-Johan Dahl and Kristen Nygaard
- 2003 Alan Kay
- 2005 Peter Naur
- 2006 Fran Allen
- 2008 Barbara Liskov
- 2013 Leslie Lamport
- 2018 John Hennessy & David Patterson

What's in CSE P 501?

- In past years most P501 students either have never taken a compiler course or what was covered was a mixed bag, so...
- We will cover the basics, but fairly quickly...
- Then coverage of more advanced topics
- If you have some background, some of this will be review, but most everyone will pick up new things

Expected background

- Assume undergraduate courses or equiv. in:
 - Data structures and algorithms
 - Linked lists, trees, hash tables, dictionaries, graphs
 - Machine organization
 - Assembly-level programming of some architecture (not necessarily x86-64)
 - Formal languages & automata
 - Regular expressions, NFAs/DFAs, context-free grammars, maybe a little parsing
- We will review basics and gaps can be filled in but might take some extra time/work

CSE P 501 Course Project

- Best way to learn about compilers is to build one
- Course project
 - MiniJava compiler: classes, objects, etc.
 - Core parts of Java – essentials only
 - Originally from Appel textbook (but you won't need that)
 - Generate executable x86-64 code & run it
 - Every legal MiniJava program is also legal regular Java
 - compare results from your project with javac/java

Project Scope

- Goal: large enough to be interesting and capture key concepts; small enough to do in 10 weeks
- Completed in steps through the quarter
 - Where you wind up at the end is the most important
 - Intermediate milestone deadlines to keep you on schedule and provide feedback at important points
 - Evaluation is weighted towards final results but milestone results count
- Core requirements, then open-ended if you have time for extensions

Project Implementation

- Default is Java 8 with JFlex, CUP scanner/parser tools
 - Choice of editors/environments up to you
- Somewhat open to alternatives – check with course staff – but you assume some risk of the unknown
 - Have had successful past projects using C#, F#, Haskell, ML, others (even Python & Ruby!)
 - You need to be sure there are Lex/Yacc, Flex/Bison work-alike compiler tools available
 - Your compiler has to “work” the same as the regular ones (startup, command options, etc.)
 - Course staff will help as best we can but no guarantees

Project Groups & Repositories

- You should work in groups of 2
 - Pick a partner now to work with throughout quarter
 - Suggestion: use discussion board to locate partners?
 - Have had some people do the project solo, but it is easy to underestimate effort needed & it is real helpful to have someone to talk to about details
- All groups *must* use course repositories on CSE GitLab server to store their projects. We'll access files from there for evaluation (& to help with project)
- By early next week, fill out partner info form on course web so we can set up groups and repositories

Requirements & Grading

- Roughly
 - 50% project
 - 20% individual written homework
 - 25% exam (Thursday, May 24 – extra class session)
 - 5% other/discretionary

We reserve the right to adjust as needed

Lectures


- Tuesdays, 6:30-9:20
- Lecture slides posted on course calendar by mid-afternoon before each class
- Live video stream, but please join us – it's lonely talking to an empty room & better for you if you're here to ask questions & interact
- Archived video and slides posted a day or two later

Staying in touch

csep501-staff@cs

- Course web site
- Discussion board
 - For anything related to the course
 - Join in! Help each other out. Staff will contribute.
- Mailing list
 - You are automatically subscribed if you are registered
 - Will keep this fairly low-volume; limited to things that everyone needs to read

Books



- Four good books – use at least one, others might be worth checking out:
 - Cooper & Torczon, *Engineering a Compiler*. “Official text”, 1st edition should be ok too.
 - Appel, *Modern Compiler Implementation in Java*, 2nd ed. MiniJava is from here.
 - Aho, Lam, Sethi, Ullman, “Dragon Book”
 - Fischer, Cytron, LeBlanc, *Crafting a Compiler*

Academic Integrity

- We want a collegial group helping each other succeed!
- But: you must never misrepresent work done by someone else as your own or assist others to do the same (for compiler project, your group's work should be your own)
- Read the course policy carefully (on the web)
- We trust you to behave ethically
 - I have little sympathy for violations of that trust
 - Honest work is the most important feature of a university (or engineering or business). Anything less disrespects your instructor, your colleagues, and yourself

Any questions?

- Your job is to ask questions to be sure you understand what's happening and to slow me down
 - Otherwise, we'll barrel on ahead 😊

Coming Attractions

- Quick review of formal grammars
- Lexical analysis – scanning
 - Background for first part of the project
- Followed by parsing ...

- Start reading: ch. 1, 2.1-2.4 in EAC or corresponding chapters in other books