

# Lecture 9

## XML/Xpath/XQuery

Tuesday, May 26, 2009

# XML Outline

- XML
  - Syntax
  - Semistructured data
  - DTDs
- Xpath
- XQuery

# Additional Readings on XML

- <http://www.w3.org/XML/>
  - Main source on XML, but hard to read
- <http://www.w3.org/TR/xquery/>
  - Authority on Xquery
- <http://www.galaxquery.org/>
  - An easy to use, complete XQuery implementation

Note: XML/XQuery is NOT covered in the textbook

# XML

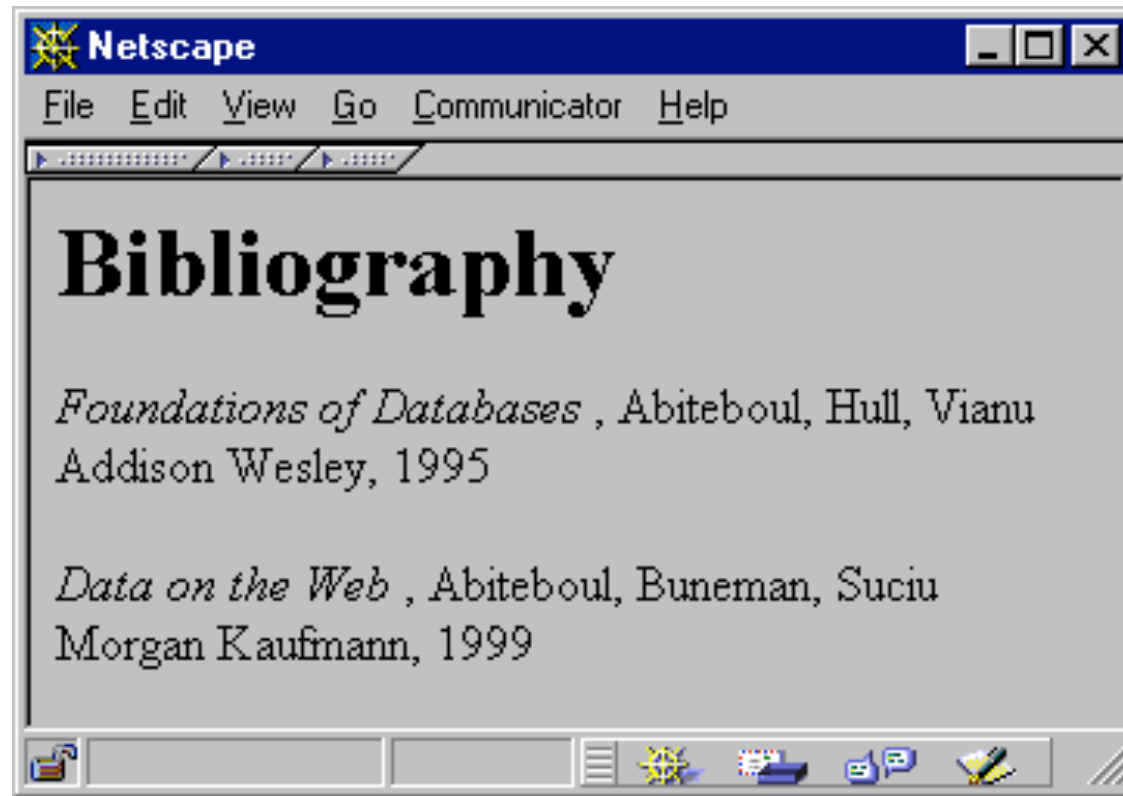
- A flexible syntax for data
- Used in:
  - Configuration files, e.g. Web.Config
  - Replacement for binary formats (MS Word)
  - Document markup: e.g. XHTML
  - Data: data exchange, semistructured data
- Roots: SGML - a very nasty language

We will study only XML as data

# XML as Semistructured Data

- Relational databases have rigid schema
  - Schema evolution is costly
- XML is flexible: semistructured data
  - Store data in XML
- Warning: not normal form ! Not even 1NF

# From HTML to XML



HTML describes the presentation

# HTML

```
<h1> Bibliography </h1>
```

```
<p> <i> Foundations of Databases </i>
```

```
Abiteboul, Hull, Vianu
```

```
<br> Addison Wesley, 1995
```

```
<p> <i> Data on the Web </i>
```

```
Abiteoul, Buneman, Suci
```

```
<br> Morgan Kaufmann, 1999
```

# XML Syntax

```
<bibliography>  
  <book>  <title> Foundations... </title>  
          <author> Abiteboul </author>  
          <author> Hull </author>  
          <author> Vianu </author>  
          <publisher> Addison Wesley </publisher>  
          <year> 1995 </year>  
  
  </book>  
  
  ...  
</bibliography>
```

XML describes the content



# XML Terminology

- tags: `book`, `title`, `author`, ...
- start tag: `<book>`, end tag: `</book>`
- elements: `<book>...</book>`, `<author>...</author>`
- elements are nested
- empty element: `<red></red>` abbrev. `<red/>`
- an XML document: single *root element*

*well formed XML document: if it has matching tags*

# More XML: Attributes

```
<book price = "55" currency = "USD">  
  <title> Foundations of Databases </title>  
  <author> Abiteboul </author>  
  
  ...  
  <year> 1995 </year>  
</book>
```

# Attributes v.s. Elements

```
<book price = "55" currency = "USD">  
  <title> Foundations of DBs </title>  
  <author> Abiteboul </author>  
  ...  
  <year> 1995 </year>  
</book>
```

```
<book>  
  <title> Foundations of DBs </title>  
  <author> Abiteboul </author>  
  ...  
  <year> 1995 </year>  
  <price> 55 </price>  
  <currency> USD </currency>  
</book>
```

attributes are alternative ways to represent data

# Comparison

<b>Elements</b>	<b>Attributes</b>
Ordered	Unordered
May be repeated	Must be unique
May be nested	Must be atomic

# XML v.s. HTML

- What are the differences between XML and HTML ?

In class

# That's All !

- That's all you ever need to know about XML *syntax*
  - Optional type information can be given in the DTD or XSchema (later)
  - We'll discuss some additional syntax in the next few slides, but that's not essential
- What is important for you to know: XML's *semantics*

# More Syntax: Oids and References

```
<person id="o555">  
  <name> Jane </name>  
</person>
```

```
<person id="o456">  
  <name> Mary </name>  
  <mother idref="o555"/>  
</person>
```

Are just keys/ foreign keys design  
by someone who didn't take 444

Don't use them: use your own  
foreign keys instead.

oids and references in XML are just syntax

# More Syntax: CDATA Section

- Syntax: `<![CDATA[ .....any text here...]]>`
- Example:

```
<example>  
  <![CDATA[ some text here </notAtag> <>]]>  
</example>
```



# More Syntax: Entity References

- Syntax: `&entityname;`
- Example:  
`<element> this is less than &lt; </  
element>`
- Some entities:

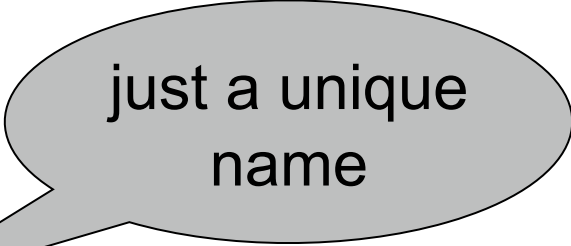
<code>&amp;lt;</code>	<code>&lt;</code>
<code>&amp;gt;</code>	<code>&gt;</code>
<code>&amp;amp;</code>	<code>&amp;</code>
<code>&amp;apos;</code> <code>;</code>	<code>'</code>
<code>&amp;quot;</code>	<code>"</code>
<code>&amp;#38;</code>	Unicode char

# More Syntax: Comments

- Syntax `<!-- .... Comment text... -->`
- Yes, they are part of the data model !!!

# XML Namespaces

- name ::= [prefix:]localpart

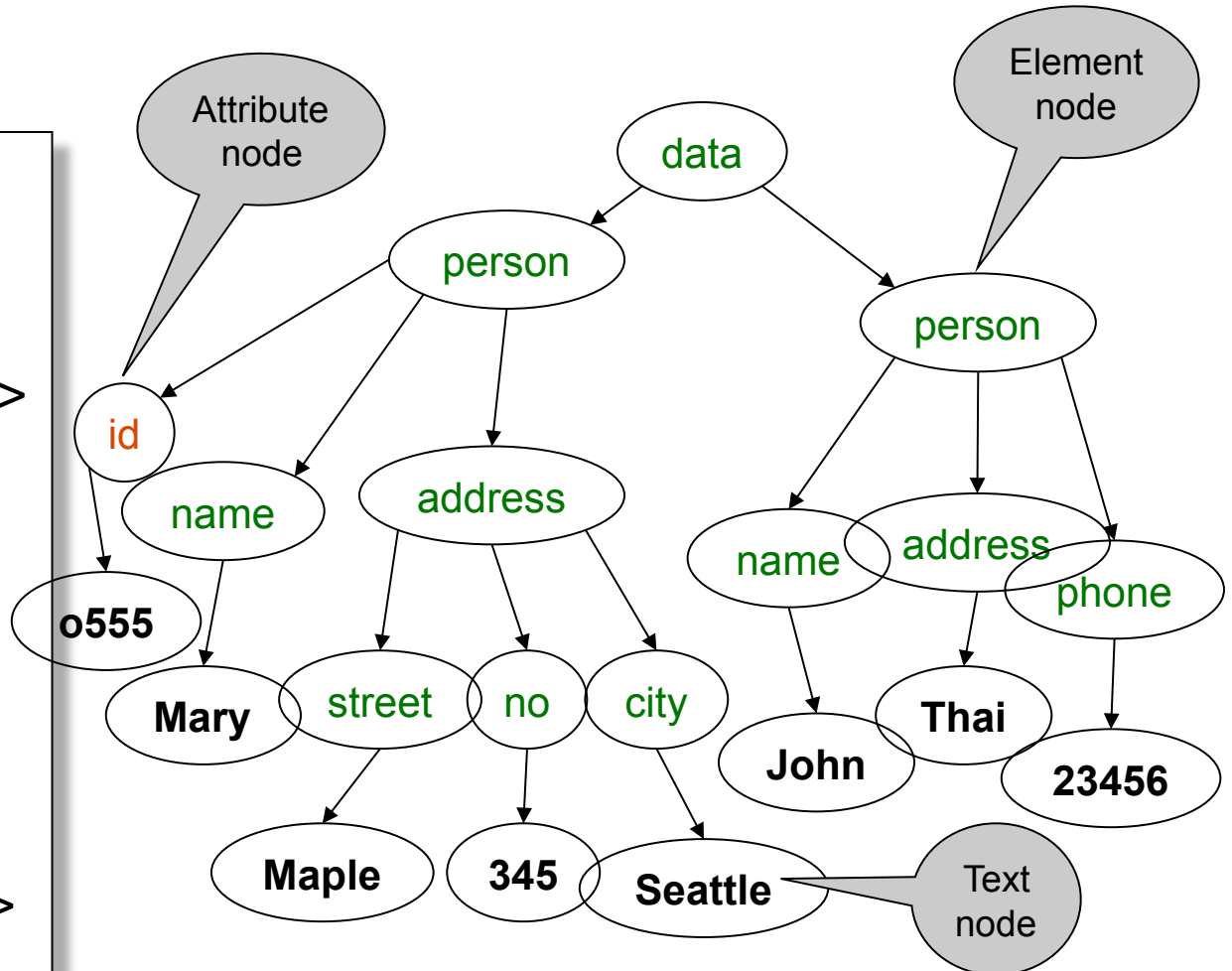


just a unique  
name

```
<book xmlns:bookStandard="www.isbn-org.org/def">  
  <bookStandard:title> ... </bookStandard:title>  
  <bookStandard:publisher> . . . </bookStandard:publisher>  
  
</book>
```

# XML Semantics: a Tree !

```
<data>
  <person id="o555" >
    <name> Mary </name>
    <address>
      <street>Maple</street>
      <no> 345 </no>
      <city> Seattle </city>
    </address>
  </person>
  <person>
    <name> John </name>
    <address>Thailand
    </address>
    <phone>23456</phone>
  </person>
</data>
```



Order matters !!!

# XML as Data

- XML is **self-describing**
- Schema elements become part of the data
  - Relational schema: **persons(name,phone)**
  - In XML **<persons>**, **<name>**, **<phone>** are part of the data, and are repeated many times
- Consequence: XML is much more flexible
- XML = **semistructured** data

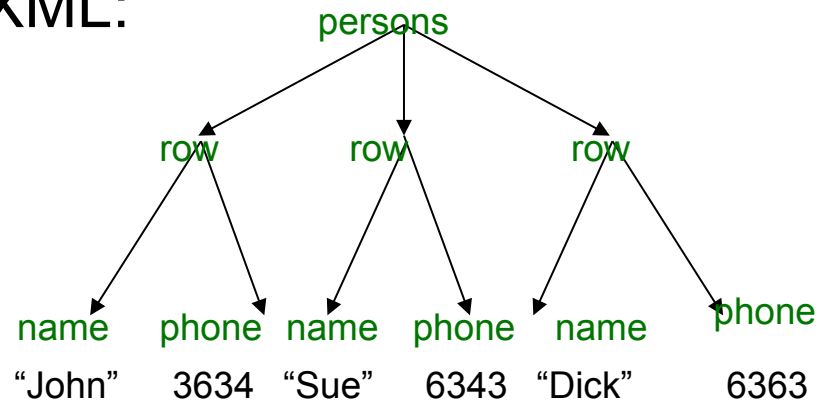
# Mapping Relational Data to XML

The canonical mapping:

## Persons

Name	Phone
John	3634
Sue	6343
Dick	6363

XML:



```
<persons>
  <row> <name>John</name>
    <phone> 3634</phone></row>
  <row> <name>Sue</name>
    <phone> 6343</phone>
  <row> <name>Dick</name>
    <phone> 6363</phone></row>
</persons>
```

# Mapping Relational Data to XML

Natural mapping

## Persons

Name	Phone
John	3634
Sue	6343

## Orders

PersonName	Date	Product
John	2002	Gizmo
John	2004	Gadget
Sue	2002	Gadget

## XML

```
<persons>
  <person>
    <name> John </name>
    <phone> 3634 </phone>
    <order> <date> 2002 </date>
      <product> Gizmo </product>
    </order>
    <order> <date> 2004 </date>
      <product> Gadget </product>
    </order>
  </person>
  <person>
    <name> Sue </name>
    <phone> 6343 </phone>
    <order> <date> 2004 </date>
      <product> Gadget </product>
    </order>
  </person>
</persons>
```

# XML is Semi-structured Data

- Missing attributes:

```
<person>  <name> John</name>  
           <phone>1234</phone>  
</person>  
  
<person>  <name>Joe</name>  
</person>
```

no phone !

- Could represent in a table with nulls

name	phone
John	1234
Joe	-



# XML is Semi-structured Data

- Repeated attributes

```
<person> <name> Mary</name>  
        <phone>2345</phone>  
        <phone>3456</phone>  
</person>
```

Two phones !

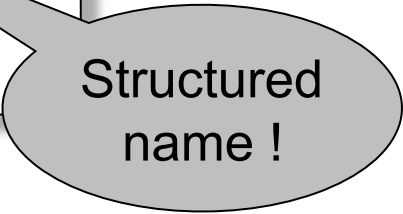
- Impossible in tables:

name	phone		
Mary	2345	3456	???

# XML is Semi-structured Data

- Attributes with different types in different objects

```
<person> <name> <first> John </first>  
          <last> Smith </last>  
        </name>  
        <phone>1234</phone>  
</person>
```



Structured  
name !

- Nested collections (no 1NF)
- Heterogeneous collections:
  - <db> contains both <book>s and <publisher>s

# Document Type Definitions DTD

- part of the original XML specification
- an XML document may have a DTD
- XML document:
  - Well-formed** = if tags are correctly closed
  - Valid** = if it has a DTD and conforms to it
- validation is useful in data exchange

# DTD

## Goals:

- Define what tags and attributes are allowed
- Define how they are nested
- Define how they are ordered

## Superseded by XML Schema

- Very complex: DTDs still used widely

# Very Simple DTD

```
<!DOCTYPE company [  
  <!ELEMENT company ((person|product)*)>  
  <!ELEMENT person (ssn, name, office, phone?)>  
  <!ELEMENT ssn      (#PCDATA)>  
  <!ELEMENT name     (#PCDATA)>  
  <!ELEMENT office   (#PCDATA)>  
  <!ELEMENT phone    (#PCDATA)>  
  <!ELEMENT product (pid, name, description?)>  
  <!ELEMENT pid      (#PCDATA)>  
  <!ELEMENT description (#PCDATA)>  
>
```

# Very Simple DTD

Example of valid XML document:

```
<company>
  <person> <ssn> 123456789 </ssn>
            <name> John </name>
            <office> B432 </office>
            <phone> 1234 </phone>
  </person>
  <person> <ssn> 987654321 </ssn>
            <name> Jim </name>
            <office> B123 </office>
  </person>
  <product> ... </product>
  ...
</company>
```

# DTD: The Content Model

`<!ELEMENT tag (CONTENT)>`

content  
model

- Content model:
  - Complex = a regular expression over other elements
  - Text-only = #PCDATA
  - Empty = EMPTY
  - Any = ANY
  - Mixed content = (#PCDATA | A | B | C)\*

# DTD: Regular Expressions

DTD

sequence

```
<!ELEMENT name  
  (firstName, lastName)>
```

XML

```
<name>  
  <firstName> ..... </firstName>  
  <lastName> ..... </lastName>  
</name>
```

optional

```
<!ELEMENT name (firstName?, lastName)>
```

Kleene star

```
<!ELEMENT person (name, phone*)>
```

alternation

```
<!ELEMENT person (name, (phone|email))>
```

```
<person>  
  <name> ..... </name>  
  <phone> ..... </phone>  
  <phone> ..... </phone>  
  <phone> ..... </phone>  
  .....  
</person>
```



# SKIPPED MATERIAL: XSchema

- Generalizes DTDs
- Uses XML syntax
- Two parts: structure and datatypes
- Very complex
  - criticized
  - alternative proposals: Relax NG

# DTD v.s. XML Schemas

DTD:

```
<!ELEMENT paper (title,author*,year, (journal|conference))>
```

XML Schema:

```
<xs:element name="paper" type="paperType"/>
<xs:complexType name="paperType">
  <xs:sequence>
    <xs:element name="title" type="xs:string"/>
    <xs:element name="author" minOccurs="0"/>
    <xs:element name="year"/>
    <xs:choice> < xs:element name="journal"/>
                <xs:element name="conference"/>
    </xs:choice>
  </xs:sequence>
</xs:element>
```

# Example

A valid XML Document:

```
<paper>  
  <title> The Essence of XML </title>  
  <author> Simeon</author>  
  <author> Wadler</author>  
  <year>2003</year>  
  <conference> POPL</conference>  
</paper>
```

# Elements v.s. Types

```
<xs:element name="person">
  <xs:complexType>
    <xs:sequence>
      <xs:element name="name"
                  type="xs:string"/>
      <xs:element name="address"
                  type="xs:string"/>
    </xs:sequence>
  </xs:complexType>
</xs:element>
```

```
<xs:element name="person"
            type="ttt">
  <xs:complexType name="ttt">
    <xs:sequence>
      <xs:element name="name"
                  type="xs:string"/>
      <xs:element name="address"
                  type="xs:string"/>
    </xs:sequence>
  </xs:complexType>
```

Both say the same thing; in DTD:

```
<!ELEMENT person (name,address)>
```

- Types:
  - Simple types (integers, strings, ...)
  - Complex types (regular expressions, like in DTDs)
  
- Element-type Alternation:
  - An **element** has a **type**
  - A **type** is a regular expression of **elements**

# Local v.s. Global Types

- Local type:

```
<xs:element name="person">  
    [define locally the person's type]  
</xs:element>
```

- Global type:

```
<xs:element name="person" type="tft"/>
```

```
<xs:complexType name="tft">  
    [define here the type tft]  
</xs:complexType>
```

Global types: can be reused in other elements

# Local v.s. Global Elements

- Local element:

```
<xs:complexType name="t1">  
  <xs:sequence>  
    <xs:element name="address" type="..."/>...  
  </xs:sequence>  
</xs:complexType>
```

- Global element:

```
<xs:element name="address" type="..."/>  
  
<xs:complexType name="t1">  
  <xs:sequence>  
    <xs:element ref="address"/> ...  
  </xs:sequence>  
</xs:complexType>
```

Global elements: like in DTDs

# Regular Expressions

Recall the element-type-element alternation:

```
<xs:complexType name="....">  
    [regular expression on elements]  
</xs:complexType>
```

Regular expressions:

- `<xs:sequence> A B C </...>` = A B C
- `<xs:choice> A B C </...>` = A | B | C
- `<xs:group> A B C </...>` = (A B C)
- `<xs:... minOccurs="0" maxOccurs="unbounded"> ..</...>` = (...)\*
- `<xs:... minOccurs="0" maxOccurs="1"> ..</...>` = (...)?



# Local Names

**name** has  
different meanings  
in **person** and  
in **product**

```
<xs:element name="person">
  <xs:complexType>
    . . . . .
    <xs:element name="name">
      <xs:complexType>
        <xs:sequence>
          <xs:element name="firstname" type="xs:string"/>
          <xs:element name="lastname" type="xs:string"/>
        </xs:sequence>
      </xs:complexType>
    </xs:element>
    . . . . .
  </xs:complexType>
</xs:element>

<xs:element name="product">
  <xs:complexType>
    . . . . .
    <xs:element name="name" type="xs:string"/>
  </xs:complexType>
</xs:element>
```

# Subtle Use of Local Names

```
<xs:element name="A" type="oneB"/>

<xs:complexType name="onlyAs">
  <xs:choice>
    <xs:sequence>
      <xs:element name="A" type="onlyAs"/>
      <xs:element name="A" type="onlyAs"/>
    </xs:sequence>
    <xs:element name="A" type="xs:string"/>
  </xs:choice>
</xs:complexType>
```

```
<xs:complexType name="oneB">
  <xs:choice>
    <xs:element name="B" type="xs:string"/>
    <xs:sequence>
      <xs:element name="A" type="onlyAs"/>
      <xs:element name="A" type="oneB"/>
    </xs:sequence>
    <xs:sequence>
      <xs:element name="A" type="oneB"/>
      <xs:element name="A" type="onlyAs"/>
    </xs:sequence>
  </xs:choice>
</xs:complexType>
```

Arbitrary deep binary tree with A elements, and a single B element

Note: this example is not legal in XML Schema (why ?)

Hence they cannot express all regular tree languages

# Attributes in XML Schema

```
<xs:element name="paper" type="papertype">
  <xs:complexType name="papertype">
    <xs:sequence>
      <xs:element name="title" type="xs:string"/>
      . . . . .
    </xs:sequence>
    <xs:attribute name="language" type="xs:NMTOKEN" fixed="English"/>
  </xs:complexType>
</xs:element>
```

Attributes are associated to the *type*, not to the element  
Only to *complex types*; more trouble if we want to add attributes to *simple types*.

# “Mixed” Content, “Any” Type

```
<xs:complexType mixed="true">
```

```
. . . .
```

- Better than in DTDs: can still enforce the type, but now may have text between any elements

```
<xs:element name="anything" type="xs:anyType"/>
```

```
. . . .
```

- Means anything is permitted there

# “All” Group

```
<xs:complexType name="PurchaseOrderType">
  <xs:all> <xs:element name="shipTo" type="USAddress"/>
           <xs:element name="billTo" type="USAddress"/>
           <xs:element ref="comment" minOccurs="0"/>
           <xs:element name="items" type="Items"/>
        </xs:all>
  <xs:attribute name="orderDate" type="xs:date"/>
</xs:complexType>
```

- A restricted form of & in SGML
- Restrictions:
  - Only at top level
  - Has only elements
  - Each element occurs at most once
- E.g. “comment” occurs 0 or 1 times

# Derived Types by Extensions

```
<complexType name="Address">
  <sequence> <element name="street" type="string"/>
             <element name="city" type="string"/>
  </sequence>
</complexType>

<complexType name="USAddress">
  <complexContent>
    <extension base="ipo:Address">
      <sequence> <element name="state" type="ipo:USState"/>
                 <element name="zip" type="positiveInteger"/>
      </sequence>
    </extension>
  </complexContent>
</complexType>
```

Corresponds to inheritance

# Derived Types by Restrictions

```
<complexContent>  
  <restriction base="ipo:Items">  
    ... [rewrite the entire content, with restrictions]...  
  </restriction>  
</complexContent>
```

- (\*): may restrict cardinalities, e.g. (0,infty) to (1,1); may restrict choices; other restrictions...

Corresponds to set inclusion

# Simple Types

- String
- Token
- Byte
- unsignedByte
- Integer
- positiveInteger
- Int (larger than integer)
- unsignedInt
- Long
- Short
- ...
- Time
- dateTime
- Duration
- Date
- ID
- IDREF
- IDREFS



# Facets of Simple Types

Facets = additional properties restricting a simple type

15 facets defined by XML Schema

## Examples

- length
- minLength
- maxLength
- pattern
- enumeration
- whiteSpace
- maxInclusive
- maxExclusive
- minInclusive
- minExclusive
- totalDigits
- fractionDigits

# Facets of Simple Types

- Can further restrict a simple type by changing some facets
- Restriction = subset

# Not so Simple Types

- List types:

```
<xs:simpleType name="listOfMyIntType">  
  <xs:list itemType="myInteger"/>  
</xs:simpleType>
```

```
<listOfMyInt>20003 15037 95977 95945</listOfMyInt>
```

- Union types
- Restriction types

END OF SKIPPED MATERIAL

# Discussion 1

What kinds of applications might use XML ?

# Discussion 1

What kinds of applications might use XML ?

- Data exchange
  - Take the data, don't worry about schema
- Property lists
  - Many attributes, most are NULL
- Evolving schema
  - Add quickly a new attribute

# Discussion 2

How is XML processed ?

# Discussion 2

How is XML processed ?

- Via API
  - Called DOM
  - Navigate, update the XML arbitrarily
  - BUT: memory bound
- Via some query language:
  - Xpath or Xquery
  - Stand-alone processor OR embedded in SQL

# Querying XML Data

Will discuss next:

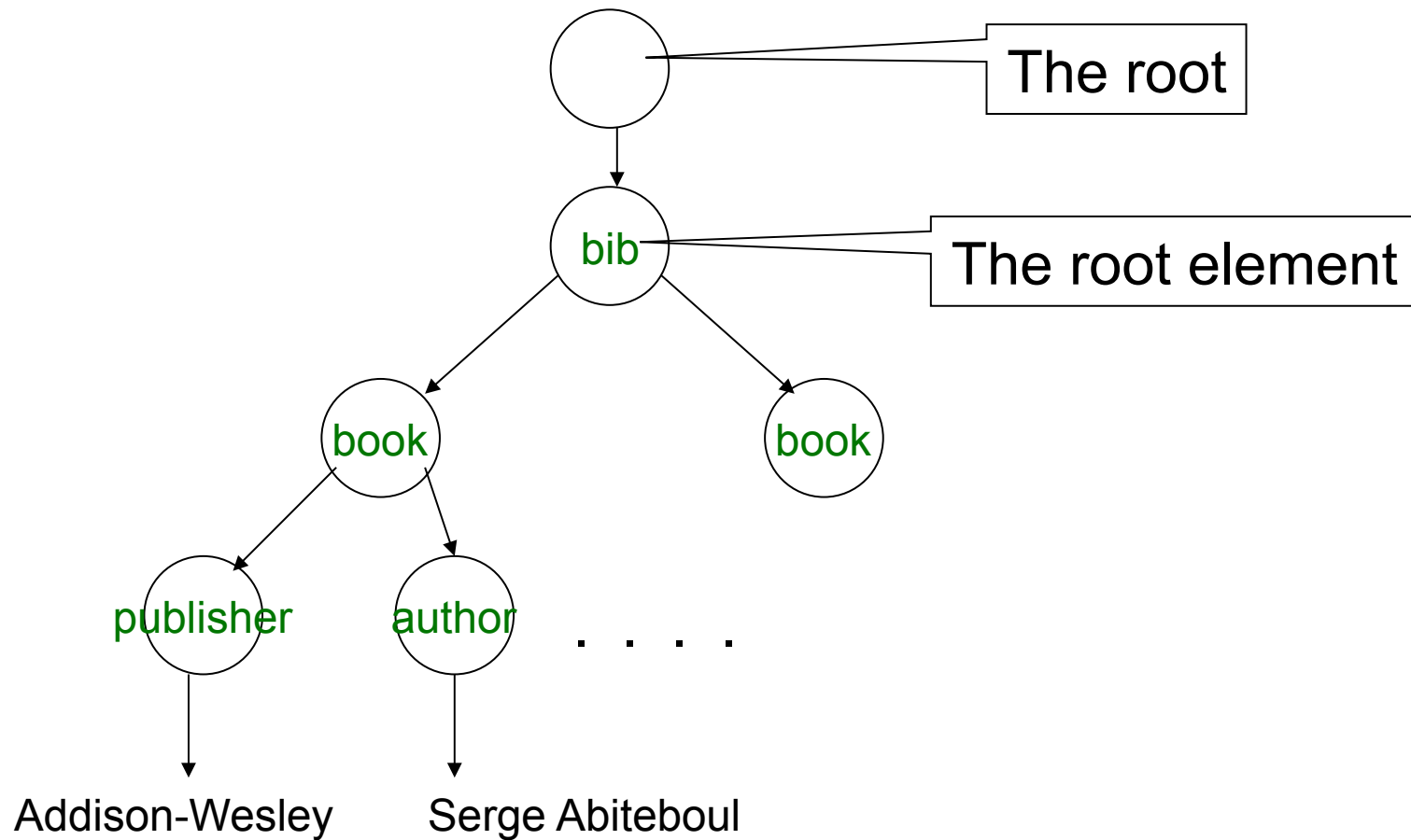
- XPath = simple navigation on the tree
- XQuery = “the SQL of XML”



# Sample Data for Queries

```
<bib>
  <book> <publisher> Addison-Wesley </publisher>
    <author> Serge Abiteboul </author>
    <author> <first-name> Rick </first-name>
      <last-name> Hull </last-name>
    </author>
    <author> Victor Vianu </author>
    <title> Foundations of Databases </title>
    <year> 1995 </year>
  </book>
  <book price="55">
    <publisher> Freeman </publisher>
    <author> Jeffrey D. Ullman </author>
    <title> Principles of Database and Knowledge Base Systems </title>
    <year> 1998 </year>
  </book>
</bib>
```

# Data Model for XPath



# XPath: Simple Expressions

`/bib/book/year`

Result: `<year> 1995 </year>`  
`<year> 1998 </year>`

`/bib/paper/year`

Result: empty (there were no papers)



# XPath: Restricted Kleene Closure

`//author`

Result: `<author> Serge Abiteboul </author>`  
`<author> <first-name> Rick </first-name>`  
`<last-name> Hull </last-name>`  
`</author>`  
`<author> Victor Vianu </author>`  
`<author> Jeffrey D. Ullman </author>`

Result: `<first-name> Rick </first-name>`

`/bib//first-name`

# Xpath: Attribute Nodes

```
/bib/book/@price
```

Result: "55"

@price means that price is has to be an attribute

# Xpath: Wildcard

`//author/*`

Result: `<first-name>` Rick `</first-name>`  
`<last-name>` Hull `</last-name>`

\* Matches any element

@\* Matches any attribute

# Xpath: Text Nodes

```
/bib/book/author/text()
```

Result: Serge Abiteboul  
Victor Vianu  
Jeffrey D. Ullman

Rick Hull doesn't appear because he has `firstname`, `lastname`

Functions in XPath:

- `text()` = matches the text value
- `node()` = matches any node (= \* or @\* or `text()`)
- `name()` = returns the name of the current tag

# Xpath: Predicates

```
/bib/book/author[first-name]
```

```
Result: <author> <first-name> Rick </first-name>  
        <last-name> Hull </last-name>  
        </author>
```



# Xpath: More Predicates

```
/bib/book/author[first-name][address[.//zip][city]]/last-name
```

Explain how this is evaluated !

# Xpath: More Predicates

```
/bib/book/author[first-name][address[./zip][city]]/last-name
```

Result: <lastname> ... </lastname>  
<lastname> ... </lastname>

How do we read this ?

First remove all qualifiers (predicates):

```
/bib/book/author/last-name
```

Then add them one by one:

```
/bib/book/author[first-name][address]/last-name
```

# Xpath: More Predicates

```
/bib/book[@price < 60]
```

```
/bib/book[author/@age < 25]
```

```
/bib/book[author/text()]
```

# Xpath: More Axes

. means *current node*

`/bib/book[./review]`

`/bib/book[./review]`

Same as

`/bib/book[review]`

`/bib/book/. /author`

Same as

`/bib/book/author`

# Xpath: More Axes

.. means *parent node*

```
/bib/book/author../author
```

Same as

```
/bib/book/author
```

```
/bib/book[../first-name../last-name]
```

Same as

```
/bib/book[../*[first-name][last-name]]
```

# Xpath: Brief Summary

<code>bib</code>	matches a <code>bib</code> element
<code>*</code>	matches any element
<code>/</code>	matches the <code>root</code> element
<code>/bib</code>	matches a <code>bib</code> element under <code>root</code>
<code>bib/paper</code>	matches a <code>paper</code> in <code>bib</code>
<code>bib//paper</code>	matches a <code>paper</code> in <code>bib</code> , at any depth
<code>//paper</code>	matches a <code>paper</code> at any depth
<code>paper book</code>	matches a <code>paper</code> or a <code>book</code>
<code>@price</code>	matches a <code>price</code> attribute
<code>bib/book/@price</code>	matches <code>price</code> attribute in <code>book</code> , in <code>bib</code>
<code>bib/book[@price&lt;"55"]/author/lastname</code>	matches...

# XQuery

- Based on Quilt, which is based on XML-QL
- Uses XPath to express more complex queries

# FLWR (“Flower”) Expressions

FOR ...

LET...

WHERE...

RETURN...



# FOR-WHERE-RETURN

Find all book titles published after 1995:

```
for $x in document("bib.xml")/bib/book  
where $x/year/text() > 1995  
return $x/title
```

Result:

```
<title> abc </title>  
<title> def </title>  
<title> ghi </title>
```

# FOR-WHERE-RETURN

Equivalently (perhaps more geekish)

```
for $x in document("bib.xml")/bib/book[year/text() > 1995] /title  
return $x
```

And even shorter:

```
document("bib.xml")/bib/book[year/text() > 1995] /title
```

# FOR-WHERE-RETURN

- Find all book titles and the year when they were published:

```
for $x in document("bib.xml")/ bib/book  
return <answer>  
    <title> { $x/title/text() } </title>  
    <year>{ $x/year/text() } </year>  
</answer>
```

Result:

```
<answer> <title> abc </title> <year> 1995 </year > </answer>  
<answer> <title> def </title> <year> 2002 </year > </answer>  
<answer> <title> ghk </title> <year> 1980 </year > </answer>
```

# FOR-WHERE-RETURN

- Notice the use of “{” and “}”
- What is the result without them ?

```
for $x in document("bib.xml")/ bib/book
return <answer>
    <title> $x/title/text() </title>
    <year> $x/year/text() </year>
</answer>
```

# FOR-WHERE-RETURN

- Notice the use of “{” and “}”
- What is the result without them ?

```
for $x in document("bib.xml")/bib/book  
return <answer>  
    <title> $x/title/text() </title>  
    <year> $x/year/text() </year>  
</answer>
```

<answer> <title> \$x/title/text() </title> <year> \$x/year/text() </year> </answer>

<answer> <title> \$x/title/text() </title> <year> \$x/year/text() </year> </answer>

<answer> <title> \$x/title/text() </title> <year> \$x/year/text() </year> </answer>

# Nesting

For each author of a book published in 1995, list all books she published:

```
for $b in document("bib.xml")/bib,  
    $a in $b/book[year/text()='1995']/author  
return <result>  
    { $a,  
      for $t in $b/book[author/text()=$a/text()]/title  
      return $t  
    }  
</result>
```

In the RETURN clause comma concatenates XML fragments

# Result

```
<result>  
  <author>Jones</author>  
  <title> abc </title>  
  <title> def </title>  
</result>  
<result>  
  <author> Smith </author>  
  <title> ghi </title>  
</result>
```

# Aggregates

Find all books with more than 3 authors:

```
for $x in document("bib.xml")/bib/book  
where count($x/author)>3  
return $x
```

**count** = a function that counts

**avg** = computes the average

**sum** = computes the sum

**distinct-values** = eliminates duplicates



# Aggregates

Same thing:

```
for $x in document("bib.xml")/bib/book[count(author)>3]  
return $x
```

# Aggregates

Print all authors who published more than 3 books

```
for $b in document("bib.xml")/bib,  
    $a in distinct-values($b/book/author/text())  
where count($b/book[author/text()=$a])>3  
return <author> { $a } </author>
```

# Flattening

- “Flatten” the authors, i.e. return a list of (author, title) pairs

```
for $b in document("bib.xml")/bib/book,  
    $x in $b/title/text(),  
    $y in $b/author/text()  
return <answer>  
        <title> { $x } </title>  
        <author> { $y } </author>  
    </answer>
```

Result:

```
<answer>  
    <title> abc </title>  
    <author> efg </author>  
</answer>  
<answer>  
    <title> abc </title>  
    <author> hkj </author>  
</answer>
```

# Re-grouping

- For each author, return all titles of her/his books

```
for $b in document("bib.xml")/bib
let $a:=distinct-values($b/book/author/text())
for $x in $a
return
  <answer>
    <author> { $x } </author>
    { for $y in $b/book[author/text()=$x]/title
      return $y }
  </answer>
```

Result:

```
<answer>
  <author> efg </author>
  <title> abc </title>
  <title> klm </title>
  . . . .
</answer>
```

# Re-grouping

- Same thing:

```
for $b in document("bib.xml")/bib,  
    $x in distinct-values($b/book/author/text())  
return  
  <answer>  
    <author> { $x } </author>  
    { for $y in $b/book[author/text()=$x]/title  
      return $y }  
  </answer>
```

# SQL and XQuery Side-by-side

Product(pid, name, maker, price) Find all product names, prices, sort by price

```
SELECT x.name,  
       x.price  
FROM Product x  
ORDER BY x.price
```

```
for $x in document("db.xml")/db/product/row  
order by $x/price/text()  
return <answer>  
       { $x/name, $x/price }  
       </answer>
```



SQL



XQuery

# Xquery's Answer

```
<answer>
  <name> abc </name>
  <price> 7 </price>
</answer>
<answer>
  <name> def </name>
  <price> 23 </price>
</answer>
. . . .
```

# SQL and XQuery Side-by-side

Product(pid, name, maker, price)

Company(cid, name, city, revenues)

Find all products made in Seattle

```
SELECT x.name  
FROM Product x, Company y  
WHERE x.maker=y.cid  
and y.city="Seattle"
```

SQL

```
for $r in document("db.xml")/db,  
    $x in $r/product/row,  
    $y in $r/company/row  
where  
    $x/maker/text()=$y/cid/text()  
and $y/city/text() = "seattle"  
return { $x/name }
```

XQuery

Cool  
XQuery

```
for $y in /db/company/row[city/text()='seattle'],  
    $x in /db/product/row[maker/text()=$y/cid/text()]  
return { $x/name }
```



```
<product>
  <row> <pid> 123 </pid>
        <name> abc </name>
        <maker> efg </maker>
  </row>
  <row> ..... </row>
  ...
</product>
<product>
  ...
</product>
.....
```

# SQL and XQuery Side-by-side

For each company with revenues < 1M, count how many products with price > \$100 they make

```
SELECT y.name, count(*)
FROM Product x, Company y
WHERE x.price > 100 and x.maker=y.cid and y.revenue < 1000000
GROUP BY y.cid, y.name
```

```
for $r in document("db.xml")/db,
    $y in $r/company/row[revenue/text()<1000000]
return
  <proudcompany>
    <companyname> { $y/name/text() } </companyname>
    <numberofexpensiveproducts>
      {count($r/product/row[maker/text()=$y/cid/text()][price/text()>100])}
    </numberofexpensiveproducts>
  </proudcompany>
```

# SQL and XQuery Side-by-side

Find companies with at least 30 products, and their average price

```
SELECT y.name, avg(x.price)
FROM Product x, Company y
WHERE x.maker=y.cid
GROUP BY y.cid, y.name
HAVING count(*) > 30
```

\$r=element

\$y=collection

```
for $r in document("db.xml")/db,
    $y in $r/company/row
let $p := $r/product/row[maker/text()=$y/cid/text()]
where count($p) > 30
return
  <thecompany>
    <companyname> { $y/name/text() }
    </companyname>
    <avgprice> avg($p/price/text()) </avgprice>
  </thecompany>
```

# FOR v.s. LET

## FOR

- Binds *node variables* → iteration

## LET

- Binds *collection variables* → one value

# FOR v.s. LET

```
for $x in /bib/book  
return <result> { $x } </result>
```

```
let $x := /bib/book  
return <result> { $x } </result>
```

Returns:

```
<result> <book>...</book></result>  
<result> <book>...</book></result>  
<result> <book>...</book></result>
```

...

Returns:

```
<result> <book>...</book>  
          <book>...</book>  
          <book>...</book>
```

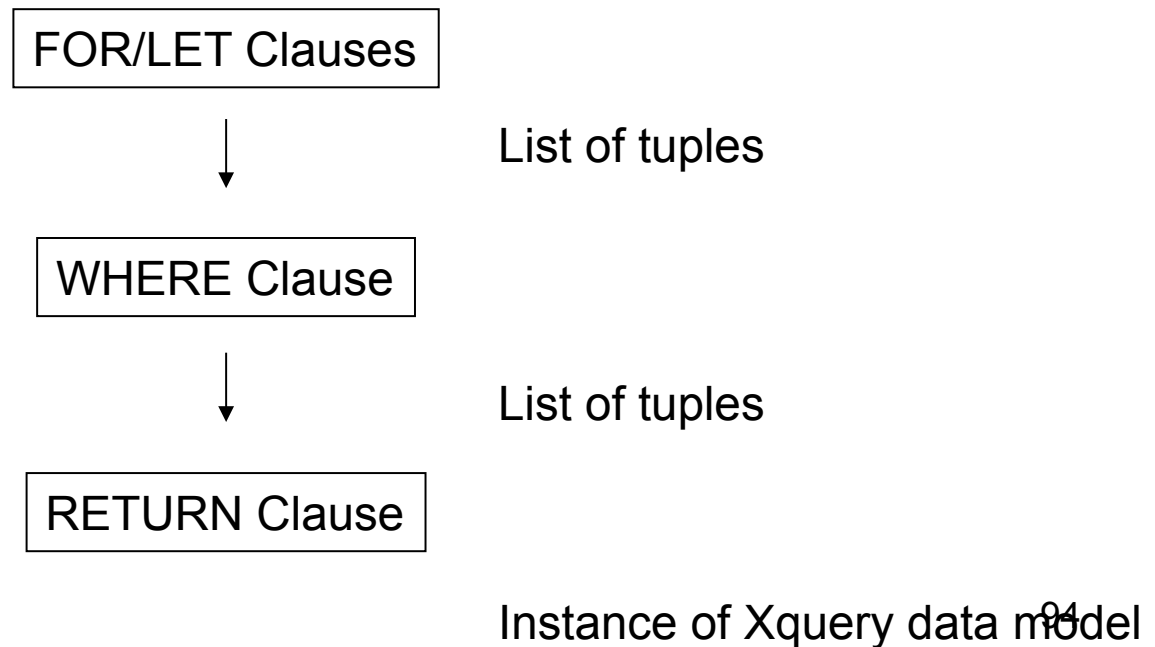
...

```
</result>
```

# XQuery

Summary:

- FOR-LET-WHERE-RETURN = FLWR



# XML in SQL Server 2005

- Create tables with attributes of type XML
- Use Xquery in SQL queries
- Rest of the slides are from:

Shankar Pal et al., *Indexing XML data stored in a relational database*, VLDB'2004

```
CREATE TABLE DOCS (  
  ID int primary key,  
  XDOC xml)
```

```
SELECT ID, XDOC.query(  
  for $s in /BOOK[@ISBN= "1-55860-438-3"]//SECTION  
  return <topic>{data($s/TITLE)} </topic>')  
FROM DOCS
```



# XML Methods in SQL

- Query() = returns XML data type
- Value() = extracts scalar values
- Exist() = checks conditions on XML nodes
- Nodes() = returns a rowset of XML nodes that the Xquery expression evaluates to

# Examples

- From here:

<http://msdn.microsoft.com/library/default.asp?url=/library/en-us/dnsq190/html/sql2k5xml.asp>

# XML Type

```
CREATE TABLE docs (  
    pk INT PRIMARY KEY,  
    xCol XML not null  
)
```

# Inserting an XML Value

```
INSERT INTO docs VALUES (2,  
'<doc id="123">  
  <sections>  
    <section num="1"><title>XML Schema</title></section>  
    <section num="3"><title>Benefits</title></section>  
    <section num="4"><title>Features</title></section>  
  </sections>  
</doc>')
```

# Query( )

```
SELECT pk, xCol.query('/doc[@id = 123]//section')  
FROM docs
```

# Exists( )

```
SELECT xCol.query('/doc[@id = 123]//section')  
FROM docs  
WHERE xCol.exist ('/doc[@id = 123]') = 1
```

# Value( )

```
SELECT xCol.value(  
    'data(/doc//section[@num = 3]/title)[1]', 'nvarchar(max)')  
FROM docs
```

# Nodes( )

```
SELECT nref.value('first-name[1]', 'nvarchar(50)')
       AS FirstName,
       nref.value('last-name[1]', 'nvarchar(50)')
       AS LastName
FROM   @xVar.nodes('//author') AS R(nref)
WHERE  nref.exist('.[first-name != "David"]') = 1
```



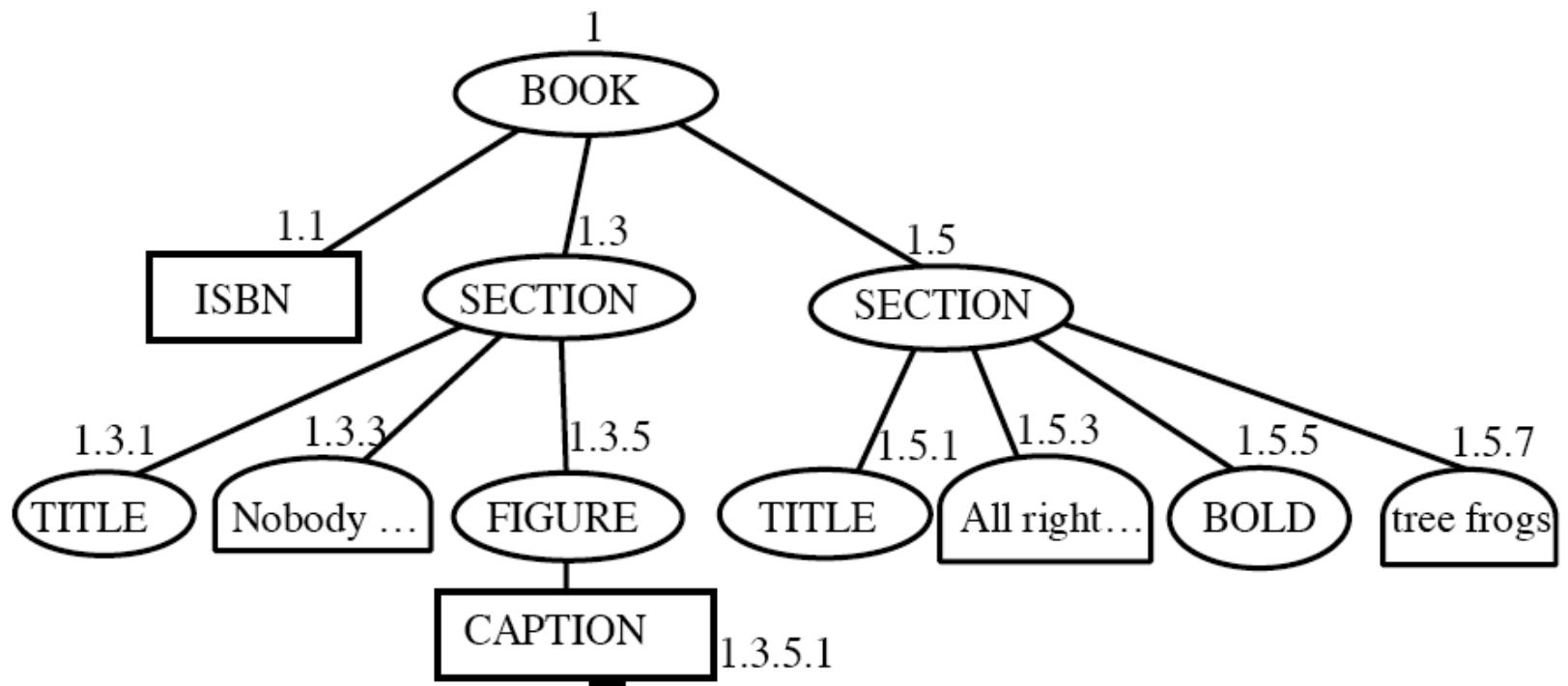
# Nodes( )

```
SELECT nref.value('@genre', 'varchar(max)') LastName  
FROM docs CROSS APPLY xCol.nodes('//book') AS R(nref)
```

# Internal Storage

- XML is “shredded” as a table
- A few important ideas:
  - Dewey decimal numbering of nodes; store in clustered B-tree indexes
  - Use only odd numbers to allow insertions
  - Reverse PATH-ID encoding, for efficient processing of postfix expressions like *//a/b/c*
  - Add more indexes, e.g. on data values

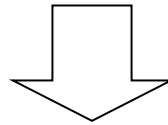
```
<BOOK ISBN="1-55860-438-3">
  <SECTION>
    <TITLE>Bad Bugs</TITLE>
    Nobody loves bad bugs.
    <FIGURE CAPTION="Sample bug"/>
  </SECTION>
  <SECTION>
    <TITLE>Tree Frogs</TITLE>
    All right-thinking people
    <BOLD> love </BOLD>
    tree frogs.
  </SECTION>
</BOOK>
```



ORDPATH	TAG	NODE_ TYPE	VALUE	PATH_ ID
1	1 (BOOK)	1 (Element)	Null	#1
1.1	2 (ISBN )	2 (Attribute)	'1-55860-438-3'	#2#1
1.3	3 (SECTION)	1 (Element)	Null	#3#1
1.3.1	4 (TITLE)	1 (Element)	'Bad Bugs'	#4#3#1
1.3.3	10 (TEXT)	4 (Value)	'Nobody loves Bad bugs.'	#10#3#1
1.3.5	5 (FIGURE)	1 (Element)	Null	#5#3#1
1.3.5.1	6 (CAPTION)	2 (Attribute)	'Sample bug'	#6#3#1
1.5	3 (SECTION)	1 (Element)	Null	#3#1
1.5.1	4 (TITLE)	1 (Element)	'Tree frogs'	#4#3#1
1.5.3	10 (TEXT)	4 (Value)	'All right-thinking people'	#10#3#1
1.5.5	7 (BOLD)	1 (Element)	'love '	#7#3#1
1.5.7	10 (TEXT)	4 (Value)	'tree frogs'	#10#3#1

Infoset Table

/BOOK[@ISBN = "1-55860-438-3"]/SECTION



```
SELECT SerializeXML (N2.ID, N2.ORDPATH)
FROM infosettab N1 JOIN infosettab N2 ON (N1.ID = N2.ID)
WHERE N1.PATH_ID = PATH_ID(/BOOK/@ISBN)
      AND N1.VALUE = '1-55860-438-3'
      AND N2.PATH_ID = PATH_ID(BOOK/SECTION)
      AND Parent (N1.ORDPATH) = Parent (N2.ORDPATH)
```