

5. Database System Recovery

CSEP 545 Transaction Processing for E-Commerce

Philip A. Bernstein

Copyright ©2003 Philip A. Bernstein

4/22/03

1

Outline

1. Introduction
2. Recovery Manager
3. Two Non-Logging Algorithms
4. Log-based Recovery
5. Media Failure

4/22/03

2

1. Introduction

- A database may become inconsistent because of a
 - transaction failure (abort)
 - database system failure (possibly caused by OS crash)
 - media crash (disk-resident data is corrupted)
- The recovery system ensures the database contains exactly those updates produced by committed transactions
 - I.e. atomicity and durability, despite failures

4/22/03

3

Assumptions

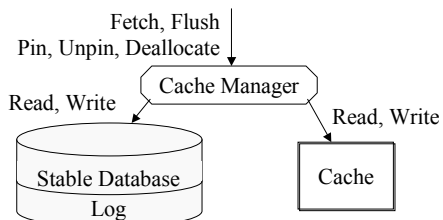
- Two-phase locking, holding write locks until after a transaction commits. This implies
 - recoverability
 - no cascading aborts
 - strictness (never overwrite uncommitted data)
- Page-level everything (for now)
 - page-granularity locks
 - database is a set of pages
 - a transaction's read or write operation operates on an entire page
 - we'll look at record granularity later

4/22/03

4

Storage Model

- Stable database - survives system failures
- Cache (volatile) - contains copies of some pages, which are lost by a system failure



4/22/03

5

Stable Storage

- Write(P) overwrites the entire contents of P on the disk
- If Write is unsuccessful, the error might be detected on the next read ...
 - e.g. page checksum error => page is corrupted
- ... or maybe not
 - Write correctly wrote to the wrong location
- Write is the only operation that's atomic with respect to failures and whose successful execution can be determined by recovery procedures.

4/22/03

6

The Cache

- Cache is divided into page-sized slots.
- Dirty bit tells if the page was updated since it was last written to disk.
- Pin count tells number of pin ops without unpins

Page	Dirty Bit	Cache Address	Pin Count
P ₂	1	91976	1
P ₄₇	0	812	2
P ₂₁	1	10101	0

- Fetch(P) - read P into a cache slot. Return slot address.
- Flush(P) - If P's slot is dirty and unpinned, then write it to disk (i.e. return after the disk acks)

4/22/03

7

Cache (cont'd)

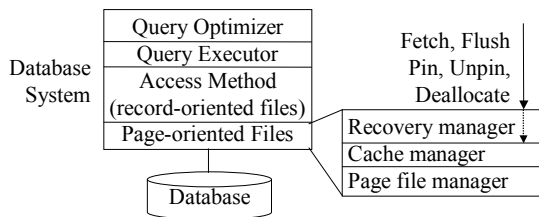
- Pin(P) - make P's slot non-flushable & non-replaceable.
 - Non-flushable because P's content may be inconsistent
 - Non-replaceable because someone has a pointer into P or is accessing P's content.
- Unpin(P) - releases it.
- Deallocate(P) - allow P's slot to be reused (even if dirty)

4/22/03

8

Big Picture

- Record manager is the main user of the cache manager.
- It calls Fetch(P) and Pin(P) to ensure the page is in main memory, non-flushable, and non-replaceable.



4/22/03

9

Latches

- A latch is a short-term lock that gives its owner access to a page.
- A read latch allows the owner to read the content.
- A write latch allows the owner to modify the content.
- The latch is usually a bit in a control structure, not an entry in the lock manager. It can be set and released much faster than a lock.
- There's no deadlock detection for latches.

4/22/03

10

The Log

- A sequential file of records describing updates:
 - address of updated page
 - id of transaction that did the update
 - before-image and after-image of the page
- Whenever you update the cache, also update the log
- Log records for Commit(T_i) and Abort(T_i)
- Some older systems separated before-images and after-images into separate log files.
- If op_i conflicts with and executes before op_k, then op_i's log record must precede op_k's log record
 - recovery will replay operations in log-record-order

4/22/03

11

The Log (cont'd)

- To update records on a page:

– Fetch(P)	read P into cache
– Pin(P)	ensure P isn't flushed
– write lock (P)	for two-phase locking
– write latch P	get exclusive access to P
– update P	update P in cache
– log the update to P	append it to the log
– unlatch P	release exclusive access
– Unpin(P)	allow P to be flushed

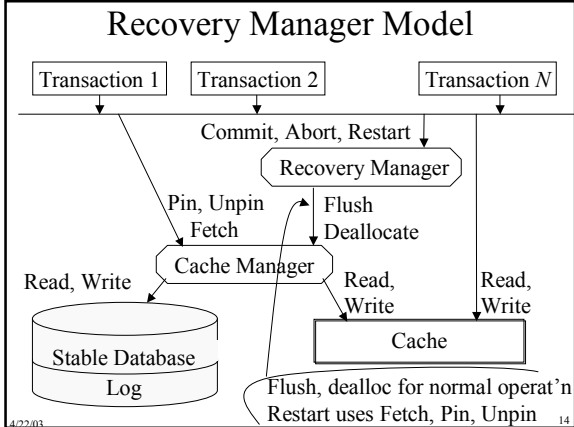
4/22/03

12

2. Recovery Manager

- Processes Commit, Abort and Restart
- Commit(T)
 - Write T's updated pages to stable storage atomically, even if the system crashes.
- Abort(T)
 - Undo the effects of T's writes
- Restart = recover from system failure
 - Abort all transactions that were not committed at the time of the previous failure
 - Fix stable storage so it includes all committed writes and no uncommitted ones (so it can be read by new txns)

4/22/03 13



Implementing Abort(T)

- Suppose T wrote page P.
- If P was not transferred to stable storage, then deallocate its cache slot
- If it was transferred, then P's before-image must be in stable storage (else you couldn't undo after a system failure)
- Undo Rule - Do not flush an uncommitted update of P until P's before-image is stable. (Ensures undo is possible.)
 - Write-Ahead Log Protocol - Do not ... until P's before-image is in the log

4/22/03 15

Avoiding Undo

- Avoid the problem implied by the Undo Rule by never flushing uncommitted updates.
 - Avoids stable logging of before-images
 - Don't need to undo updates after a system failure
- A recovery algorithm requires undo if an update of an uncommitted transaction can be flushed.
 - Usually called a steal algorithm, because it allows a dirty cache page to be "stolen."

4/22/03 16

Implementing Commit(T)

- Commit must be atomic. So it must be implemented by a disk write.
- Suppose T wrote P, T committed, and then the system fails. P must be in stable storage.
- Redo rule - Don't commit a transaction until the after-images of all pages it wrote are on stable storage (in the database or log). (Ensures redo is possible.)
 - Often called the Force-At-Commit rule

4/22/03 17

Avoiding Redo

- To avoid redo, flush all of T's updates to the stable database before it commits. (They must be in stable storage.)
 - Usually called a Force algorithm, because updates are forced to disk before commit.
 - It's easy, because you don't need stable bookkeeping of after-images
 - But it's inefficient for hot pages. (Consider TPC-A/B.)
- Conversely, a recovery algorithm requires redo if a transaction may commit before all of its updates are in the stable database.

4/22/03 18

Avoiding Undo and Redo?

- To avoid both undo and redo
 - never flush uncommitted updates (to avoid undo), and
 - flush all of T's updates to the stable database before it commits (to avoid redo).
- Thus, it requires installing all of a transaction's updates into the stable database in one write to disk
- It can be done, but it isn't efficient for short transactions and record-level updates.
 - Use shadow paging.

4/22/03

19

Implementing Restart

- To recover from a system failure
 - Abort transactions that were active at the failure
 - For every committed transaction, redo updates that are in the log but not the stable database
 - Resume normal processing of transactions
- Idempotent operation - many executions of the operation have the same effect as one execution
- Restart must be idempotent. If it's interrupted by a failure, then it re-executes from the beginning.
- Restart contributes to unavailability. So make it fast!

4/22/03

20

3. Log-based Recovery

- Logging is the most popular mechanism for implementing recovery algorithms.
- The recovery manager implements
 - Commit - by writing a commit record to the log and flushing the log (satisfies the Redo Rule)
 - Abort - by using the transaction's log records to restore before-images
 - Restart - by scanning the log and undoing and redoing operations as necessary
- The algorithms are fast since they use sequential log I/O in place of random database I/O. They greatly affect TP and Restart performance.

4/22/03

21

Implementing Commit

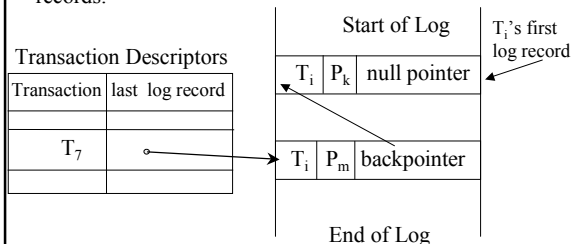
- Every commit requires a log flush.
- If you can do K log flushes per second, then K is your maximum transaction throughput
- Group Commit Optimization - when processing commit, if the last log page isn't full, delay the flush to give it time to fill
- If there are multiple data managers on a system, then each data mgr must flush its log to commit
 - If each data mgr isn't using its log's update bandwidth, then a shared log saves log flushes
 - A good idea, but rarely supported commercially

4/22/03

22

Implementing Abort

- To implement Abort(T), scan T's log records and install before images.
- To speed up Abort, back-chain each transaction's update records.



4/22/03

23

Satisfying the Undo Rule

- To implement the Write-Ahead Log Protocol, tag each cache slot with the log sequence number (LSN) of the last update record to that slot's page.

Page	Dirty Bit	Cache Address	Pin Count	LSN
P ₄₇	1	812	2	
P ₂₁	1	10101	0	

On disk: Log Start

Main Memory: End

- Cache manager won't flush a page P until P's last updated record, pointed to by LSN, is on disk.
- P's last log record is usually stable before Flush(P), so this rarely costs an extra flush
- LSN must be updated while latch is held on P's slot

4/22/03

24

Implementing Restart (rev 1)

- Assume undo and redo are required
- Scan the log backwards, starting at the end.
 - How do you find the end?
- Construct a commit list and recovered-page-list during the scan (assuming page level logging)
- Commit(T) record => add T to commit list
- Update record for P by T
 - if P is not in the recovered-page-list then
 - add P to the recovered-page-list
 - if T is in the commit list, then redo the update, else undo the update

4/22/03

25

Checkpoints

- Problem - Prevent Restart from scanning back to the start of the log
- A **checkpoint** is a procedure to limit the amount of work for Restart
- Commit-consistent checkpointing
 - Stop accepting new update, commit, and abort operations
 - Make list of [active transaction, pointer to last log record]
 - Flush all dirty pages
 - Append a checkpoint record to log; include the list
 - Resume normal processing
- Database and log are now mutually consistent

4/22/03

26

Restart Algorithm (rev 2)

- No need to redo records before last checkpoint, so
 - Starting with the last checkpoint, scan forward in the log.
 - Redo all update records. Process all aborts. Maintain list of active transactions (initialized to content of checkpoint record).
 - After you're done scanning, abort all active transactions
- Restart time is proportional to the amount of log after the last checkpoint.
- Reduce restart time by checkpointing frequently.
- Thus, checkpointing must be cheap.

4/22/03

27

Fuzzy Checkpointing

- Make checkpoints cheap by avoiding synchronized flushing of dirty cache at checkpoint time.
 - Stop accepting new update, commit, and abort operations
 - Make a list of all dirty pages in cache
 - Make list of [active transaction, pointer to last log record]
 - Append a checkpoint record to log; include the list
 - Resume normal processing
 - Initiate low priority flush of all dirty pages
- Don't checkpoint again until all of the last checkpoint's dirty pages are flushed
- Restart begins at second-to-last (penultimate) checkpoint.
- Checkpoint frequency depends on disk bandwidth

4/22/03

28

Operation Logging

- Record locking requires (at least) record logging.
 - Suppose records x and y are on page P
 - $w_1[x] w_2[y]$ abort₁ commit₂ (not strict w.r.t. pages)
- Record logging requires Restart to read a page before updating it. This reduces log size.
- Further reduce log size by logging description of an update, not the entire before/after image of record.
 - Only log after-image of an insertion
 - Only log fields being updated
- Now Restart can't blindly redo.
 - E.g., it must not insert a record twice

4/22/03

29

LSN-based logging

- Each database page P's header has the LSN of the last log record whose operation updated P.
- Restart compares log record and page LSN before redoing the log record's update U.
 - Redo the update only if $LSN(P) < LSN(U)$
- Undo is a problem. If U's transaction aborts and you undo U, what LSN to put on the page?
 - Suppose T₁ and T₂ update records x and y on P
 - $w_1[x] w_2[y] c_2 a_1$ (what LSN does a₁ put on P?)
 - not LSN before $w_1[x]$ (which says $w_2[x]$ didn't run)
 - not $w_2[y]$ (which says $w_1[x]$ wasn't aborted)
 - not a₁ (have to latch all of T₁'s pages while aborting)

4/22/03

30

Logging Undo's

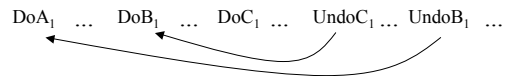
- Log the undo(U) operation, and use its LSN on P
 - CLR = Compensation Log Record = a logged undo
 - Do this for all undo's (during normal abort or recovery)
- This preserves the invariant that the LSN on each page P exactly describes P's state relative to the log.
 - P contains all updates to P up to and including the LSN on P, and no updates with larger LSN.
- So every aborted transaction's log is a palindrome of update records and undo records.
- Restart processes Commit and Abort the same way
 - It redoes the transaction's log records.
 - It only aborts active transactions after the forward scan

4/22/03

31

Logging Undo's (cont'd)

- Tricky issues
 - Multi-page updates (it's best to avoid them)
 - Restart grows the log by logging undos. Each time it crashes, it has more log to process
- Optimization - CLR points to the transaction's log record preceding the corresponding "do".
 - Splices out undone work
 - Avoids undoing undone work during abort
 - Avoids growing the log due to aborts during Restart



4/22/03

32

Restart Algorithm (rev 3)

- Starting with the last checkpoint, scan forward in the log.
 - Maintain list of active transactions (initialized to content of checkpoint record).
 - Redo an update record U for page P only if $LSN(P) < LSN(U)$.
 - After you're done scanning, abort all active transactions. Log undos while aborting. Log an abort record when you're done aborting.
- This style of record logging, logging undo's, and replaying history during restart was popularized in the ARIES algorithm by Mohan et al at IBM.

4/22/03

33

Analysis Pass

- Log flush record after a flush occurs (to avoid redo)
- To improve redo efficiency, pre-analyze the log
 - Requires accessing only the log, not the database
- Build a Dirty Page Table that contains list of dirty pages and oldestLSN that must be redone
 - Flush(P) says to delete P from Dirty Page Table
 - Include Dirty Page Table in checkpoint records
 - Start at checkpt record, scan forward building the table
- Also build list of active txns with lastLSN

4/22/03

34

Analysis Pass (cont'd)

- Start redo at oldest oldestLSN in Dirty Page Table
 - Then scan forward in the log, as usual
 - Only redo records that might need it, that is, $LSN(redo) \geq oldestLSN$, hence no later flush record
 - Also use Dirty Page Table to guide page prefetching
 - Prefetch pages in oldestLSN order in Dirty Page Table

4/22/03

35

Logging B-Tree Operations

- To split a page
 - log records deleted from the first page (for undo)
 - log records inserted to the second page (for redo)
 - they're the same records, so log them once!
- This doubles the amount of log used for inserts
 - log the inserted data when the record is first inserted
 - if a page has N records, log N/2 records, every time a page is split, which occurs once for every N/2 insertions

4/22/03

36

Shared Disk System

- Can cache a page in two processes that write-lock different records
- Only one process at a time can have write privilege
- Use a global lock manager
- When setting a write lock on P, may need to refresh the cached copy from disk (if another process recently updated it)
- Use version number on the page and in the lock
- When setting the lock, a process tells the lock manager its cached version number. After update, flush the page to server and increment version number in the lock.

37

User-level Optimizations

- If checkpoint frequency is controllable, then run some experiments
- Partition DB across more disks to reduce restart time (if Restart is multithreaded)
- Increase resources (e.g. cache) available to restart program.

38

4. Media Failures

- A media failure is the loss of some of stable storage.
- Most disks have MTBF over 10 years
- Still, if you have 10 disks ...
- So shadowed disks are important
 - Writes go to both copies. Handshake between Writes to avoid common failure modes (e.g. power failure)
 - Service each read from one copy
- To bring up a new shadow
 - Copy tracks from good disk to new disk, one at a time
 - A Write goes to both disks if the track has been copied
 - A read goes to the good disk, until the track is copied

39

RAID

- RAID - redundant array of inexpensive disks
 - Use an array of N disks in parallel
 - A stripe is an array of the i^{th} block from each disk
 - A stripe is partitioned as follows:

- Each stripe is one logical block, which can survive a single-disk failure.

40

Where to Use Disk Redundancy?

- Preferable for both the DB and log
- But at least for the log
 - In an undo algorithm, it's the only place that has certain before images
 - In a redo algorithm, it's the only place that has certain after images
- If you don't shadow the log, it's a single point of failure

41

Archiving

- An archive is a database snapshot used for media recovery.
 - Load the archive and redo the log
- To take an archive snapshot
 - write a start-archive record to the log
 - copy the DB to an archive medium
 - write an end-archive record to the log (or simply mark the archive as complete)
- So, the end-archive record says that all updates before the start-archive record are in the archive
- Can use the standard LSN-based Restart algorithm to recover an archive copy relative to the log.

42

Archiving (cont'd)

- To archive the log, use 2 pairs of shadowed disks. Dump one pair to archive (e.g. tape) while using the other pair for on-line logging. (I.e. ping-pong to avoid disk contention)
 - Optimization - only archive committed pages and purge undo information from log before archiving
- To do incremental archive, use an archive bit in each page.
 - Each page update sets the bit.
 - Archive only copies pages with the bit set, and clears it.
- To reduce media recovery time
 - rebuild archive from incremental copies
 - partition log to enable fast recovery of a few corrupted pages

42203

43