

Lecture 7

Instance-Based Learning

Preview

- k -Nearest Neighbor
- Other forms of IBL
- Collaborative filtering
- Second project

Instance-Based Learning

Key idea: Just store all training examples $\langle x_i, f(x_i) \rangle$

Nearest neighbor:

- Given query instance x_q , first locate nearest training example x_n , then estimate $\hat{f}(x_q) \leftarrow f(x_n)$

k -Nearest neighbor:

- Given x_q , take vote among its k nearest neighbors (if discrete-valued target function)
- Take mean of f values of k nearest neighbors (if real-valued)

$$\hat{f}(x_q) \leftarrow \frac{1}{k} \sum_{i=1}^k f(x_i)$$

Advantages and Disadvantages

Advantages:

- Training is very fast
- Learn complex target functions easily
- Don't lose information

Disadvantages:

- Slow at query time
- Lots of storage
- Easily fooled by irrelevant attributes

Distance Measures

• **Numeric features:**

– Euclidean, Manhattan, L^n -norm:

$$L^n(\mathbf{x}_1, \mathbf{x}_2) = \sqrt[n]{\sum_{i=1}^{\#\text{dim}} |\mathbf{x}_{1,i} - \mathbf{x}_{2,i}|^n}$$

– Normalized by: range, std. deviation

• **Symbolic features:**

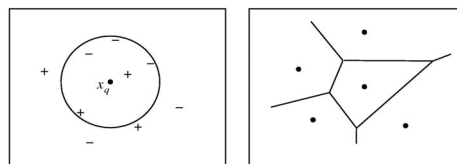
– Hamming/overlap

– Value difference measure (VDM):

$$\delta(\text{val}_i, \text{val}_j) = \sum_{h=1}^{\#\text{classes}} |P(c_h|\text{val}_i) - P(c_h|\text{val}_j)|^n$$

- **In general:** arbitrary, encode knowledge

Voronoi Diagram



S : Training set

Voronoi cell of $\mathbf{x} \in S$:

All points closer to \mathbf{x} than to any other instance in S

Region of class C :

Union of Voronoi cells of instances of C in S

Behavior in the Limit

$\epsilon^*(\mathbf{x})$: Error of optimal prediction
 $\epsilon_{NN}(\mathbf{x})$: Error of nearest neighbor

Theorem: $\lim_{n \rightarrow \infty} \epsilon_{NN} \leq 2\epsilon^*$

Proof sketch (2-class case):

$$\begin{aligned} \epsilon_{NN} &= p_+ p_{NN\epsilon_-} + p_- p_{NN\epsilon_+} \\ &= p_+(1 - p_{NN\epsilon_+}) + (1 - p_+)p_{NN\epsilon_+} \end{aligned}$$

$$\lim_{n \rightarrow \infty} p_{NN\epsilon_+} = p_+, \quad \lim_{n \rightarrow \infty} p_{NN\epsilon_-} = p_-$$

$$\lim_{n \rightarrow \infty} \epsilon_{NN} = p_+(1 - p_+) + (1 - p_+)p_+ = 2\epsilon^*(1 - \epsilon^*) \leq 2\epsilon^*$$

$\lim_{n \rightarrow \infty}$ (Nearest neighbor) = Gibbs classifier

Theorem: $\lim_{n \rightarrow \infty, k \rightarrow \infty, k/n \rightarrow 0} \epsilon_{kNN} = \epsilon^*$

Distance-Weighted k -NN

Might want to weight nearer neighbors more heavily ...

$$\hat{f}(x_q) \leftarrow \frac{\sum_{i=1}^k w_i f(x_i)}{\sum_{i=1}^k w_i}$$

where

$$w_i \equiv \frac{1}{d(x_q, x_i)^2}$$

and $d(x_q, x_i)$ is distance between x_q and x_i

Notice that now it makes sense to use *all* training examples instead of just k

Curse of Dimensionality

- Imagine instances described by 20 attributes, but only 2 are relevant to target function
- **Curse of dimensionality:**
 - Nearest neighbor is easily misled when hi-dim X
 - Easy problems in low-dim are hard in hi-dim
 - Low-dim intuitions don't apply in hi-dim
- **Examples:**
 - Normal distribution
 - Uniform distribution on hypercube
 - Points on hypergrid
 - Approximation of sphere by cube
 - Volume of hypersphere

Feature Selection

- **Filter approach:**
 - Pre-select features individually
 - E.g., by info gain
- **Wrapper approach:**
 - Run learner with different combinations of features
 - Forward selection
 - Backward elimination
 - Etc.

FORWARD_SELECTION(FS)

FS : Set of features used to describe examples

Let $SS = \emptyset$

Let $BestEval = 0$

Repeat

 Let $BestF = None$

 For each feature F in FS and not in SS

 Let $SS' = SS \cup \{F\}$

 If $Eval(SS') > BestEval$

 Then Let $BestF = F$

 Let $BestEval = Eval(SS')$

 If $BestF \neq None$

 Then Let $SS = SS \cup \{BestF\}$

Until $BestF = None$ or $SS = FS$

Return SS

BACKWARD_ELIMINATION(FS)

FS : Set of features used to describe examples

Let $SS = FS$

Let $BestEval = Eval(SS)$

Repeat

 Let $WorstF = None$.

 For each feature F in SS

 Let $SS' = SS - \{F\}$

 If $Eval(SS') \geq BestEval$

 Then Let $WorstF = F$

 Let $BestEval = Eval(SS')$

 If $WorstF \neq None$

 Then Let $SS = SS - \{WorstF\}$

Until $WorstF = None$ or $SS = \emptyset$

Return SS

Feature Weighting

- Stretch j th axis by weight z_j , where z_1, \dots, z_n chosen to minimize prediction error
- Use gradient descent to find weights z_1, \dots, z_n
- Setting z_j to zero eliminates this dimension altogether

Reducing Computational Cost

- Efficient retrieval: k -D trees (only work in low dimensions)
- Efficient similarity comparison:
 - Use cheap approx. to weed out most instances
 - Use expensive measure on remainder
- Form prototypes
- Edited k -NN:
 - Remove instances that don't affect frontier

Edited k -Nearest Neighbor

EDITED- k -NN(S)
 S : Set of instances
For each instance \mathbf{x} in S
 If \mathbf{x} is correctly classified by $S - \{\mathbf{x}\}$
 Remove \mathbf{x} from S
Return S

EDITED- k -NN(S)
 S : Set of instances
 $T = \emptyset$
For each instance \mathbf{x} in S
 If \mathbf{x} is **not** correctly classified by T
 Add \mathbf{x} to T
Return T

Overfitting Avoidance

- Set k by cross-validation
- Form prototypes
- Remove noisy instances
 - E.g., remove \mathbf{x} if all of \mathbf{x} 's k nearest neighbors are of another class

Locally Weighted Regression

k -NN forms local approx. to f for each query point x_q

Why not form an explicit approximation $\hat{f}(x)$ for region surrounding x_q ?

- Fit linear function to k nearest neighbors
- Fit quadratic, ...
- Produces "piecewise approximation" to f

Several choices of error to minimize:

- Squared error over k nearest neighbors

$$E_1(x_q) \equiv \sum_{x \in kNN(x_q)} (f(x) - \hat{f}(x))^2$$

- Distance-weighted squared error over all neighbors

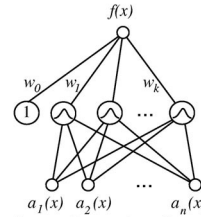
$$E_2(x_q) \equiv \sum_{x \in D} (f(x) - \hat{f}(x))^2 K(d(x_q, x))$$

- ...

Radial Basis Function Networks

- Global approximation to target function, in terms of linear combination of local approximations
- Used, e.g., for image classification
- A different kind of neural network
- Closely related to distance-weighted regression, but “eager” instead of “lazy”

Radial Basis Function Networks



where $a_i(x)$ are the attributes describing instance x , and

$$f(x) = w_0 + \sum_{u=1}^k w_u K_u(d(x_u, x))$$

Common choice for K_u : $K_u(d(x_u, x)) = e^{-\frac{1}{2\sigma_u^2} d^2(x_u, x)}$

Training Radial Basis Function Networks

Q1: What x_u to use for each kernel function $K_u(d(x_u, x))$

- Scatter uniformly throughout instance space
- Use training instances (reflects distribution)
- Cluster instances and use centroids

Q2: How to train weights (assume here Gaussian K_u)

- First choose variance (and perhaps mean) for each K_u
 - E.g., use EM
- Then hold K_u fixed, and train linear output layer
 - Efficient methods to fit linear function
- Or use backpropagation

Case-Based Reasoning

Can apply instance-based learning even when $X \neq \mathbb{R}^n$
 → Need different “distance” measure

Case-based reasoning is instance-based learning applied to instances with symbolic logic descriptions

Widely used for answering help-desk queries

```
((user-complaint error53-on-shutdown)
(cpu-model PentiumIII)
(operating-system Windows2000)
(network-connection Ethernet)
(memory 128MB)
(installed-applications Office PhotoShop VirusScan)
(disk 10GB)
(likely-cause ???))
```

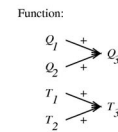
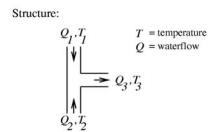
Case-Based Reasoning in CADET

CADET: Database of mechanical devices

- Each training example: (qualitative function, mechanical structure)
- New query: desired function
- Target value: mechanical structure for this function

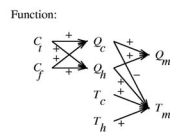
Distance measure: match qualitative function descriptions

A stored case: T-junction pipe



A problem specification: Water faucet

Structure:
 ?



Case-Based Reasoning in CADET

- Instances represented by rich structural descriptions
- Multiple cases retrieved (and combined) to form solution to new problem
- Tight coupling between case retrieval and problem solving

Lazy vs. Eager Learning

Lazy: Wait for query before generalizing

- k -nearest neighbor, case-based reasoning

Eager: Generalize before seeing query

- ID3, FOIL, Naive Bayes, neural networks, ...

Does it matter?

- Eager learner must create global approximation
- Lazy learner can create many local approximations
- If they use same H , lazy can represent more complex functions (e.g., consider $H =$ linear functions)

Collaborative Filtering

(AKA Recommender Systems)

- **Problem:**
Predict whether someone will like a Web page, newsgroup posting, movie, book, CD, etc.
- **Previous approach:**
Look at content
- **Collaborative filtering:**
 - Look at what similar users liked
 - Similar users = Similar likes & dislikes

Collaborative Filtering

- Represent each user by vector of ratings
- Two types:
 - Yes/No
 - Explicit ratings (e.g., 0 - * * * * *)
- Predict rating:

$$\hat{R}_{ik} = \bar{R}_i + \alpha \sum_{x_j \in N_i} W_{ij} (R_{jk} - \bar{R}_j)$$

- Similarity (Pearson coefficient):

$$W_{ij} = \frac{\sum_k (R_{ik} - \bar{R}_i)(R_{jk} - \bar{R}_j)}{\sqrt{\sum_k (R_{ik} - \bar{R}_i)^2 (R_{jk} - \bar{R}_j)^2}}$$

Fine Points

- Primitive version:

$$\hat{R}_{ik} = \alpha \sum_{x_j \in N_i} W_{ij} R_{jk}$$

- $\alpha = (\sum |W_{ij}|)^{-1}$
- N_i can be whole database, or only k nearest neighbors
- R_{jk} = Rating of user j on item k
- \bar{R}_j = Average of all of user j 's ratings
- Summation in Pearson coefficient is over all items rated by *both* users
- In principle, any prediction method can be used for collaborative filtering

Example

	R_1	R_2	R_3	R_4	R_5	R_6
Alice	2	-	4	4	-	5
Bob	1	5	4	-	3	4
Chris	5	2	-	2	1	-
Diana	3	-	2	2	-	4

Second Project

- Implement collaborative filtering system
- Apply to EachMovie database (reduced version)
 - ~ 500 movies
 - ~ 5000 users
 - ~ 750,000 votes
- Improve and compare
 - Training and test databases
 - For each user in test database:
 - Predict rating for random movie
 - and compare with actual rating

Instance-Based Learning: Summary

- k -Nearest Neighbor
- Other forms of IBL
- Collaborative filtering
- Second project