


CSE 573 PMP: Artificial Intelligence

Hanna Hajishirzi
Reinforcement Learning


slides adapted from
Dan Klein, Pieter Abbeel ai.berkeley.edu
And Dan Weld, Luke Zettlemoyer



Reinforcement Learning

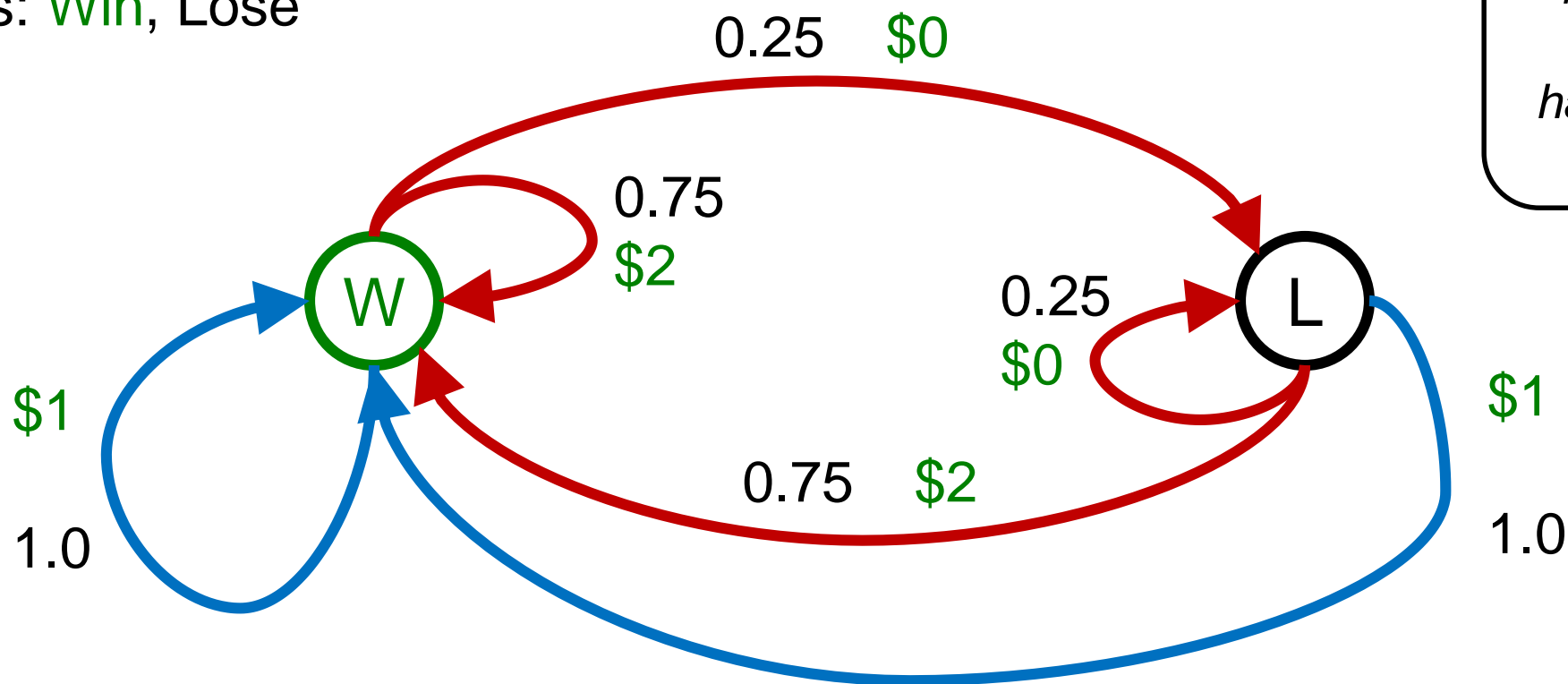


Double Bandits



Double-Bandit MDP

- Actions: *Blue, Red*
- States: *Win, Lose*



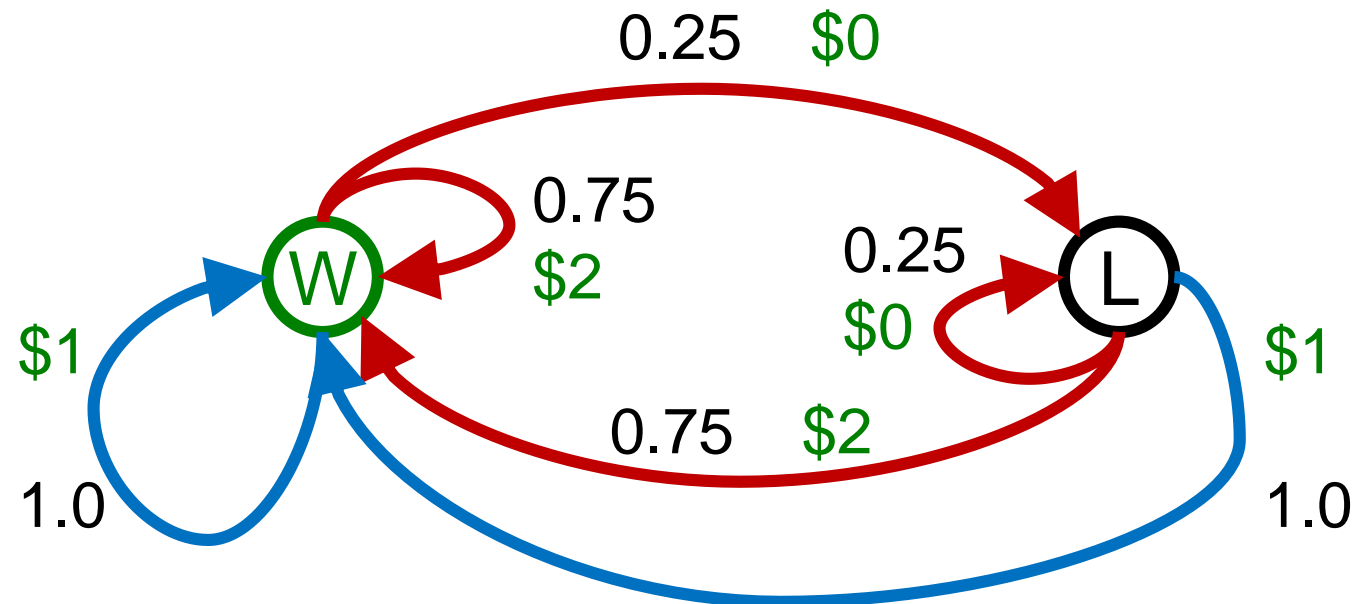
*No discount
10 time steps
Both states
have the same
value*

Offline Planning


- Solving MDPs is offline planning
 - You determine all quantities through computation
 - You need to know the details of the MDP
 - You do not actually play the game!

*No discount
10 time steps*

	Value
Play Red	15
Play Blue	10



Let's Play!

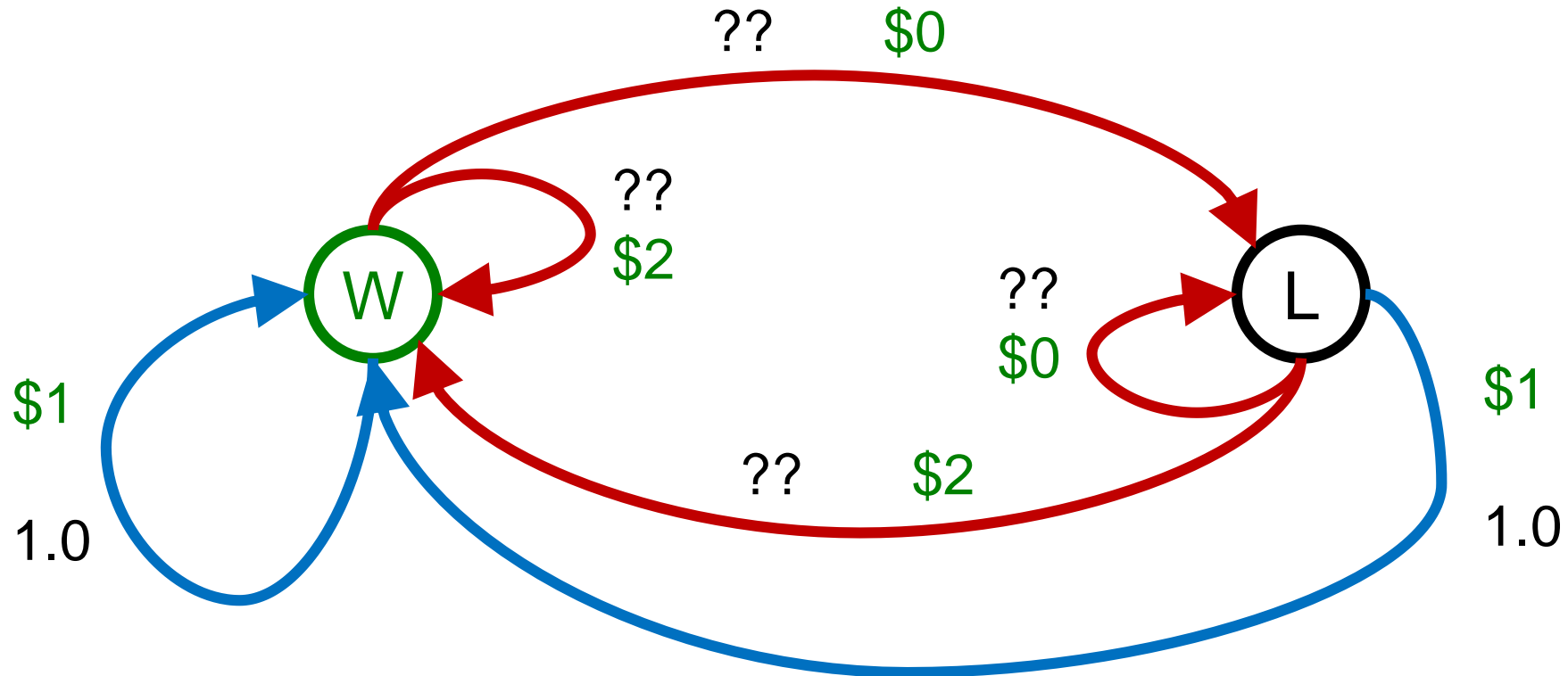


\$2 \$2 \$0 \$2 \$2


\$2 \$2 \$0 \$0 \$0

Online Planning

- Rules changed! Red's win chance is different.



Let's Play!



\$0 \$0 \$2 \$0

\$0 \$2 \$2 \$0 \$0

\$0

What Just Happened?

- That wasn't planning, it was learning!
 - Specifically, reinforcement learning
 - There was an MDP, but you couldn't solve it with just computation
 - You needed to actually act to figure it out
- Important ideas in reinforcement learning that came up
 - Exploration: you have to try unknown actions to get information
 - Exploitation: eventually, you have to use what you know
 - Regret: even if you learn intelligently, you make mistakes
 - Sampling: because of chance, you have to try things repeatedly
 - Difficulty: learning can be much harder than solving a known MDP

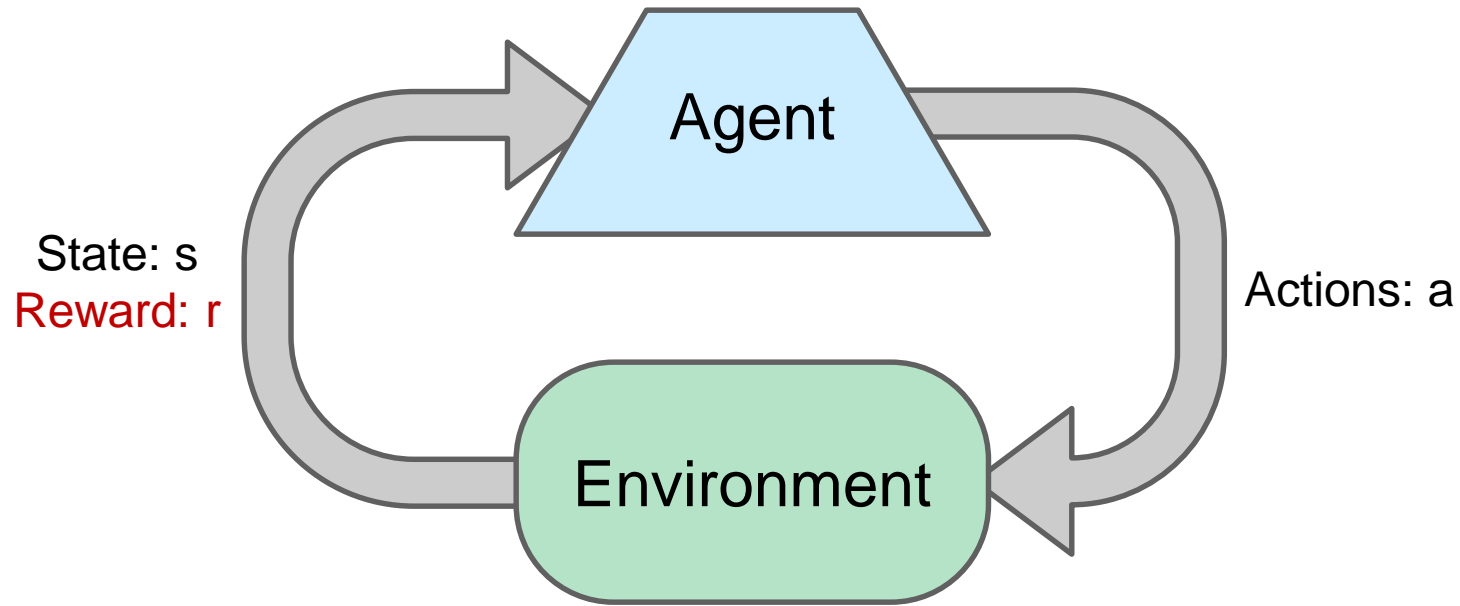


Reinforcement Learning

- Still assume a Markov decision process (MDP):
 - A **set of states** $s \in S$
 - A **set of actions** (per state) A
 - A **model** $T(s,a,s')$
 - A **reward function** $R(s,a,s')$
- Still looking for a policy $\pi(s)$
- New twist: **don't know T or R**
 - I.e. we don't know which states are good or what the actions do
 - Must actually try actions and states out to learn



Reinforcement Learning



- Basic idea:
 - Receive feedback in the form of **rewards**
 - Agent's utility is defined by the reward function
 - Must (learn to) act so as to **maximize expected rewards**
 - All learning is based on observed samples of outcomes!

Example: Learning to Walk



Initial



A Learning Trial



After Learning [1K Trials]

Example: Toddler Robot

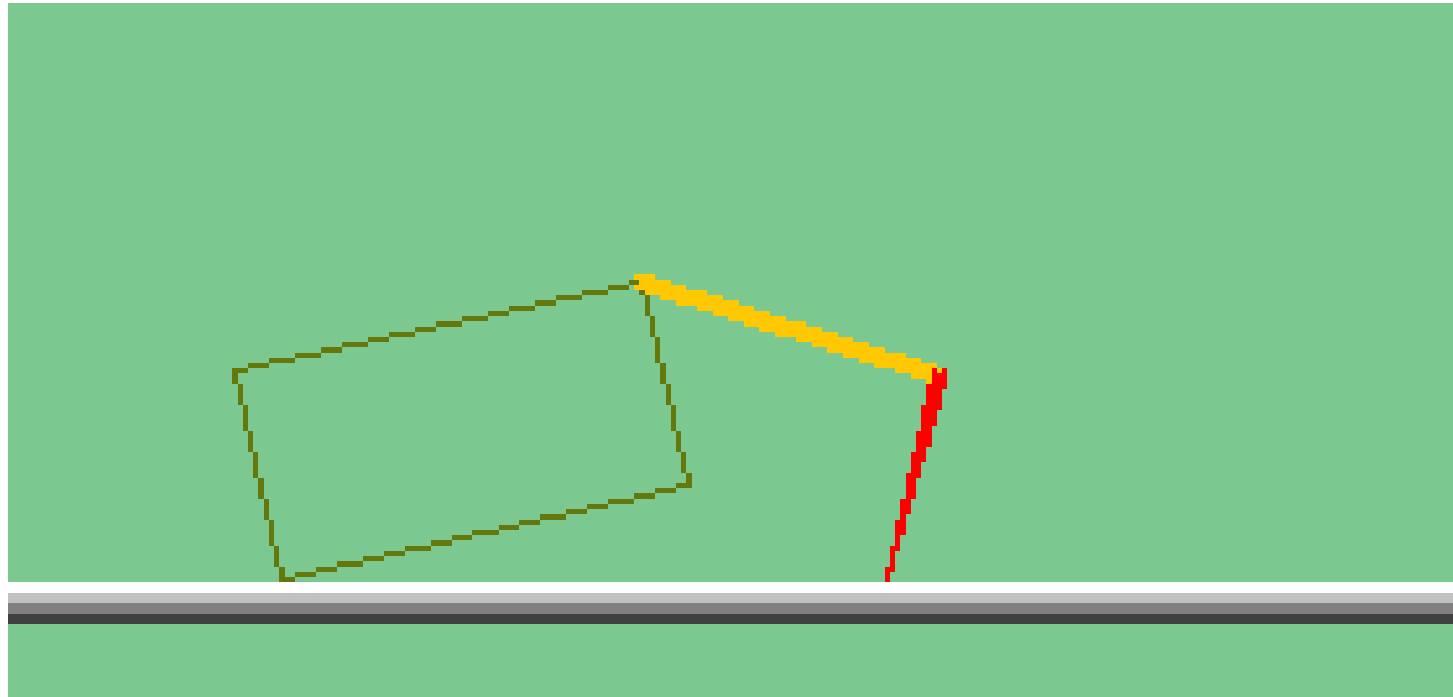


Robotics Rubik Cube


- <https://www.youtube.com/watch?v=x4O8pojMF0w>



The Crawler!



Video of Demo Crawler Bot




Reinforcement Learning

- Still assume a Markov decision process (MDP):
 - A **set of states** $s \in S$
 - A **set of actions** (per state) A
 - A **model** $T(s,a,s')$
 - A **reward function** $R(s,a,s')$
- Still looking for a policy $\pi(s)$
- New twist: **don't know T or R**
 - I.e. we don't know which states are good or what the actions do
 - Must actually try actions and states out to learn



Offline (MDPs) vs. Online (RL)




Offline Solution



Online Learning

Model-Based Learning



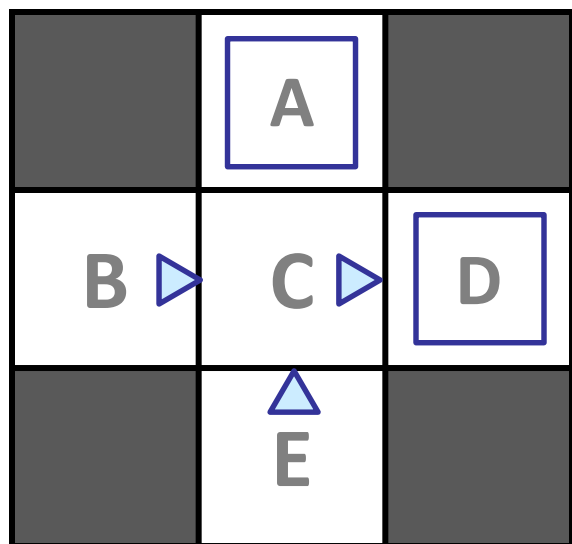
Model-Based Learning

- Model-Based Idea:
 - Learn an approximate model based on experiences
 - Solve for values as if the learned model were correct
- Step 1: Learn empirical MDP model
 - Count outcomes s' for each s, a
 - Normalize to give an estimate $\hat{T}(s, a, s')$
 - Discover each $\hat{R}(s, a, s')$ when we experience (s, a, s')
- Step 2: Solve the learned MDP
 - For example, use value iteration, as before



Example: Model-Based Learning

Input Policy π



Assume: $\gamma = 1$

Observed Episodes (Training)

Episode 1

B, east, C, -1
C, east, D, -1
D, exit, x, +10

Episode 2

B, east, C, -1
C, east, D, -1
D, exit, x, +10

Episode 3

E, north, C, -1
C, east, D, -1
D, exit, x, +10

Episode 4

E, north, C, -1
C, east, A, -1
A, exit, x, -10

Learned Model


$\hat{T}(s, a, s')$

T(B, east, C) = 1.00
T(C, east, D) = 0.75
T(C, east, A) = 0.25
...

$\hat{R}(s, a, s')$


R(B, east, C) = -1
R(C, east, D) = -1
R(D, exit, x) = +10
...

Model-Free Learning



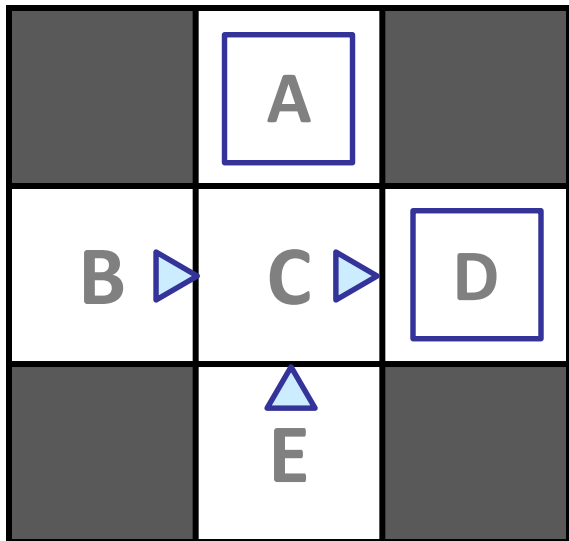
Direct Evaluation

- Goal: Compute values for each state under π
- Idea: Average together observed sample values
 - Act according to π
 - Every time you visit a state, write down what the sum of discounted rewards turned out to be
 - Average those samples
- This is called direct evaluation



Example: Direct Evaluation

Input Policy π



Assume: $\gamma = 1$

Observed Episodes (Training)

Episode 1

B, east, C, -1
C, east, D, -1
D, exit, x, +10

Episode 2

B, east, C, -1
C, east, D, -1
D, exit, x, +10

Episode 3

E, north, C, -1
C, east, D, -1
D, exit, x, +10

Episode 4

E, north, C, -1
C, east, A, -1
A, exit, x, -10

Output Values

	-10 A	
+8 B	+4 C	+10 D
	-2 E	

If B and E both go to C under this policy, how can their values be different?

Problems with Direct Evaluation

- What's good about direct evaluation?
 - It's easy to understand
 - It doesn't require any knowledge of T , R
 - It eventually computes the correct average values, using just sample transitions
- What bad about it?
 - It wastes information about state connections
 - Each state must be learned separately
 - So, it takes a long time to learn


Output Values

	-10 A	
+8 B	+4 C	+10 D
	-2 E	

If B and E both go to C under this policy, how can their values be different?

Passive Reinforcement Learning

- Simplified task: policy evaluation
 - Input: a fixed policy $\pi(s)$
 - You don't know the transitions $T(s,a,s')$
 - You don't know the rewards $R(s,a,s')$
 - **Goal: learn the state values**
- In this case:
 - Learner is “along for the ride”
 - No choice about what actions to take
 - Just execute the policy and learn from experience
 - This is NOT offline planning! You actually take actions in the world.



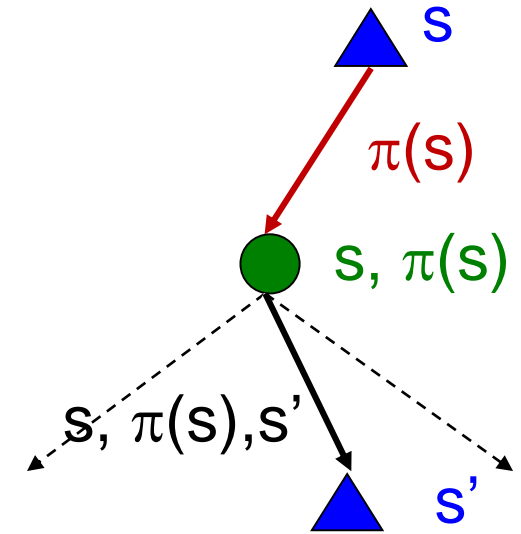
Why Not Use Policy Evaluation?

- Simplified Bellman updates calculate V for a fixed policy:
 - Each round, replace V with a one-step-look-ahead layer over V

$$V_0^\pi(s) = 0$$

$$V_{k+1}^\pi(s) \leftarrow \sum_{s'} T(s, \pi(s), s') [R(s, \pi(s), s') + \gamma V_k^\pi(s')]$$

- This approach fully exploited the connections between the states
 - Unfortunately, we need T and R to do it!
- Key question: how can we do this update to V without knowing T and R ?
 - In other words, how to we take a weighted average without knowing the weights?



Sample-Based Policy Evaluation?

- We want to improve our estimate of V by computing these averages:

$$V_{k+1}^{\pi}(s) \leftarrow \sum_{s'} T(s, \pi(s), s') [R(s, \pi(s), s') + \gamma V_k^{\pi}(s')]$$

- Idea: Take samples of outcomes s' (by doing the action!) and average

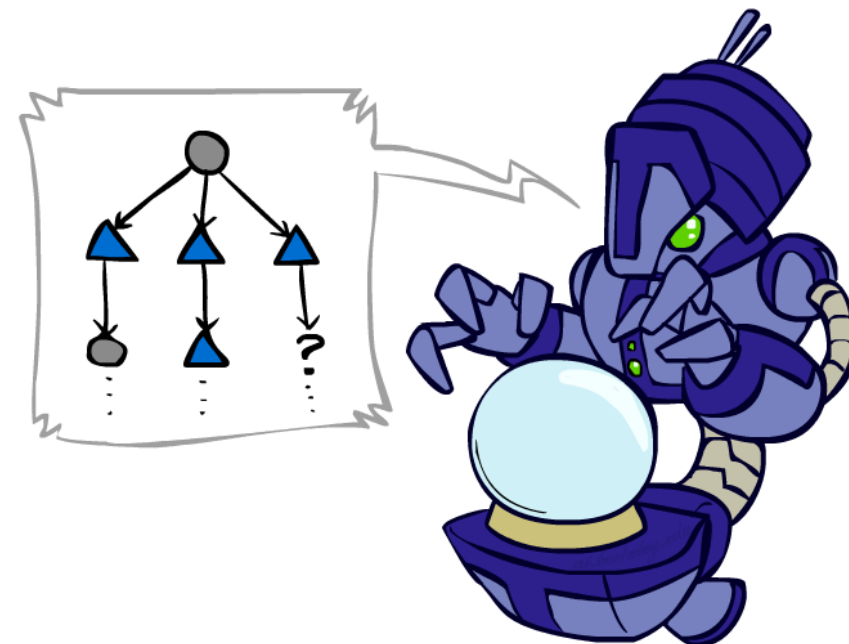
$$\text{sample}_1 = R(s, \pi(s), s'_1) + \gamma V_k^{\pi}(s'_1)$$

$$\text{sample}_2 = R(s, \pi(s), s'_2) + \gamma V_k^{\pi}(s'_2)$$

...

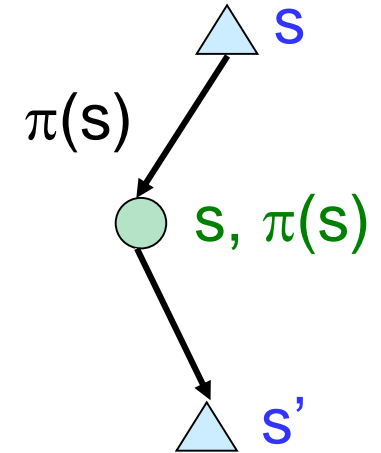
$$\text{sample}_n = R(s, \pi(s), s'_n) + \gamma V_k^{\pi}(s'_n)$$

$$V_{k+1}^{\pi}(s) \leftarrow \frac{1}{n} \sum_i \text{sample}_i$$



Temporal Difference Learning

- Big idea: learn from every experience!
 - Update $V(s)$ each time we experience a transition (s, a, s', r)
 - Likely outcomes s' will contribute updates more often
- Temporal difference learning of values
 - Policy still fixed, still doing evaluation!
 - Move values toward value of whatever successor occurs: running average



Sample of $V(s)$: $sample = R(s, \pi(s), s') + \gamma V^\pi(s')$

Update to $V(s)$: $V^\pi(s) \leftarrow (1 - \alpha)V^\pi(s) + (\alpha)sample$

Same update: $V^\pi(s) \leftarrow V^\pi(s) + \alpha(sample - V^\pi(s))$

Exponential Moving Average

- Exponential moving average
 - The running interpolation update: $\bar{x}_n = (1 - \alpha) \cdot \bar{x}_{n-1} + \alpha \cdot x_n$
 - Makes recent samples more important
 - Forgets about the past (distant past values were wrong anyway)
- Decreasing learning rate (alpha) can give converging averages

Example: Temporal Difference Learning

States

	A	
B	C	D
	E	

Assume: $\gamma = 1$, $\alpha = 1/2$

Observed Transitions

B, east, C, -2

C, east, D, -2

	0	
0	0	8
	0	

	0	
-1	0	8
	0	

	0	
-1	3	8
	0	

$$V^\pi(s) \leftarrow (1 - \alpha)V^\pi(s) + \alpha [R(s, \pi(s), s') + \gamma V^\pi(s')]$$

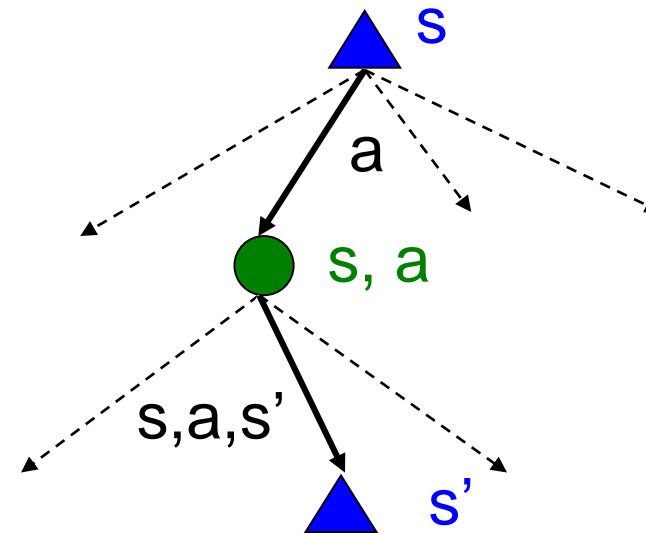
Problems with TD Value Learning

- TD value learning is a model-free way to do policy evaluation, mimicking Bellman updates with running sample averages
- However, if we want to turn values into a (new) policy, we're sunk:



$$\pi(s) = \arg \max_a Q(s, a)$$

$$Q(s, a) = \sum_{s'} T(s, a, s') [R(s, a, s') + \gamma V(s')]$$

- Idea: learn Q-values, not values
- Makes action selection model-free too!




Active Reinforcement Learning



Active Reinforcement Learning

- Full reinforcement learning: optimal policies (like value iteration)
 - You don't know the transitions $T(s,a,s')$
 - You don't know the rewards $R(s,a,s')$
 - You choose the actions now
 - **Goal: learn the optimal policy / values**
- In this case:
 - Learner makes choices!
 - Fundamental tradeoff: exploration vs. exploitation
 - This is NOT offline planning! You actually take actions in the world and find out what happens...



Detour: Q-Value Iteration

- Value iteration: find successive (depth-limited) values
 - Start with $V_0(s) = 0$, which we know is right
 - Given V_k , calculate the depth $k+1$ values for all states:

$$V_{k+1}(s) \leftarrow \max_a \sum_{s'} T(s, a, s') [R(s, a, s') + \gamma V_k(s')]$$

- But Q-values are more useful, so compute them instead
 - Start with $Q_0(s,a) = 0$, which we know is right
 - Given Q_k , calculate the depth $k+1$ q-values for all q-states:

$$Q_{k+1}(s, a) \leftarrow \sum_{s'} T(s, a, s') [R(s, a, s') + \gamma \max_{a'} Q_k(s', a')]$$

Q-Learning

- Q-Learning: sample-based Q-value iteration

$$Q_{k+1}(s, a) \leftarrow \sum_{s'} T(s, a, s') \left[R(s, a, s') + \gamma \max_{a'} Q_k(s', a') \right]$$

- Learn $Q(s,a)$ values as you go

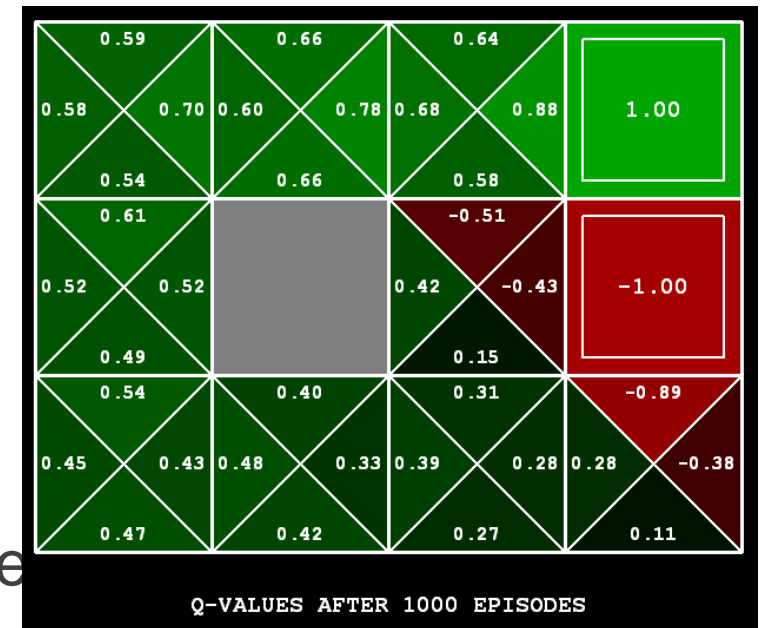
- Receive a sample (s,a,s',r)
- Consider your old estimate $Q(s, a)$
- Consider your new sample estimate:

$$sample = R(s, a, s') + \gamma \max_{a'} Q(s', a')$$

no longer policy evaluation!

- Incorporate the new estimate into a running average

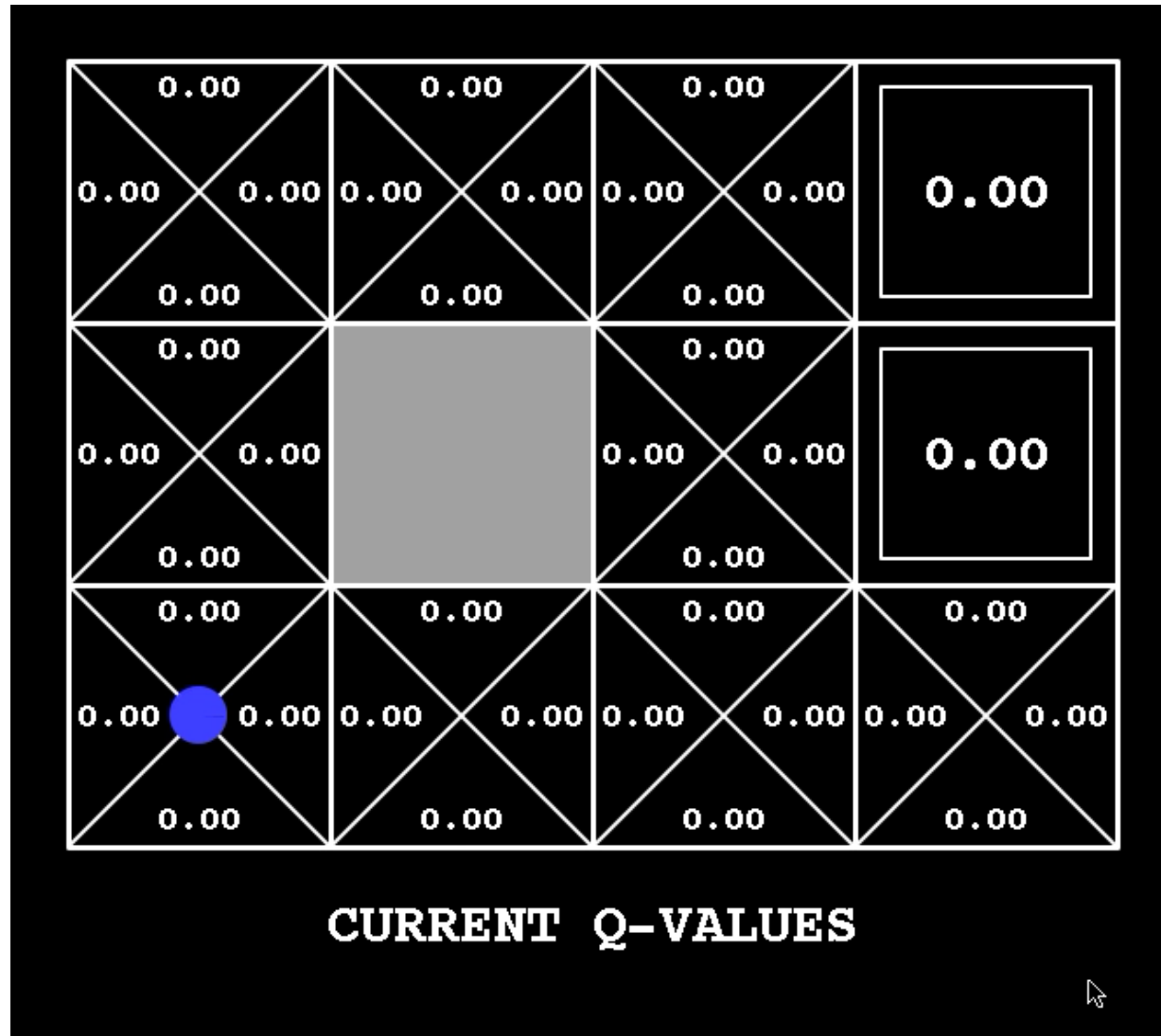
$$Q(s, a) \leftarrow (1 - \alpha)Q(s, a) + (\alpha) [sample]$$




[Demo: Q-learning – gridworld (L10D2)]

[Demo: Q-learning – crawler (L10D3)]


Q-Learning Demo



Video of Demo Q-Learning -- Gridworld




Video of Demo Q-Learning -- Crawler



Q-Learning:

act according to current optimal (and also explore...)

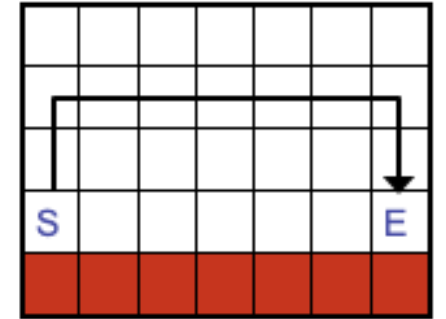
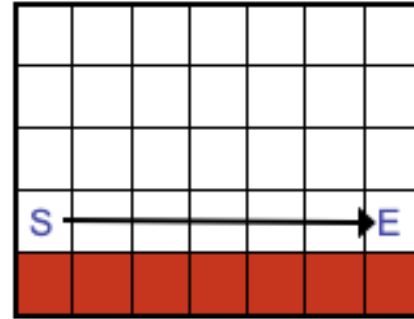
- Full reinforcement learning: optimal policies (like value iteration)
 - You don't know the transitions $T(s,a,s')$
 - You don't know the rewards $R(s,a,s')$
 - You choose the actions now
 - **Goal: learn the optimal policy / values**
- In this case:
 - Learner makes choices!
 - Fundamental tradeoff: exploration vs. exploitation
 - This is NOT offline planning! You actually take actions in the world and find out what happens...



Q-Learning Properties


- Amazing result: Q-learning converges to optimal policy -- even if you're acting suboptimally!

- This is called **off-policy learning**



- Caveats:

- You have to explore enough
- You have to eventually make the learning rate small enough
- ... but not decrease it too quickly
- Basically, in the limit, it doesn't matter how you select actions



Discussion: Model-Based vs Model-Free RL

- Model-Based vs. Model Free
- Active vs. Passive

Recap: Reinforcement Learning

- Still assume a Markov decision process (MDP):
 - A **set of states** $s \in S$
 - A **set of actions** (per state) A
 - A **model** $T(s,a,s')$
 - A **reward function** $R(s,a,s')$
- Still looking for a policy $\pi(s)$
- New twist: **don't know T or R**
 - I.e. we don't know which states are good or what the actions do
 - Must actually try actions and states out to learn
- Big Idea: Compute all averages over T using sample outcomes



The Story So Far: MDPs and RL

Known MDP: Offline Solution

Goal

Compute V^* , Q^* , π^*

Evaluate a fixed policy π

Technique

Value / policy iteration

Policy evaluation

Unknown MDP: Model-Based

Goal

Compute V^* , Q^* , π^*

Evaluate a fixed policy π

Technique

VI/PI on approx. MDP

PE on approx. MDP

Unknown MDP: Model-Free

Goal

Compute V^* , Q^* , π^*

Evaluate a fixed policy π


Technique

Q-learning

Value Learning

Model-Free Learning

- act according to current optimal (based on Q-Values)
- but also explore...



Q-Learning

- Q-Learning: sample-based Q-value iteration

$$Q_{k+1}(s, a) \leftarrow \sum_{s'} T(s, a, s') \left[R(s, a, s') + \gamma \max_{a'} Q_k(s', a') \right]$$

- Learn $Q(s,a)$ values as you go

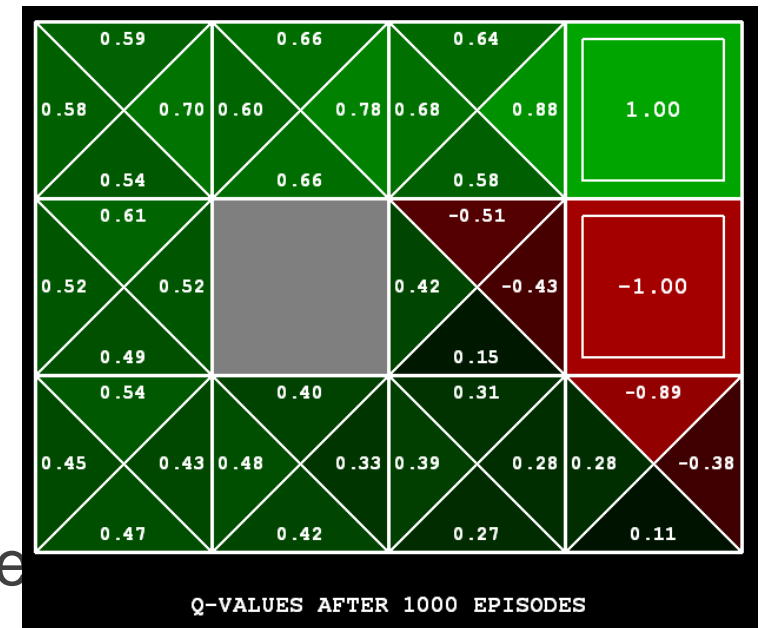
- Receive a sample (s,a,s',r)
- Consider your old estimate $Q(s, a)$
- Consider your new sample estimate:

$$sample = R(s, a, s') + \gamma \max_{a'} Q(s', a')$$

no longer policy evaluation!

- Incorporate the new estimate into a running average


$$Q(s, a) \leftarrow (1 - \alpha)Q(s, a) + (\alpha) [sample]$$



Q-Learning:

act according to current optimal (and also explore...)

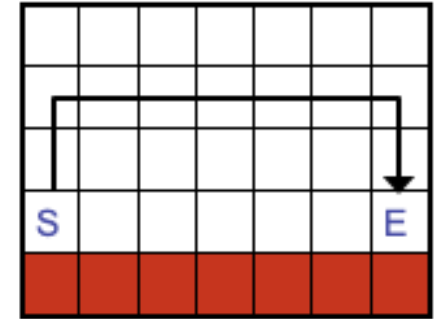
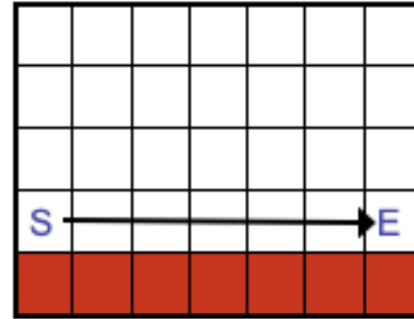
- Full reinforcement learning: optimal policies (like value iteration)
 - You don't know the transitions $T(s,a,s')$
 - You don't know the rewards $R(s,a,s')$
 - You choose the actions now
 - **Goal: learn the optimal policy / values**
- In this case:
 - Learner makes choices!
 - Fundamental tradeoff: exploration vs. exploitation
 - This is NOT offline planning! You actually take actions in the world and find out what happens...



Q-Learning Properties


- Amazing result: Q-learning converges to optimal policy -- even if you're acting suboptimally!

- This is called **off-policy learning**




- Caveats:

- You have to explore enough
- You have to eventually make the learning rate small enough
- ... but not decrease it too quickly
- Basically, in the limit, it doesn't matter how you select actions



Exploration vs. Exploitation



How to Explore?

- Several schemes for forcing exploration
 - Simplest: random actions (ϵ -greedy)
 - Every time step, flip a coin
 - With (small) probability ϵ , act randomly
 - With (large) probability $1-\epsilon$, act on current policy
 - Problems with random actions?
 - You do eventually explore the space, but keep thrashing around once learning is done
 - One solution: lower ϵ over time
 - Another solution: exploration functions



Exploration Functions

- When to explore?
 - Random actions: explore a fixed amount
 - Better idea: explore areas whose badness is not (yet) established, eventually stop exploring



- Exploration function

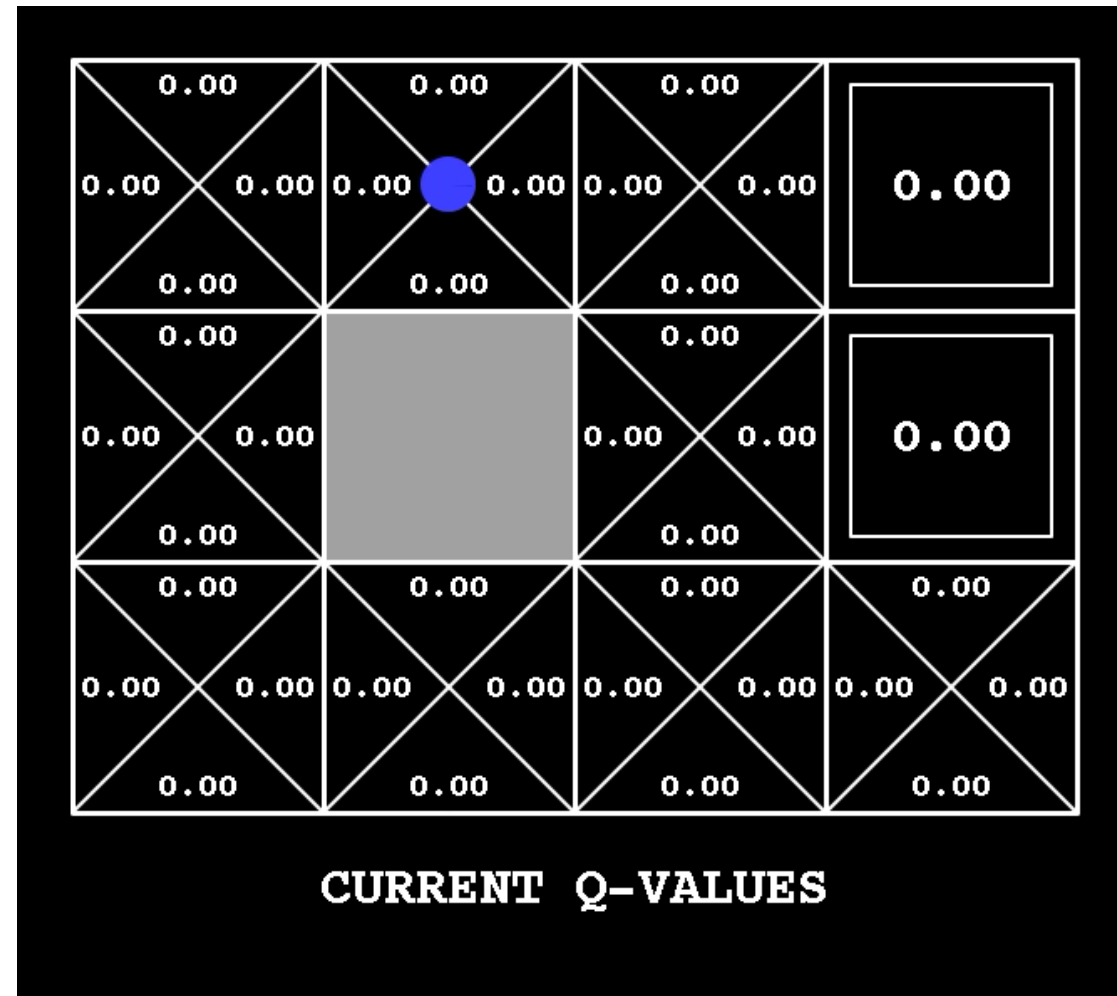
- Takes a value estimate u and a visit count n , and returns an optimistic utility, e.g. $f(u, n) = u + k/n$

Regular Q-Update: $Q(s, a) \leftarrow_{\alpha} R(s, a, s') + \gamma \max_{a'} Q(s', a')$


Modified Q-Update: $Q(s, a) \leftarrow_{\alpha} R(s, a, s') + \gamma \max_{a'} f(Q(s', a'), N(s', a'))$

- Note: this propagates the “bonus” back to states that lead to unknown states as well!


Q-Learn Epsilon Greedy



Video of Demo Q-learning – Epsilon-Greedy – Crawler




Video of Demo Q-learning – Exploration Function – Crawler

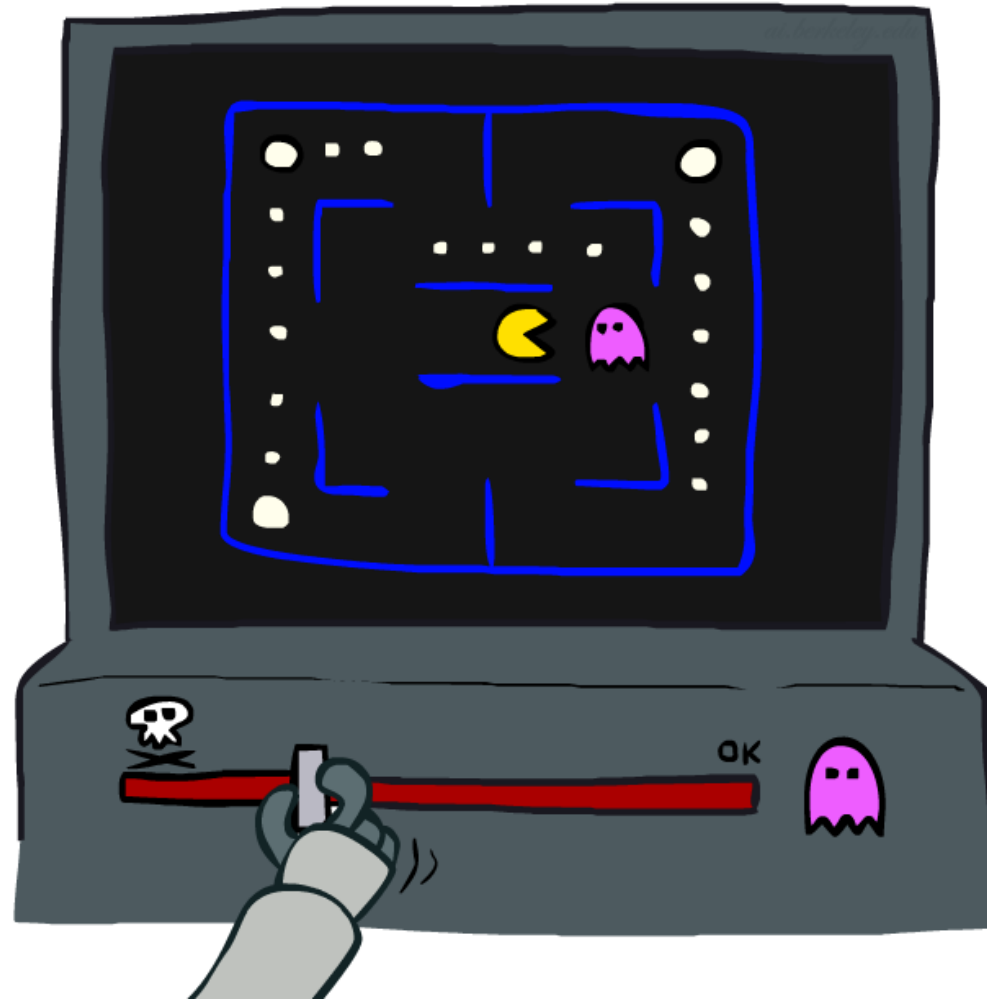


Regret

- Even if you learn the optimal policy you still make mistakes along the way!
- Regret is a measure of your total mistake cost: the difference between your (expected) rewards and optimal (expected) rewards
- Minimizing regret goes beyond learning to be optimal – it requires optimally learning to be optimal
- Example: random exploration and exploration functions both end up optimal, but random exploration has higher regret





Approximate Q-Learning




Generalizing Across States


- Basic Q-Learning keeps a table of all q-values
- In realistic situations, we cannot possibly learn about every single state!
 - Too many states to visit them all in training
 - Too many states to hold the q-tables in memory
- Instead, we want to generalize:
 - Learn about some small number of training states from experience
 - Generalize that experience to new, similar situations
 - This is a fundamental idea in machine learning, and we'll see it over and over again




Video of Demo Q-Learning Pacman – Tiny – Watch All



Video of Demo Q-Learning Pacman – Tiny – Silent Train




Video of Demo Q-Learning Pacman – Tricky – Watch All




Example: Pacman


Let's say we discover through experience that this state is bad:



In naïve q-learning, we know nothing about this state:




Or even this one!



Feature-Based Representations

- Solution: describe a state using a vector of features (properties)
 - Features are functions from states to real numbers (often 0/1) that capture important properties of the state
 - Example features:
 - Distance to closest ghost
 - Distance to closest dot
 - Number of ghosts
 - $1 / (\text{dist to dot})^2$
 - Is Pacman in a tunnel? (0/1)
 - etc.
 - Is it the exact state on this slide?
 - Can also describe a q-state (s, a) with features (e.g. action moves closer to food)



Linear Value Functions

- Using a feature representation, we can write a q function (or value function) for any state using a few weights:

$$V(s) = w_1 f_1(s) + w_2 f_2(s) + \dots + w_n f_n(s)$$

$$Q(s, a) = w_1 f_1(s, a) + w_2 f_2(s, a) + \dots + w_n f_n(s, a)$$

- Advantage: our experience is summed up in a few powerful numbers
- Disadvantage: states may share features but actually be very different in value!

Approximate Q-Learning

$$Q(s, a) = w_1 f_1(s, a) + w_2 f_2(s, a) + \dots + w_n f_n(s, a)$$

- Q-learning with linear Q-functions:

transition = (s, a, r, s')

difference = $\left[r + \gamma \max_{a'} Q(s', a') \right] - Q(s, a)$

$Q(s, a) \leftarrow Q(s, a) + \alpha [\text{difference}]$

$w_i \leftarrow w_i + \alpha [\text{difference}] f_i(s, a)$

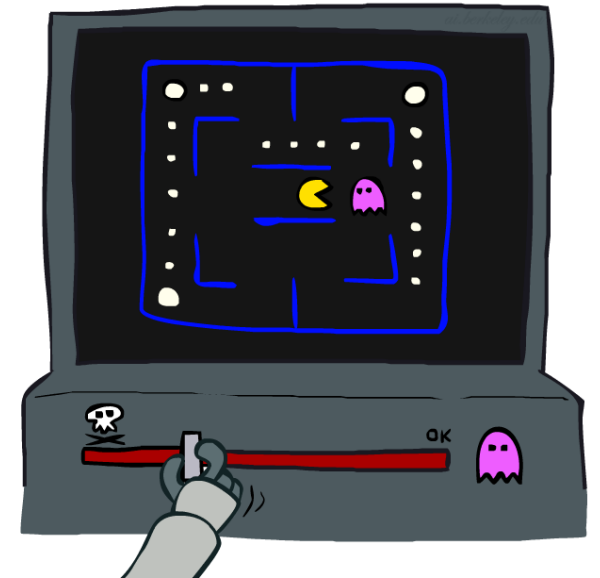
Exact Q's

Approximate Q's

- Intuitive interpretation:

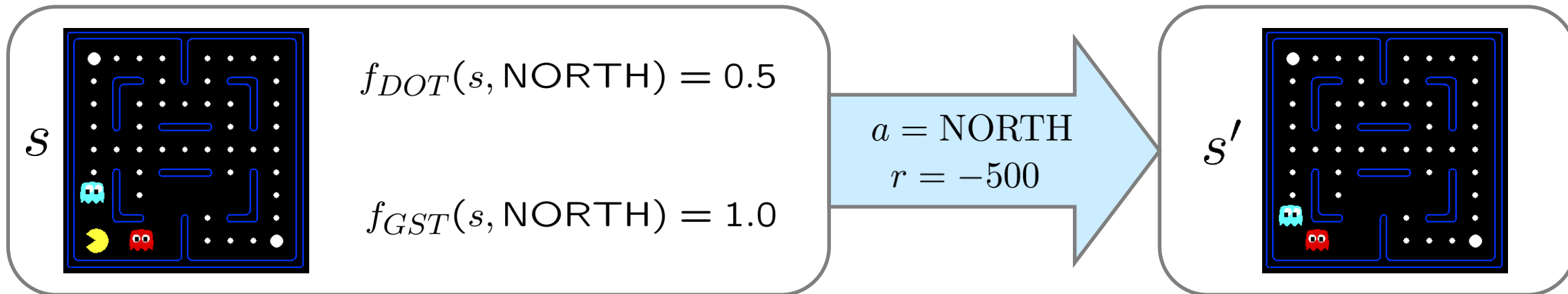
- Adjust weights of active features
- E.g., if something unexpectedly bad happens, blame the features that were on: disprefer all states with that state's features

- Formal justification: online least squares



Example: Q-Pacman

$$Q(s, a) = 4.0 f_{DOT}(s, a) - 1.0 f_{GST}(s, a)$$



$$Q(s, \text{NORTH}) = +1$$

$$r + \gamma \max_{a'} Q(s', a') = -500 + 0$$

$$Q(s', \cdot) = 0$$

difference = -501




$$w_{DOT} \leftarrow 4.0 + \alpha [-501] 0.5$$

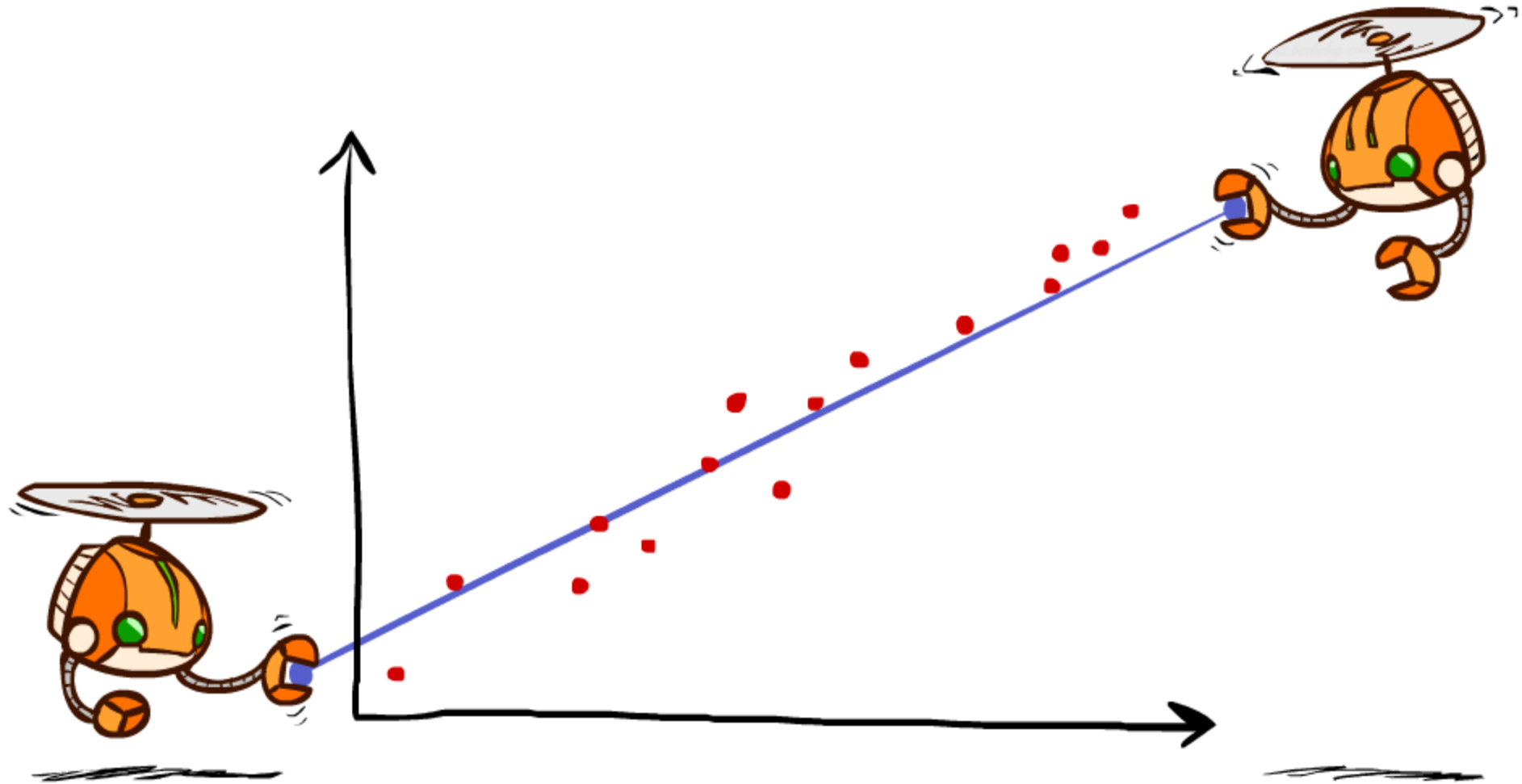
$$w_{GST} \leftarrow -1.0 + \alpha [-501] 1.0$$

$$Q(s, a) = 3.0 f_{DOT}(s, a) - 3.0 f_{GST}(s, a)$$

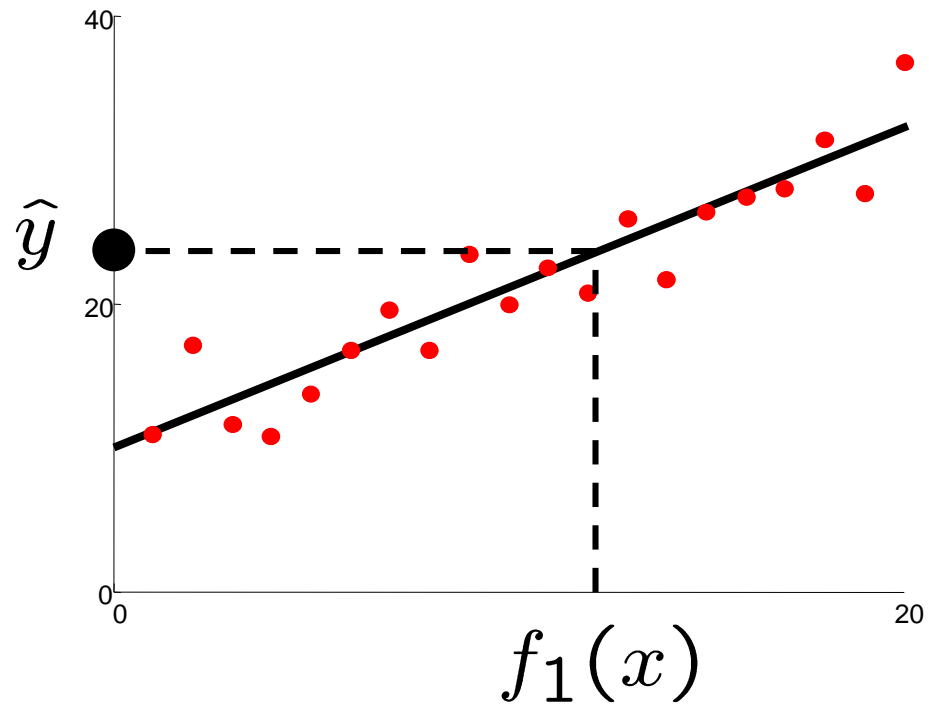
Video of Demo Approximate Q-Learning -- Pacman



Q-Learning and Least Squares

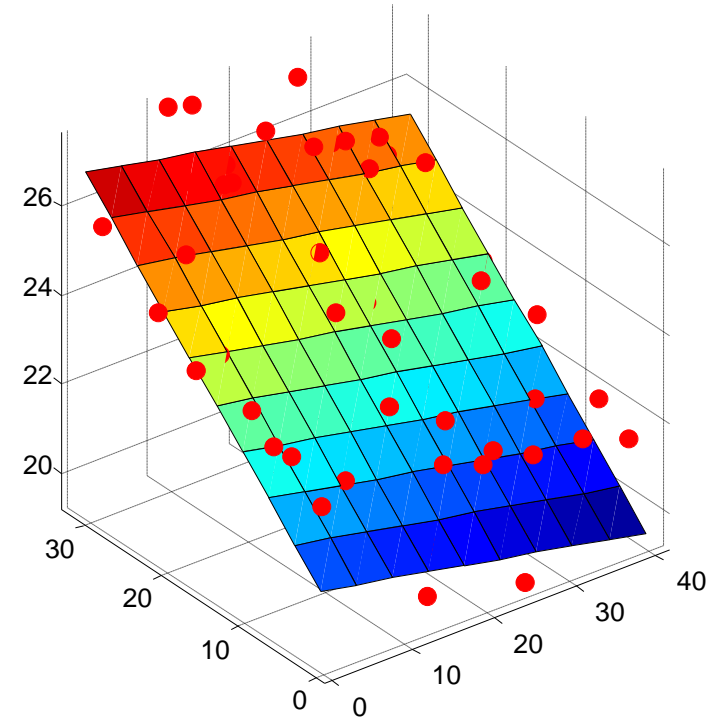


Linear Approximation: Regression



Prediction:

$$\hat{y} = w_0 + w_1 f_1(x)$$

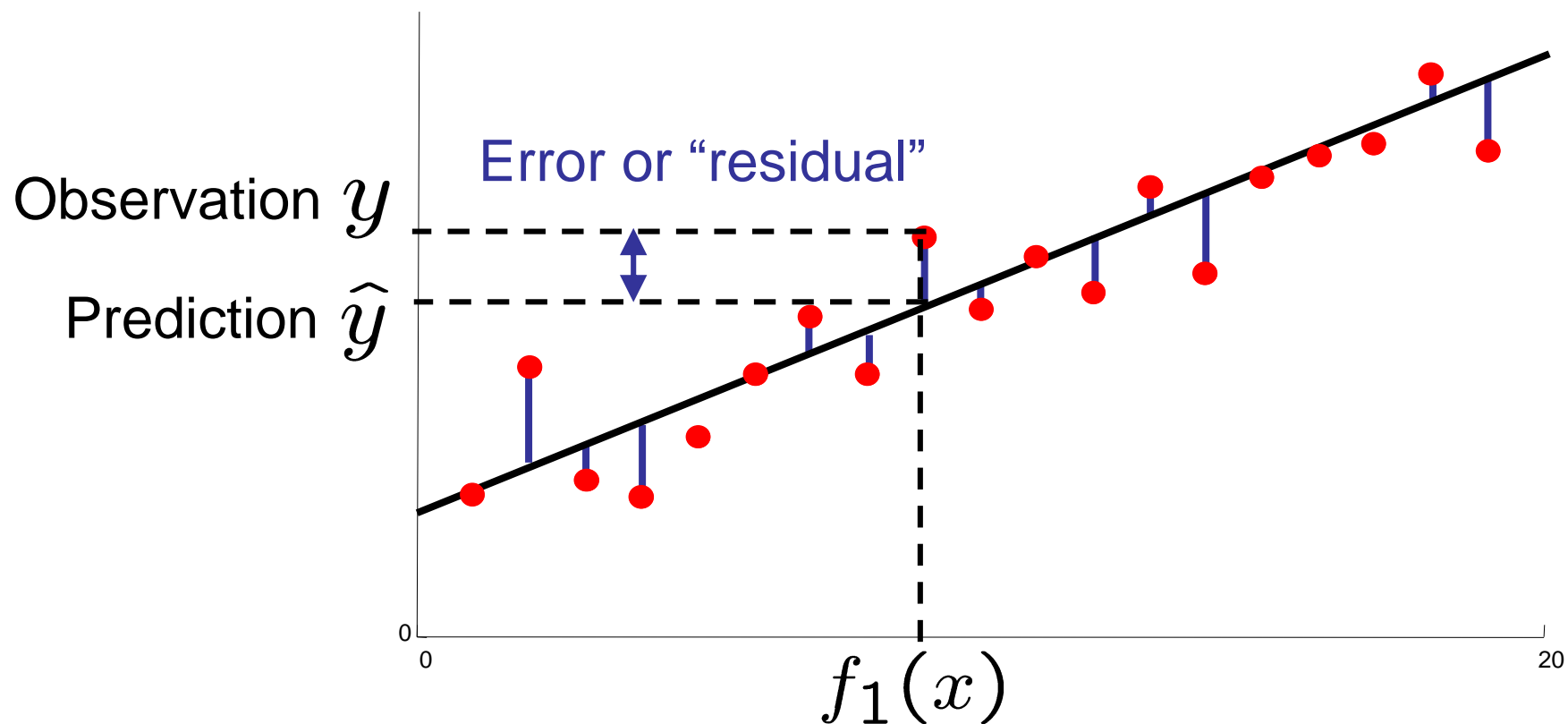


Prediction:

$$\hat{y}_i = w_0 + w_1 f_1(x) + w_2 f_2(x)$$

Optimization: Least Squares

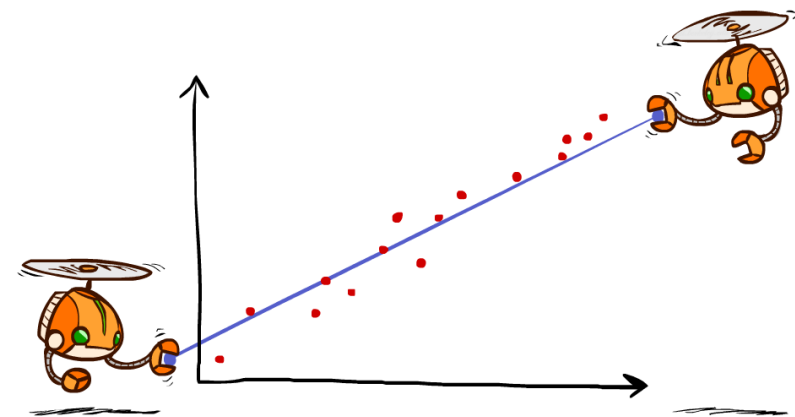
$$\text{total error} = \sum_i (y_i - \hat{y}_i)^2 = \sum_i \left(y_i - \sum_k w_k f_k(x_i) \right)^2$$



Minimizing Error

Imagine we had only one point x , with features $f(x)$, target value y , and weights w :

$$\begin{aligned}\text{error}(w) &= \frac{1}{2} \left(y - \sum_k w_k f_k(x) \right)^2 \\ \frac{\partial \text{error}(w)}{\partial w_m} &= - \left(y - \sum_k w_k f_k(x) \right) f_m(x) \\ w_m &\leftarrow w_m + \alpha \left(y - \sum_k w_k f_k(x) \right) f_m(x)\end{aligned}$$




Approximate q update explained:

$$w_m \leftarrow w_m + \alpha \left[r + \gamma \max_{a'} Q(s', a') - Q(s, a) \right] f_m(s, a)$$

“target”


“prediction”

Overfitting: Why Limiting Capacity Can Help




New in Model-Free RL

Playing Atari Games



Policy Search




Policy Search

- Problem: often the feature-based policies that work well (win games, maximize utilities) aren't the ones that approximate V / Q best
 - E.g. your value functions from project 2 were probably horrible estimates of future rewards, but they still produced good decisions
 - Q-learning's priority: get Q-values close (modeling)
 - Action selection priority: get ordering of Q-values right (prediction)
 - We'll see this distinction between modeling and prediction again later in the course
- Solution: learn policies that maximize rewards, not the values that predict them
- Policy search: start with an ok solution (e.g. Q-learning) then fine-tune by hill climbing on feature weights

Policy Search

- Simplest policy search:
 - Start with an initial linear value function or Q-function
 - Nudge each feature weight up and down and see if your policy is better than before
- Problems:
 - How do we tell the policy got better?
 - Need to run many sample episodes!
 - If there are a lot of features, this can be impractical
- Better methods exploit lookahead structure, sample wisely, change multiple parameters...



Summary: MDPs and RL

Known MDP: Offline Solution

Goal

Compute V^* , Q^* , π^*

Evaluate a fixed policy π

Technique

Value / policy iteration

Policy evaluation

Unknown MDP: Model-Based

Goal

**use features
to generalize*

Technique

Compute V^* , Q^* , π^*

VI/PI on approx. MDP

Evaluate a fixed policy π

PE on approx. MDP

Unknown MDP: Model-Free

Goal

**use features
to generalize*

Technique

Compute V^* , Q^* , π^*

Q-learning

Evaluate a fixed policy π

Value Learning

Conclusion

- We've seen how AI methods can solve problems in:
 - Search
 - Games
 - Markov Decision Problems
 - Reinforcement Learning
- Next up: Uncertainty and Learning!

