

CSEP590A

Computational Biology

<http://www.cs.washington.edu/csep590a>

Larry Ruzzo
Spring 2013



UW CSE Computational Biology Group

CSE 427

Computational Biology

<http://courses.cs.washington.edu/courses/cse427>

Larry Ruzzo
Winter 2014



UW CSE Computational Biology Group

CSEP 590B/590M

Computational Biology

<http://courses.cs.washington.edu/courses/csep590b/14au>

Larry Ruzzo
Autumn 2014



UW CSE Computational Biology Group

He who asks is a fool for five minutes, but he who does not ask remains a fool forever.

-- Chinese Proverb



University of Washington

Computer Science & Engineering

Please do this
ASAP

CSE P590B, Au '14: Computational Biology (Professional Masters Program)

CSE Home

Administrative
Schedule & Reading

Course E
Subscrip
Class List Archive
GoPost BBoard

Homework
1: Assignment
Electronic Turnin

Lecture Notes

Lecture Recordings
All recordings

Previous Versions
CSEP 590A, 2013
CSEP 590B, 2011
CSEP 590A, 2008
CSEP 590A, 2006
CSE 590TV, 2003

Resources
Pubmed
NHGRI Talking Glossary
ORNL Genome Gloss
A Molecular Biol
Glossary
BLAST
Swiss-
PDF

Lecture: [MGE231 \(schematic\)](#) M 6:30- 9:20

Instructor: [Larry Ruzzo](#), ruzzo@cs

Office Hours Locat'
By appt. 6298

TA: Kathryn Doroschak, kdorosch@cs

By appt.

Homework 0

Course Email: multi_csep590b_au14@uw.edu and general interest student/sta
and TA are subscribed to this list. Enrolled students should change their de
archived.

Discussion Board: Also feel free to use [GoPost](#) to discuss homework, etc.

Catalog Description: An introduction to the use of computational methods for the understanding of

Prerequisite: None

Credits: 4

Learning Objectives: The availability of the complete genome sequences of humans and other orga
Understand that the enormous volume of data is a problem that will challenge scientists for decades t
that bioinformatics will play a vital role. The primary objective of the course is for students to u
course in this interdisciplinary field. Students will learn enough of the basic concepts of
problems presented in the rest of the course. They will learn how some of the comput
applied to solve problems in modern molecular biology. An important component is to learn
databases available for the solution of these problems, as well as publicly available computational a
them.

Grading: Homework-based (no exams). Homework will include programming, paper & pencil exerci

Textbook: Richard Durbin, Sean R. Eddy, Anders Krogh and Graeme Mitchison, *Biological Sequenc*
acids, Cambridge, 1998. (Available from [U Book Store](#), [Amazon](#), etc.) [Errata](#).

References: See [Schedule & Reading](#)

<http://courses.cs.washington.edu/courses/csep590b>

Today

Admin

Why Comp Bio?

The world's shortest Intro. to Mol. Bio.

Tonight

Admin

Why Comp Bio?

The world's shortest Intro. to Mol. Bio.

Admin Stuff

Course Mechanics & Grading

Web:

<http://courses.cs.washington.edu/courses/cse427>

Reading

In class discussion

Homeworks

paper exercises & programming

No exams, but possible oversized last homework in lieu of final

Course Mechanics & Grading

Web

<http://courses.cs.washington.edu/courses/csep590b/14au>

Reading

In class discussion

Homeworks

reading blogs

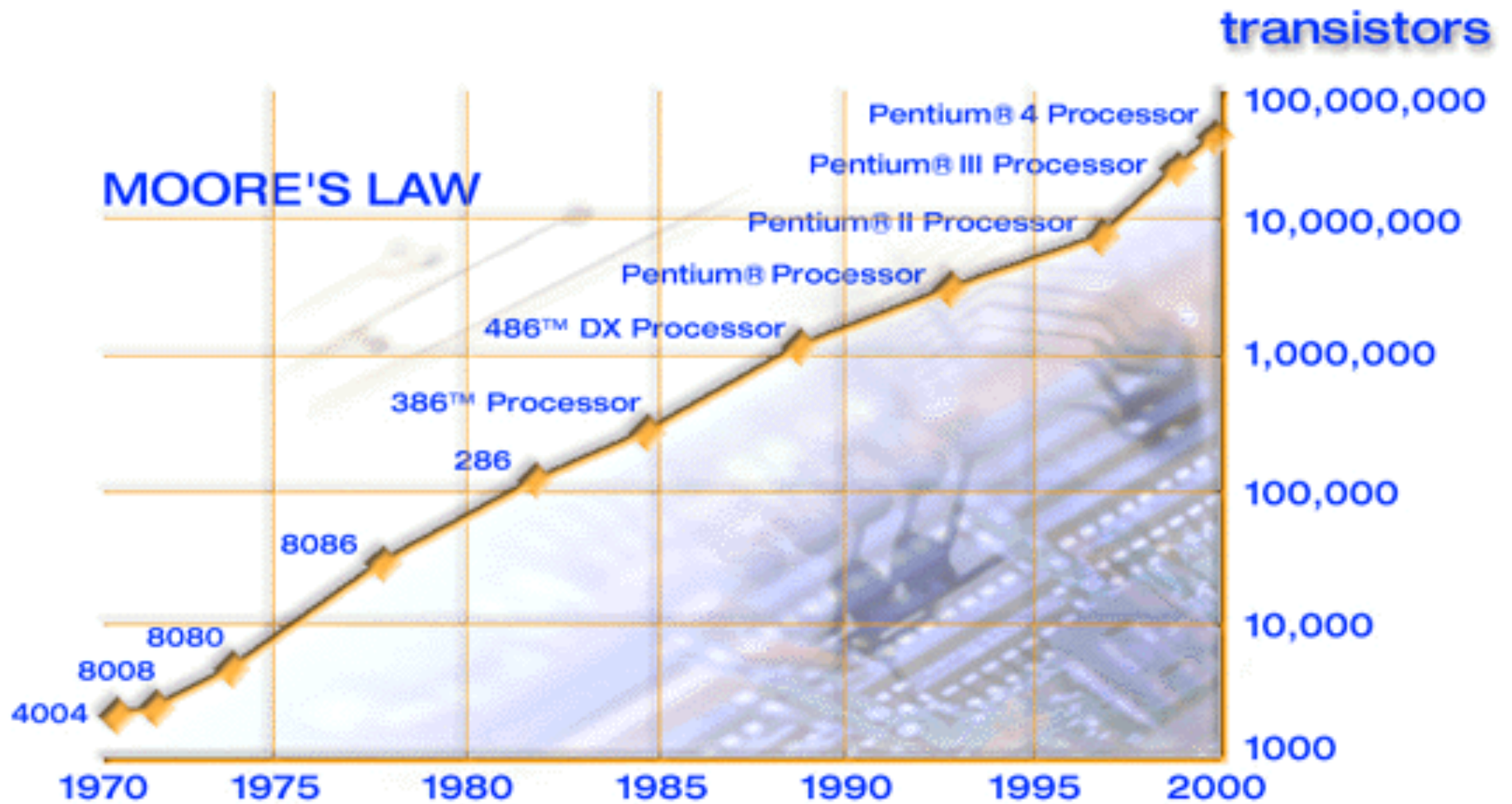
paper exercises

programming

← Check web for 1st, ~~soon~~ **now**

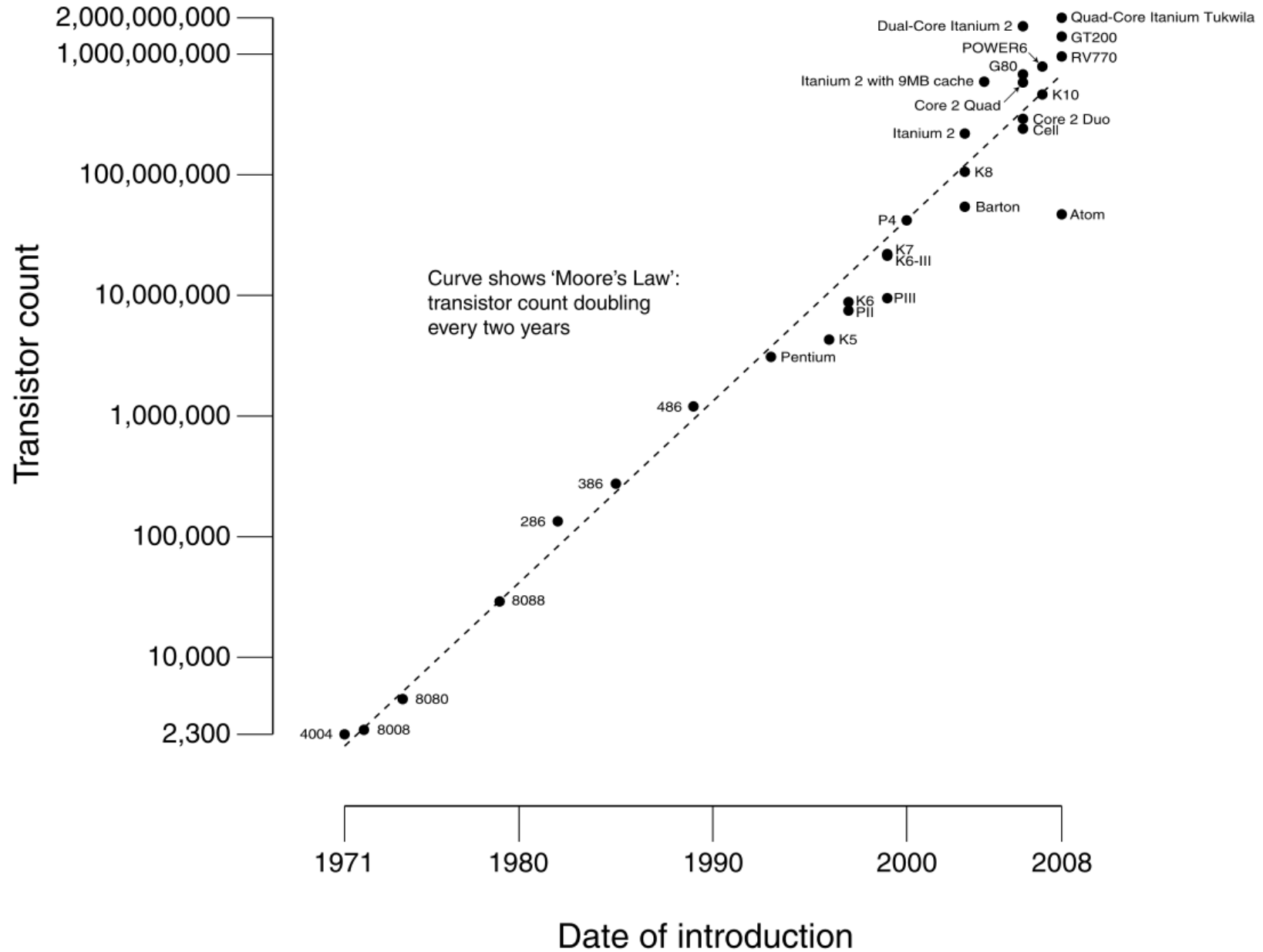
No exams, but possible oversized last homework in lieu of final

Background & Motivation

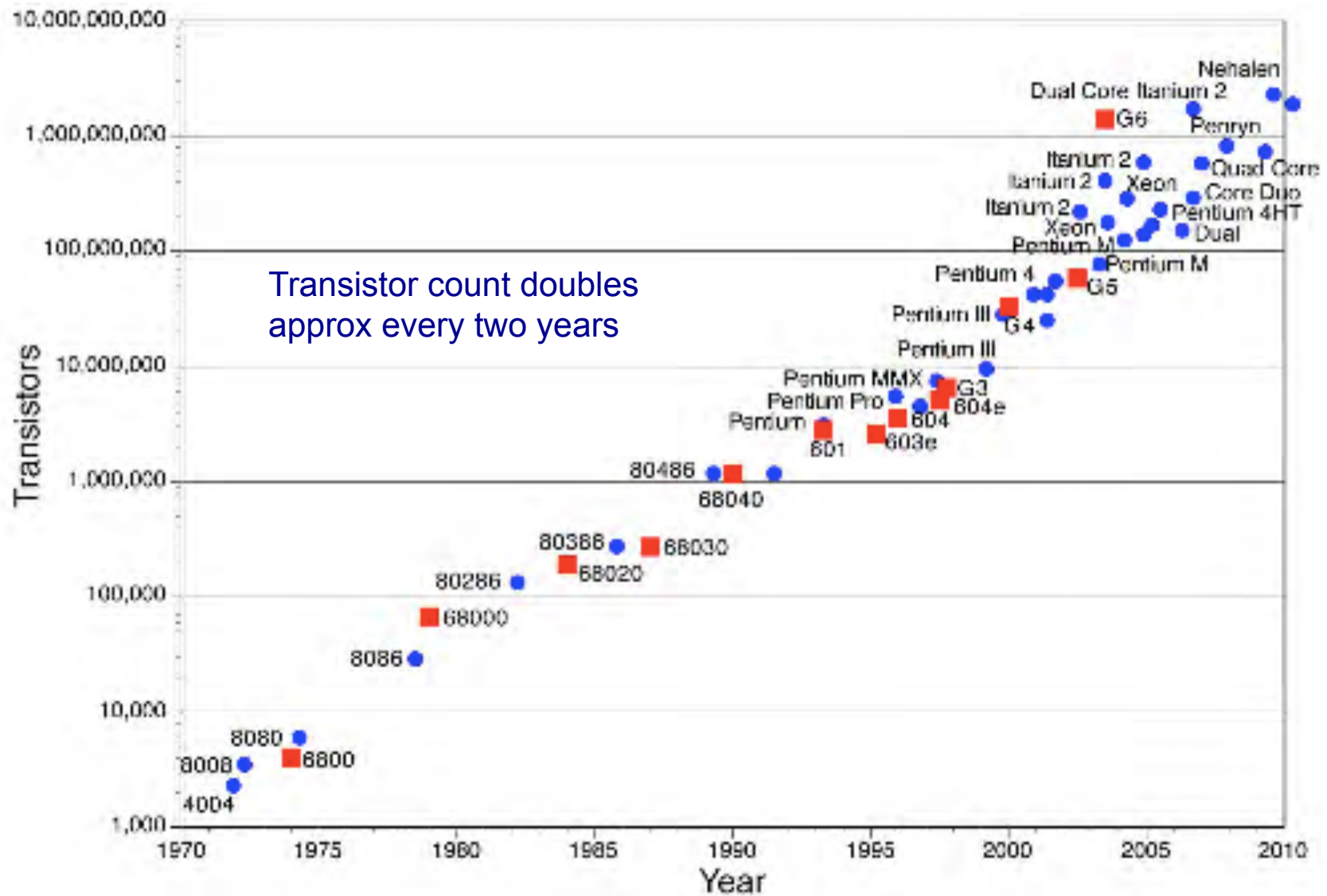


Source: <http://www.intel.com/research/silicon/mooreslaw.htm>

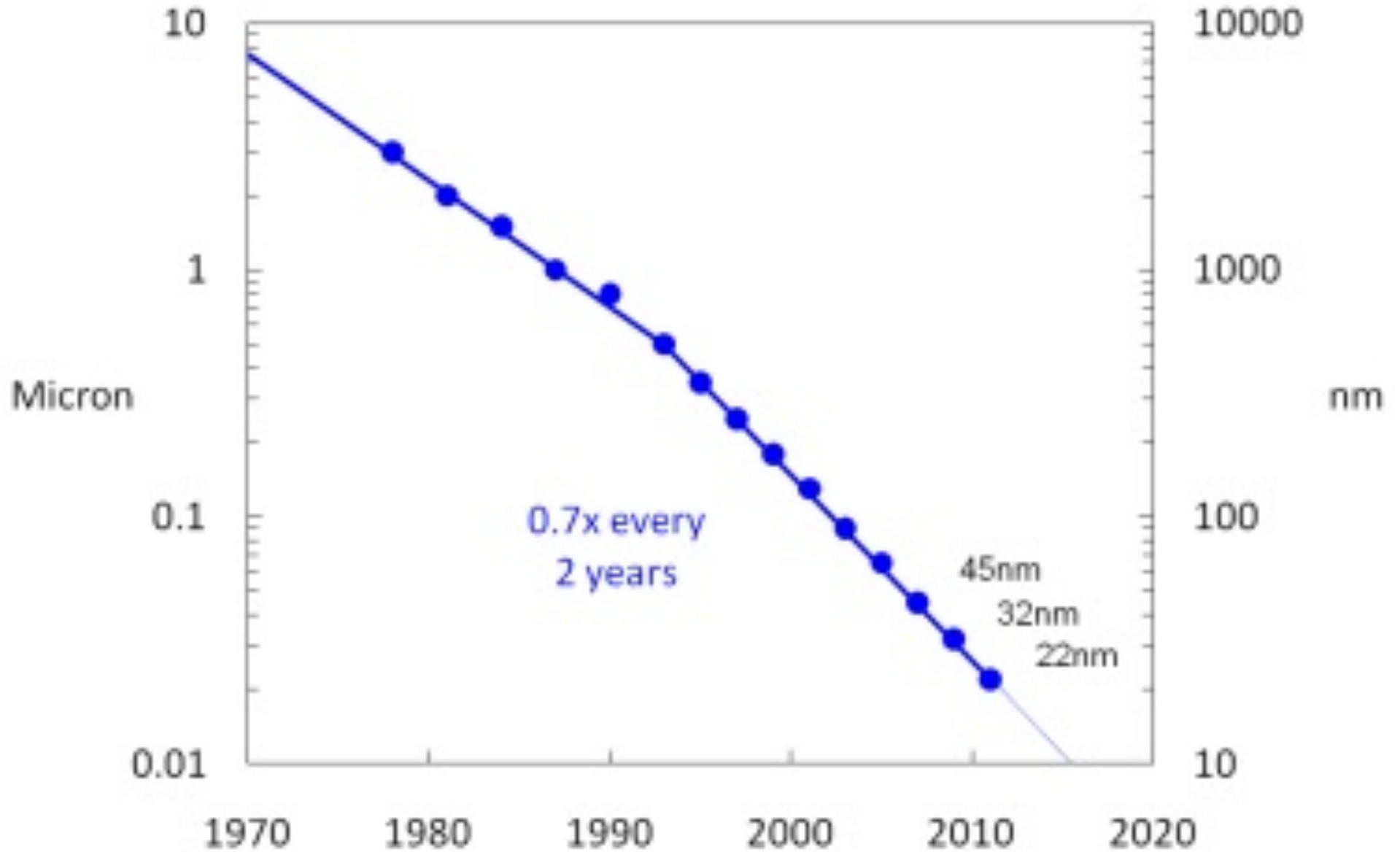
CPU Transistor Counts 1971-2008 & Moore's Law



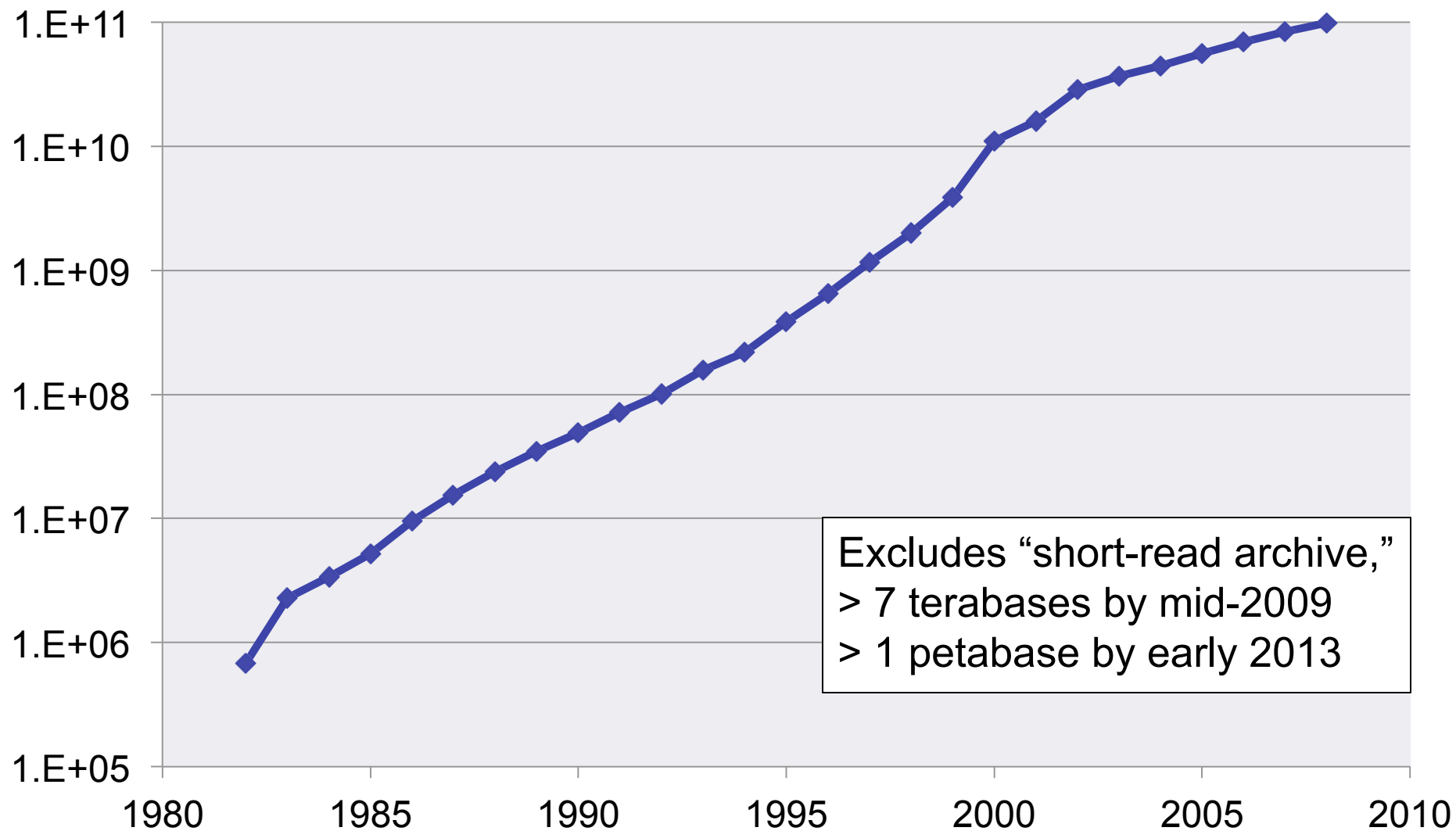
Moore's Law



Feature Size

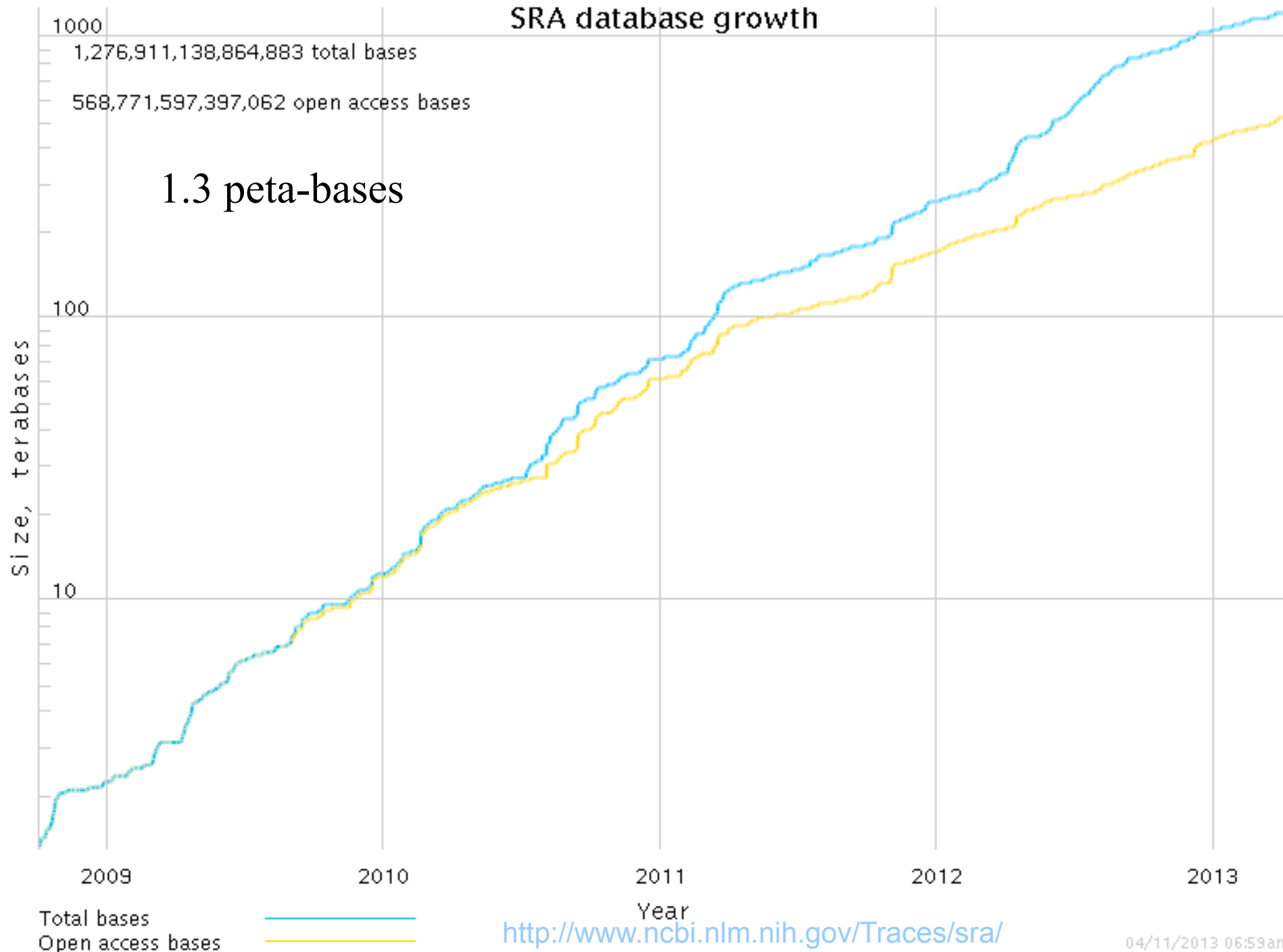


Growth of GenBank (Base Pairs)

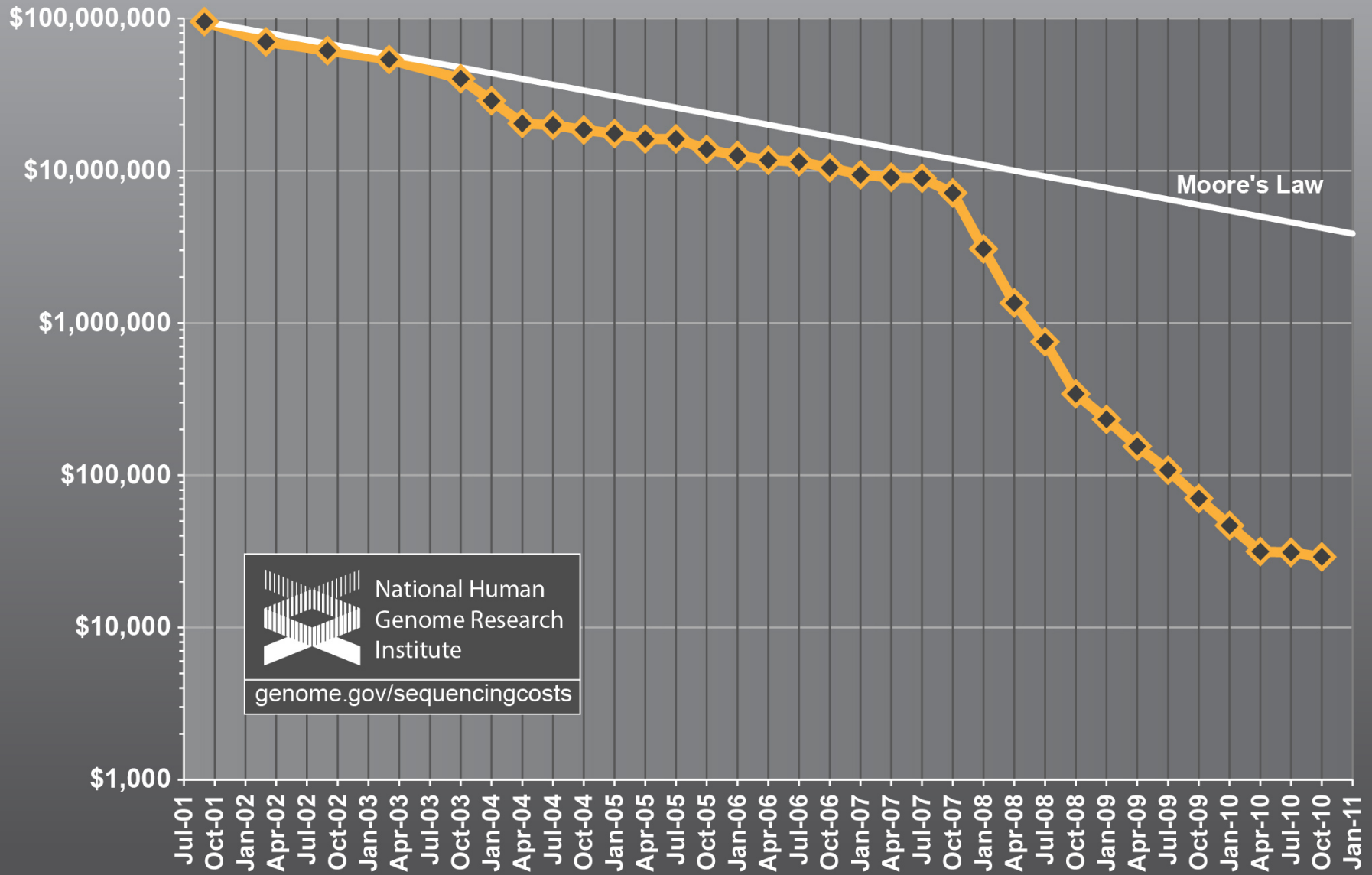


Source: <http://www.ncbi.nlm.nih.gov/Genbank/genbankstats.html>

SRA database growth

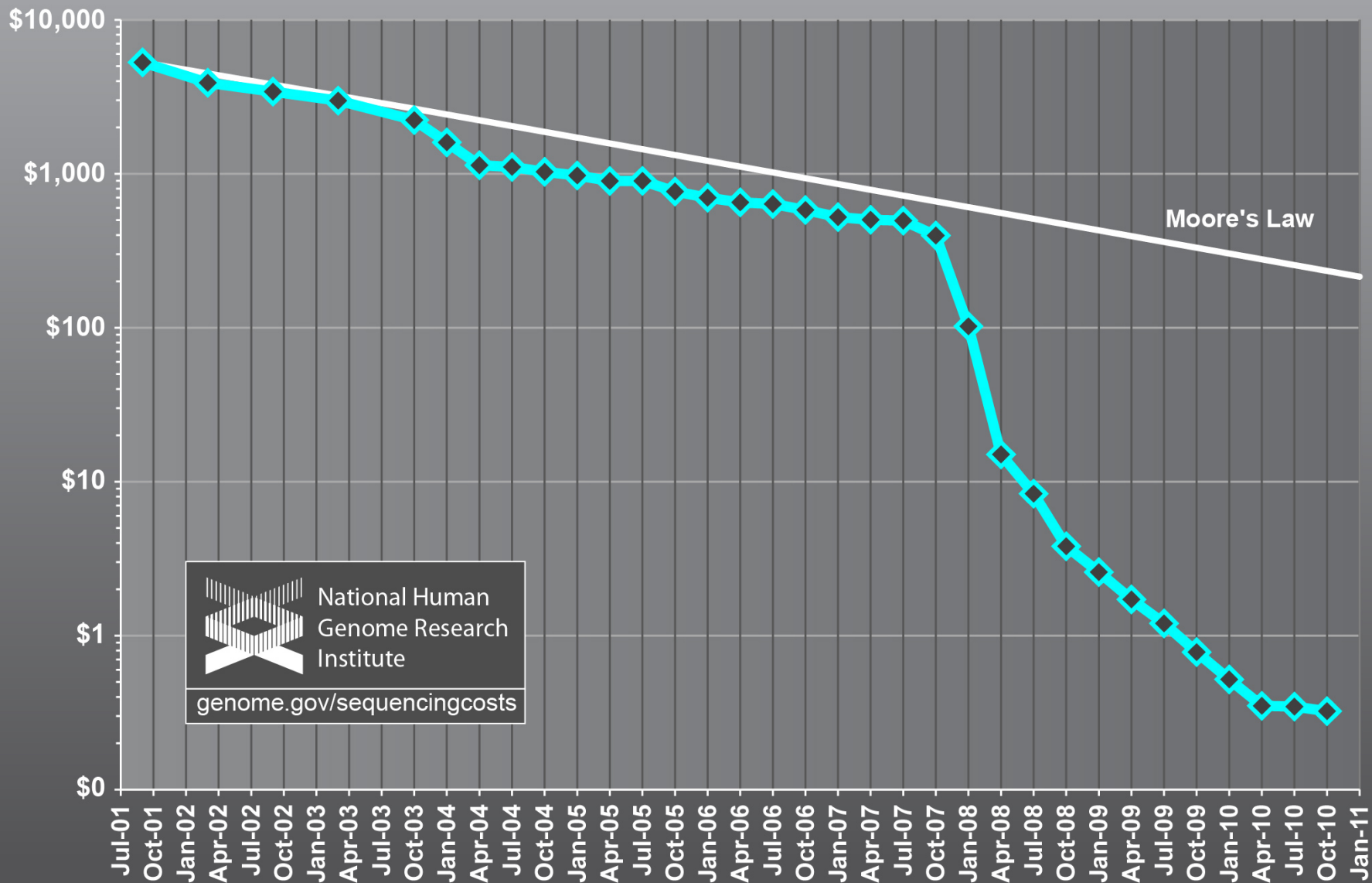


Cost per Genome



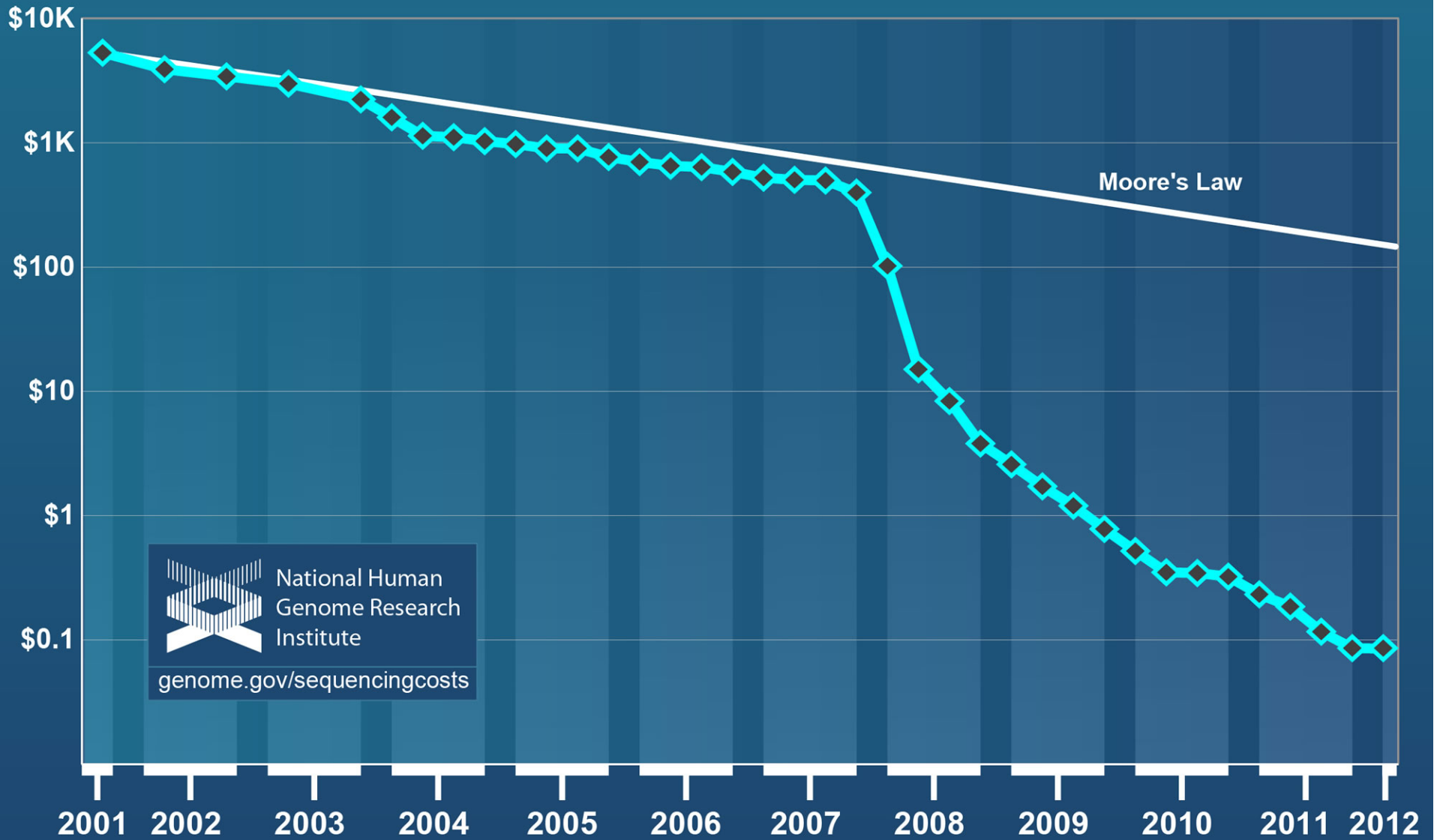
 National Human
Genome Research
Institute
genome.gov/sequencingcosts

Cost per Megabase of DNA Sequence

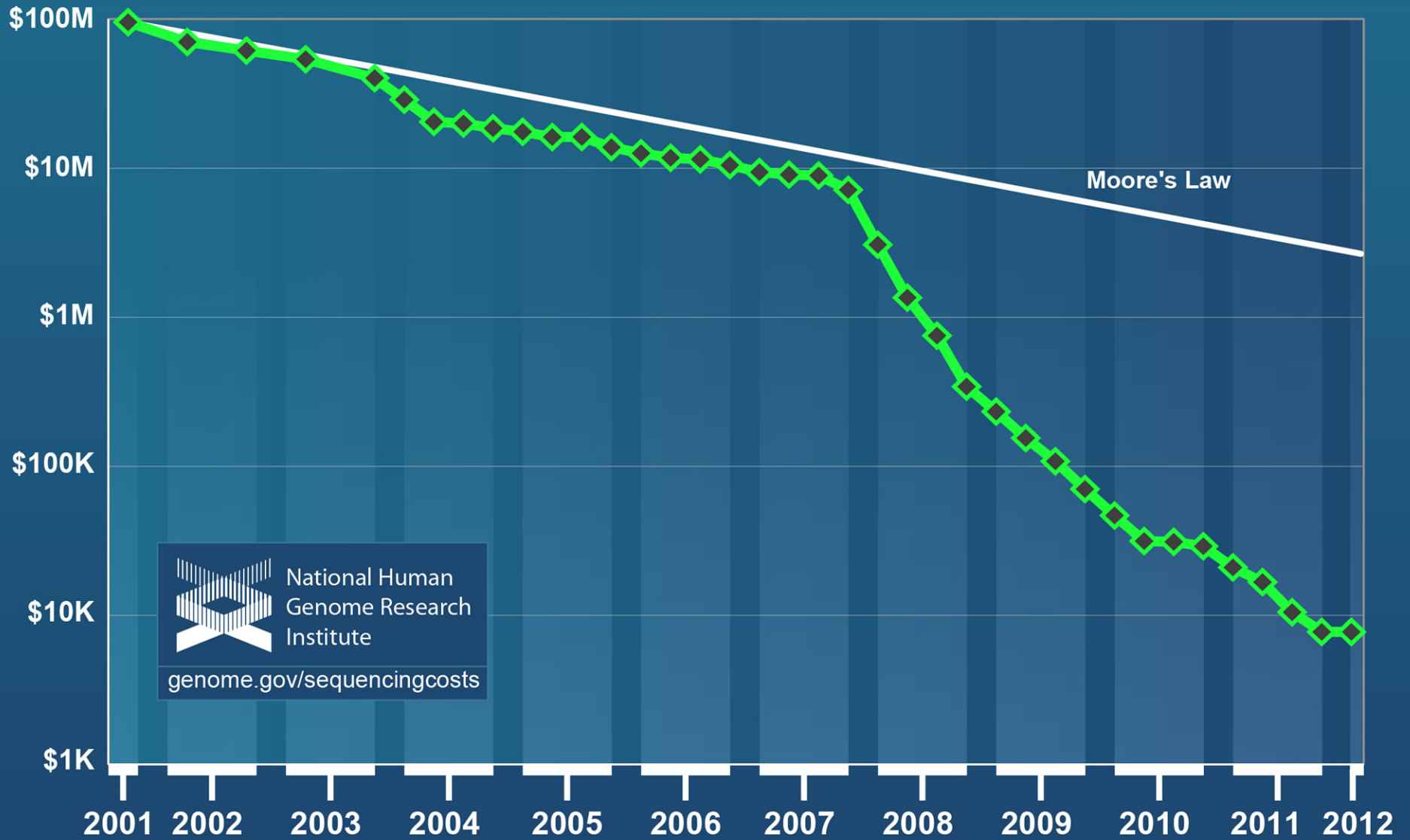


 National Human
Genome Research
Institute
genome.gov/sequencingcosts

Cost per Raw Megabase of DNA Sequence



Cost per Genome



 National Human
Genome Research
Institute
genome.gov/sequencingcosts

Modern DNA Sequencing

A table-top box the size of your oven (but costs a bit more ... ;-)
can generate
~100 billion BP of DNA seq/day; i.e.
= 2008 genbank,
= 30x your genome


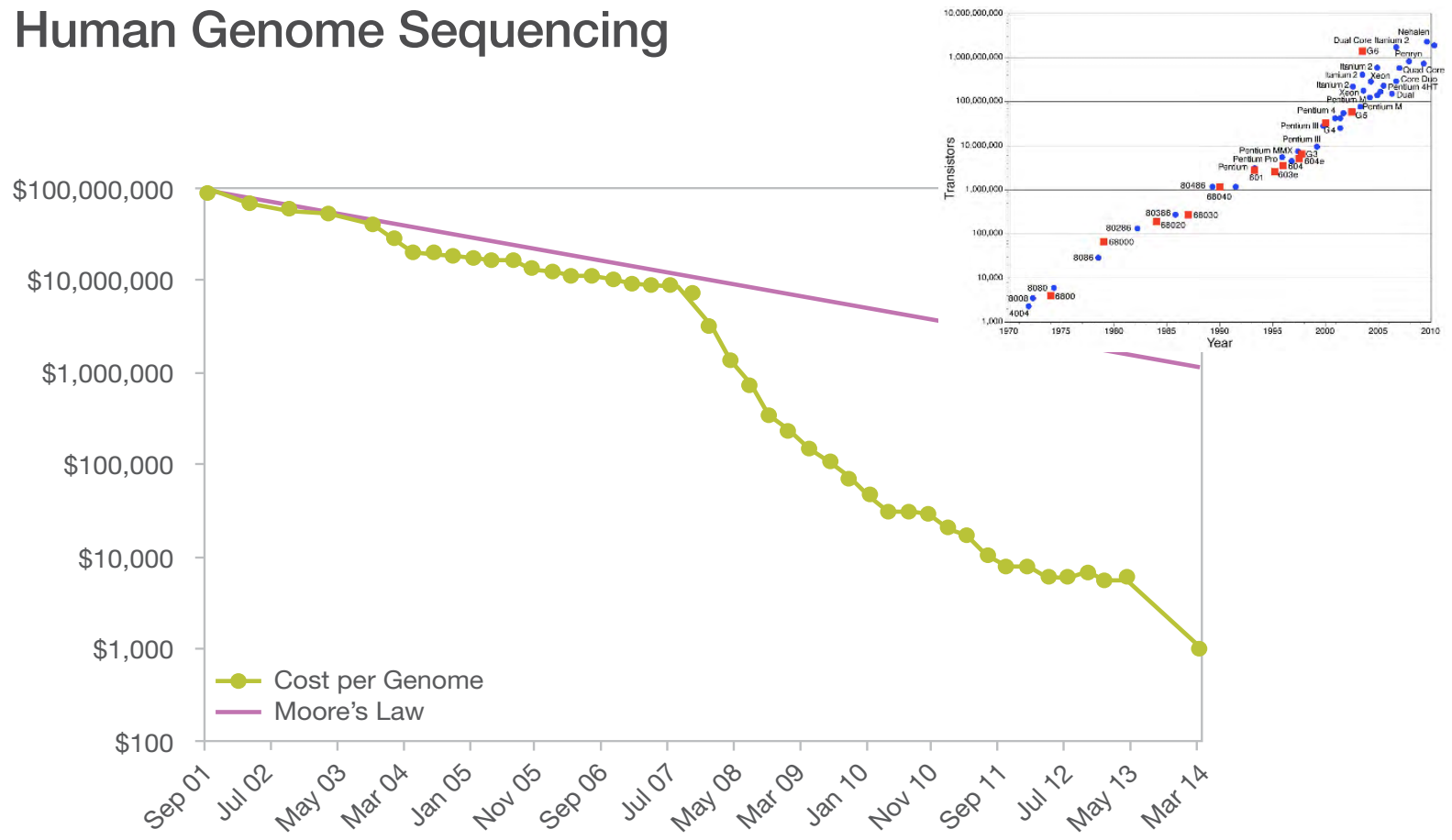




Figure 3: Illumina Sequencing Technology Outpaces Moore's Law for the Price of Whole Human Genome Sequencing

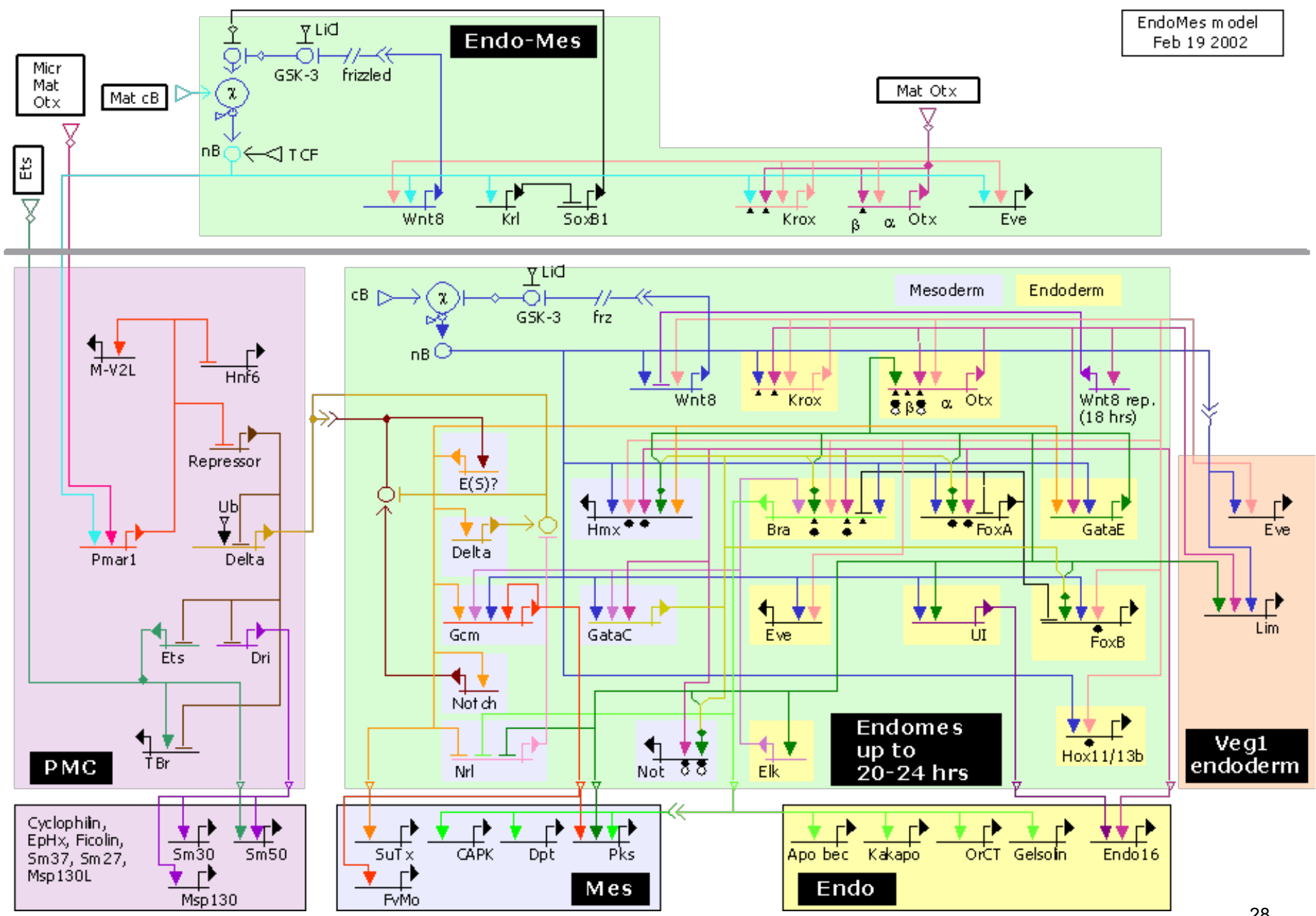


The Human Genome Project

```
1 gagcccggcc cgggggacgg gcggcgggat agcgggaccc cggcgcggcg gtgcgcttca
61 gggcgcagcg gcggccgcag accgagcccc gggcgcggca agaggcggcg ggagccggtg
121 gcggctcggc atcatgctc gagggcgtct gctggagatc gccctgggat ttaccgtgct
181 tttagcgtcc tacacgagcc atggggcgga cgccaatttg gaggctggga acgtgaagga
241 aaccagagcc agtcgggcca agagaagagg cgggtggagga cacgacgcgc ttaaaggacc
301 caatgtctgt ggatcacgtt ataatgctta ctgttgccct ggatggaaaa ccttacctgg
361 cggaaatcag tgtattgtcc ccatttgccg gcattcctgt ggggatggat tttgttcgag
421 gccaaatatg tgcacttgcc catctggtca gatagctcct tcctgtggct ccagatccat
481 acaacactgc aatattcgct gtatgaatgg aggtagctgc agtgacgatc actgtctatg
541 ccagaaagga tacataggga ctactgtgg acaacctgtt tgtgaaagtg gctgtctcaa
601 tggaggaagg tgtgtggccc caaatcgatg tgcatgcact tacggattta ctggaccca
661 gtgtgaaaga gattacagga caggcccatg ttttactgtg atcagcaacc agatgtgcca
721 gggacaactc agcgggattg tctgcacaaa acagctctgc tgtgccacag tcggccgagc
781 ctggggccac ccctgtgaga tgtgtcctgc ccagcctcac ccctgccgcc gtggcttcat
841 tccaaatatc cgcacgggag cttgtcaaga tgtggatgaa tgccaggcca tccccgggct
901 ctgtcagggg gaaattgca ttaatactgt tgggtctttt gagtgcaaat gcctgctgg
961 acacaaactt aatgaagtgt cacaaaaatg tgaagatatt gatgaatgca gcaccattcc
1021 ...
```



The sea urchin *Strongylocentrotus purpuratus*



Goals


Basic biology

Disease diagnosis/prognosis/treatment

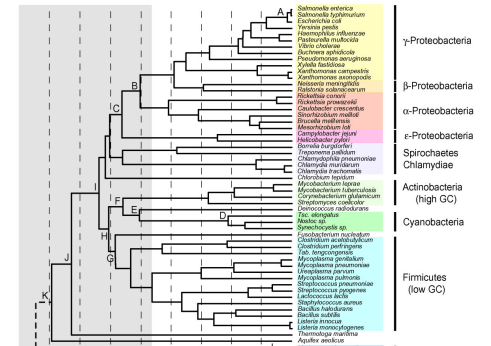
Drug discovery, validation & development

Individualized medicine

...



“High-Throughput BioTech”

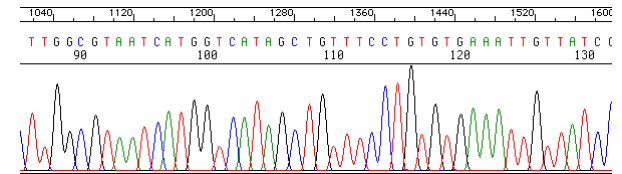
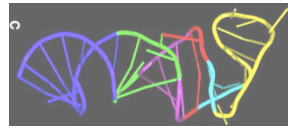


Sensors

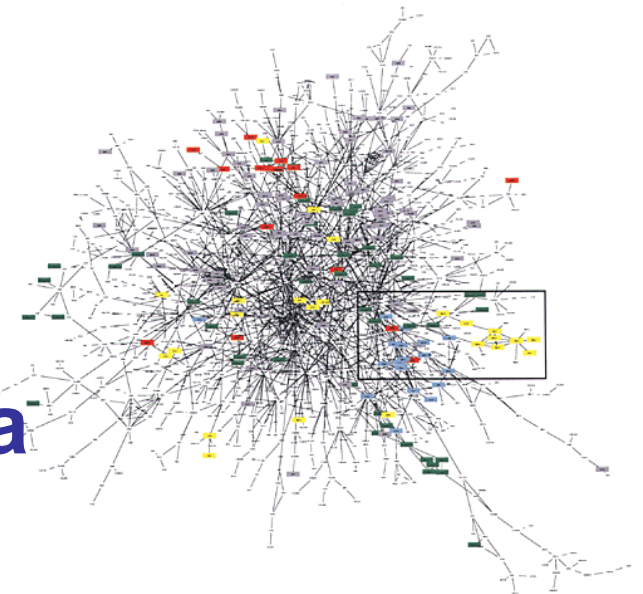
- DNA sequencing
- Microarrays/Gene expression
- Mass Spectrometry/Proteomics
- Protein/protein & DNA/protein interaction

Controls

- Cloning
- Gene knock out/knock in
- RNAi

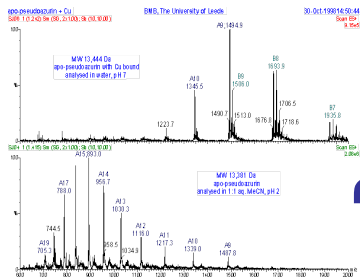


A



Floods of data

“Grand Challenge” problems



What's all the fuss?

The human genome is “finished” ...
Even if it were, that's only the beginning
Explosive growth in biological data is
revolutionizing biology & medicine

“All pre-genomic lab
techniques are obsolete”

(and computation and mathematics are
crucial to post-genomic analysis)

CS Points of Contact & Opportunities

Scientific visualization

- Gene expression patterns

Databases

- Integration of disparate, overlapping data sources

- Distributed genome annotation in face of shifting underlying genomic coordinates, individual variation, ...

AI/NLP/Text Mining

- Information extraction from text with inconsistent nomenclature, indirect interactions, incomplete/inaccurate models, ...

Machine learning

- System level synthesis of cell behavior from low-level heterogeneous data (DNA seq, gene expression, protein interaction, mass spec,...)

...

Algorithms

Computers in biology: Then & now

Trends in Biochemical Sciences
Volume 12 , 1987, Pages 279-280

doi: 10.1016/0960-0804(87)90105-6
Copyright © 1987 Published by Elsevier Science Ltd.

Microfile

Sequence alignment by word processor

D. Ross Boswell

Department of Haematological Medicine, University of Cambridge School of Clinical Medicine, Addenbrooke's Hospital, Cambridge CB2 2QL, UK

ACGGGTAA

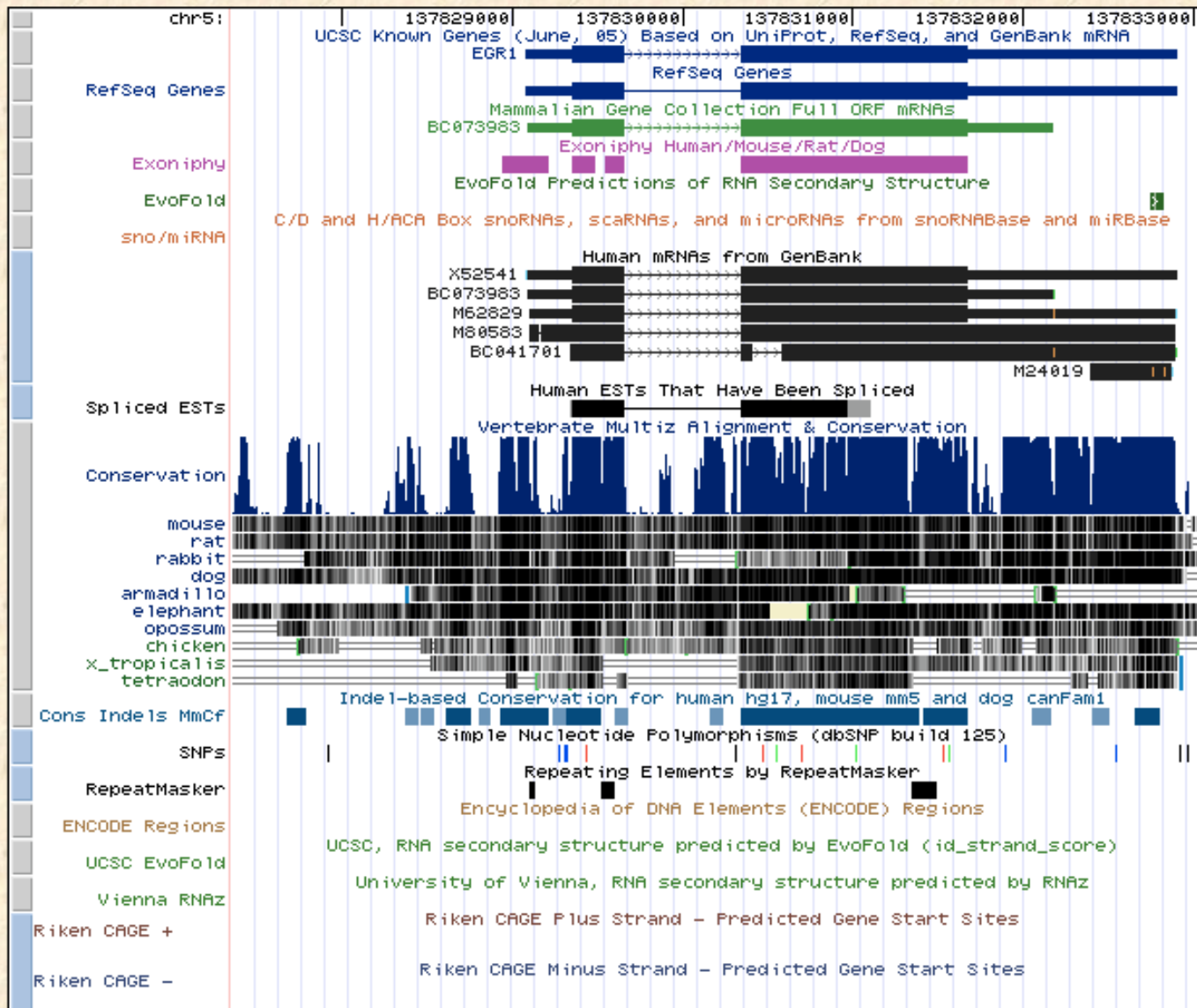


AC GGTA

UCSC Genome Browser on Human May 2004 Assembly

move <<< << < > >> >>> zoom in 1.5x 3x 10x base zoom out 1.5x 3x 10x


position/search chr5:137,827,360-137,833,095 jump clear size 5,736 bp. configure



UCSC Genome Browser on Human Feb. 2009 (GRCh37/hg19) Assembly

move <<< << < > >> >>> zoom in 1.5x 3x 10x base zoom out 1.5x 3x 10x

chr11:17,741,110-17,743,678 2,569 bp.



An Algorithm Example: ncRNAs

The “Central Dogma”:

DNA → messenger RNA → Protein

Last ~5 years:

100s – 1000s of examples of functionally important ncRNAs

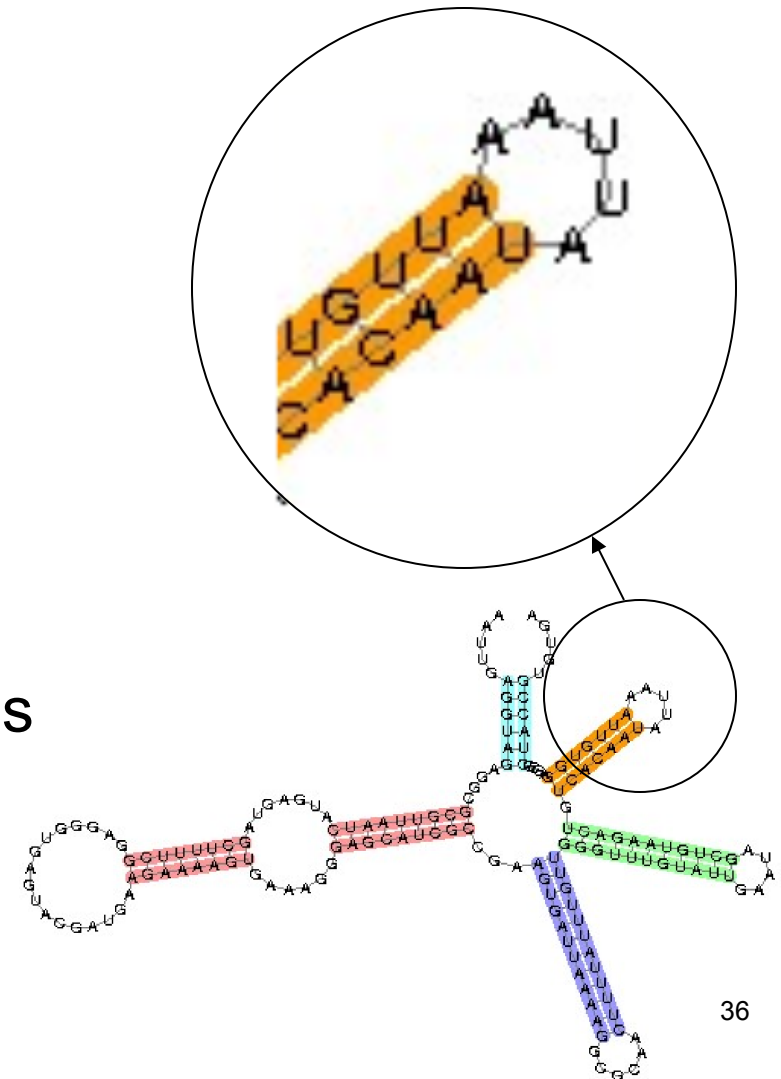
Much harder to find than protein-coding genes

Main method - Covariance Models

≈ stochastic context free grammars

Main problem - Sloooow

$O(nm^4)$



“Rigorous Filtering” - Z. Weinberg

Convert CM to HMM

(AKA: stochastic CFG to stochastic regular grammar)

Do it so HMM score *always* \geq CM score

Optimize for most aggressive filtering subject to constraint that score bound maintained

A large convex optimization problem

Filter genome sequence with (fast) HMM, run (slow) CM only on sequences above desired CM threshold; guaranteed not to miss anything

Newer, more elaborate techniques pulling in key secondary structure features for better searching (uses automata theory, dynamic programming, Dijkstra, more optimization stuff,...)

Details
CENSORED
(but stay tuned...)
Plenty of CS here

Results

Typically 200-fold speedup or more

Finding dozens to hundreds of new ncRNA genes in many families

The *computational* advance has enabled new *biological* discoveries

Newer, more elaborate techniques pulling in key secondary structure features for better searching (uses automata theory, dynamic programming, Dijkstra, more optimization stuff,...)

More Admin

Course Focus & Goals

Mainly sequence analysis

Algorithms for alignment, search, & discovery

Specific sequences, general types (“genes”, etc.)

Single sequence and comparative analysis

Techniques: HMMs, EM, MLE, Gibbs, Viterbi...

Enough bio to motivate these problems

including very light intro to modern biotech supporting them

Math/stats/cs underpinnings thereof

Applied to real data

A *VERY* Quick Intro To
Molecular Biology

The Genome

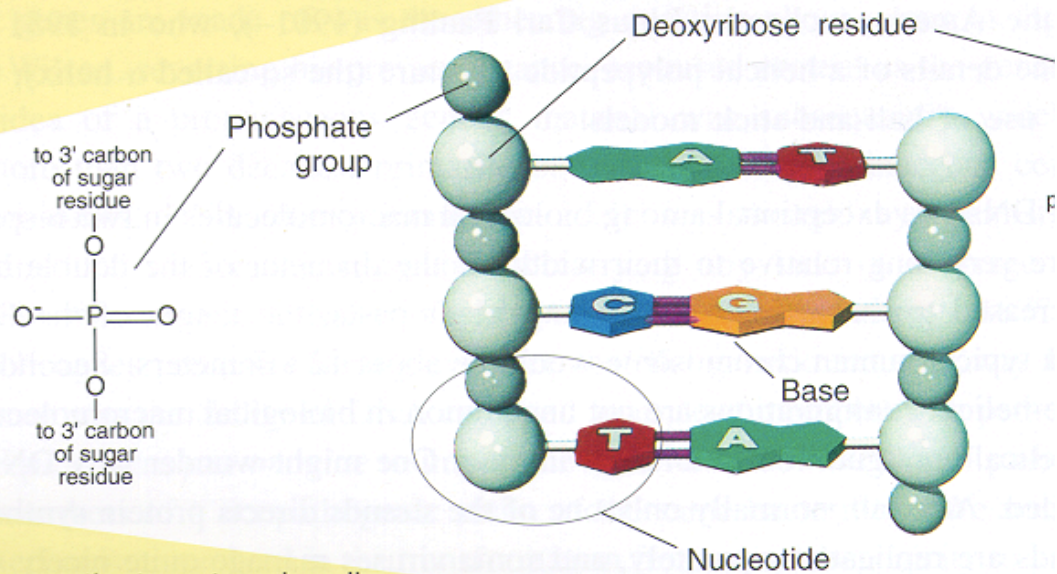

The hereditary info present in every cell

DNA molecule -- a long sequence of
nucleotides (A, C, T, G)

Human genome -- about 3×10^9 nucleotides

The genome project -- extract & interpret
genomic information, apply to genetics of
disease, better understand evolution, ...

The Double Helix



As shown, the two strands coil about each other in a fashion such that all the bases project inward toward the helix axis. The two strands are held together by hydrogen bonds (pink rods) linking each base projecting from one backbone to its so-called complementary base projecting from the other backbone. The base A always bonds to T (A and T are comple-

Shown in (b) is an uncoiled fragment of (a three complementary base pair chemist's viewpoint, each strand a polymer made up of four re-called deoxyribonucleotides

DNA

Discovered 1869

Role as carrier of genetic information - much later

4 “bases”:

adenine (A), cytosine (C), guanine (G), thymine (T)

The Double Helix - Watson & Crick (& Franklin) 1953

Complementarity

$A \longleftrightarrow T$ $C \longleftrightarrow G$

Visualization:

<http://www.rcsb.org/pdb/explore.do?structureId=123D>

Genetics - the study of heredity

A *gene* -- classically, an abstract heritable attribute existing in variant forms (*alleles*)

ABO blood type—1 gene, 3 alleles

Mendel

Each individual two copies of each gene

Each parent contributes one (randomly)

Independent assortment (approx, but useful)

Genotype vs phenotype

I.e., genes vs their outward manifestation

AA or AO genotype → “type A” phenotype

Cells

Chemicals inside a sac - a fatty layer called the *plasma membrane*

Prokaryotes (bacteria, archaea) - little recognizable substructure

Eukaryotes (all multicellular organisms, and many single celled ones, like yeast) - genetic material in nucleus, other organelles for other specialized functions

Chromosomes

1 pair of (complementary) DNA molecules
(+ protein wrapper)

Most prokaryotes: just 1 chromosome

Eukaryotes - ~~all~~^{most} cells have same number
of chromosomes, e.g. fruit flies 8, humans
& bats 46, rhinoceros 84, ...

Mitosis/Meiosis

Most “higher” eukaryotes are *diploid* - have homologous pairs of chromosomes, one maternal, other paternal (exception: sex chromosomes)

Mitosis - cell division, duplicate each chromosome, 1 copy to each daughter cell

Meiosis - 2 divisions form 4 *haploid* gametes (egg/sperm)

Recombination/crossover -- exchange maternal/paternal segments

Proteins

Chain of amino acids, of 20 kinds

Proteins: the major functional elements in cells

Structural/mechanical

Enzymes (catalyze chemical reactions)

Receptors (for hormones, other signaling molecules,
odorants,...)

Transcription factors

...

3-D Structure is crucial: the protein folding
problem

The “Central Dogma”

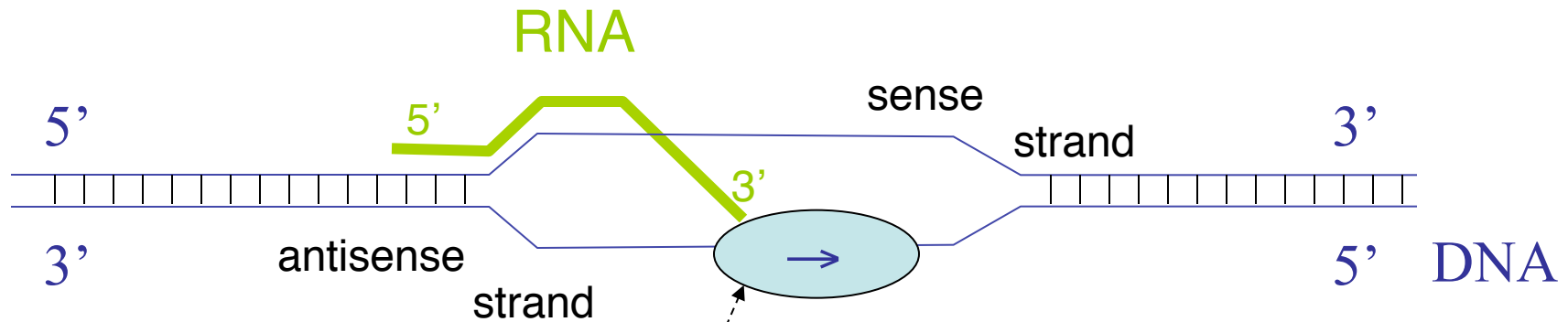
Genes encode proteins

DNA transcribed into messenger RNA

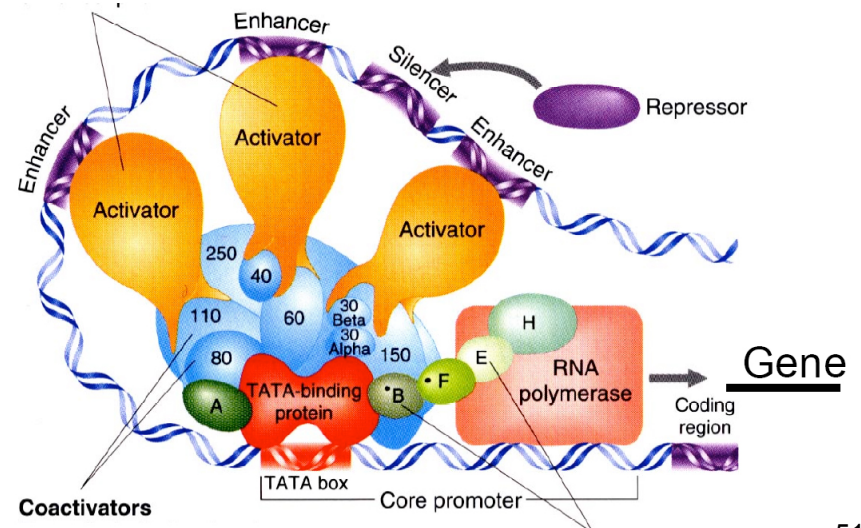
mRNA translated into proteins

Triplet code (codons)

Transcription: DNA → RNA



RNA polymerase

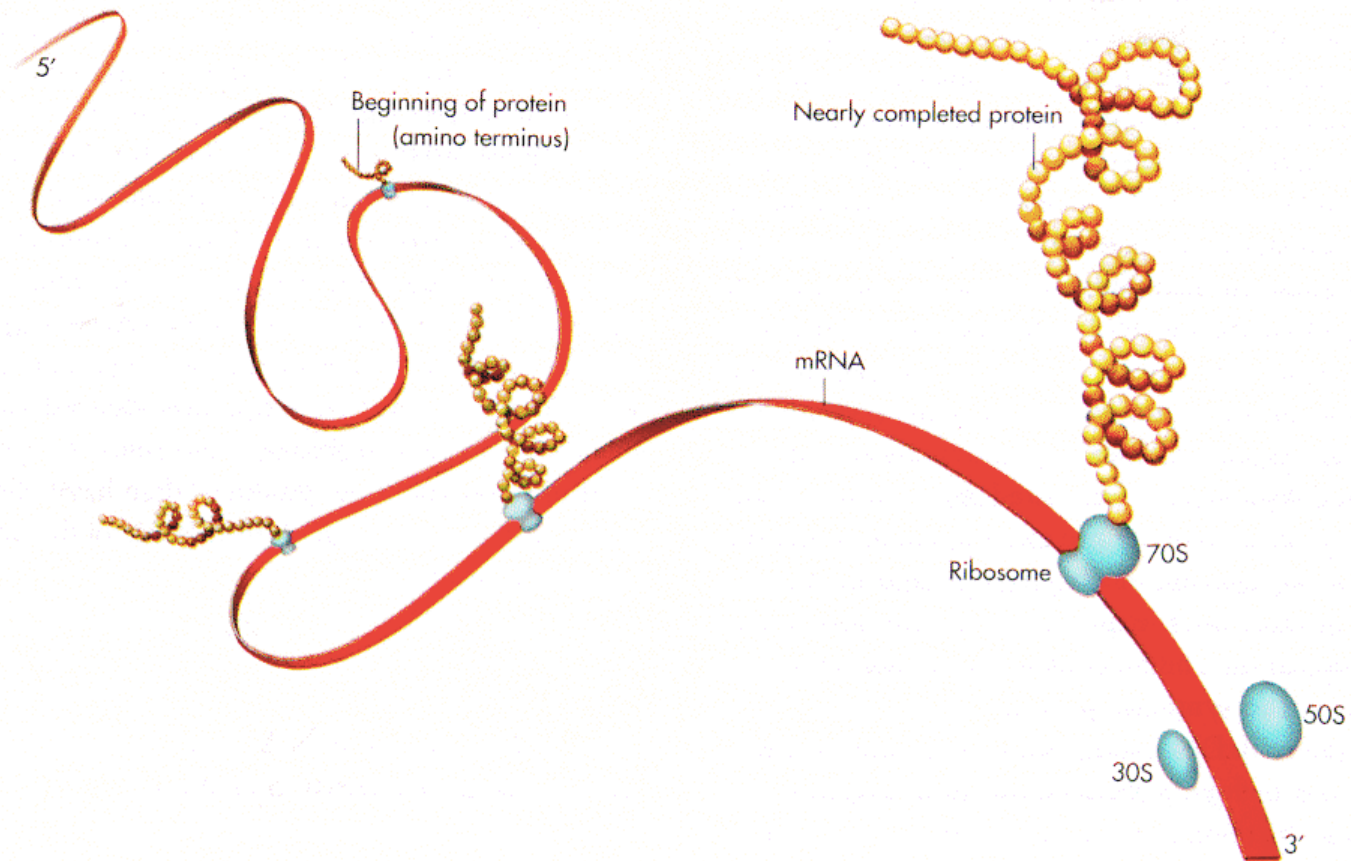


Codons & The Genetic Code

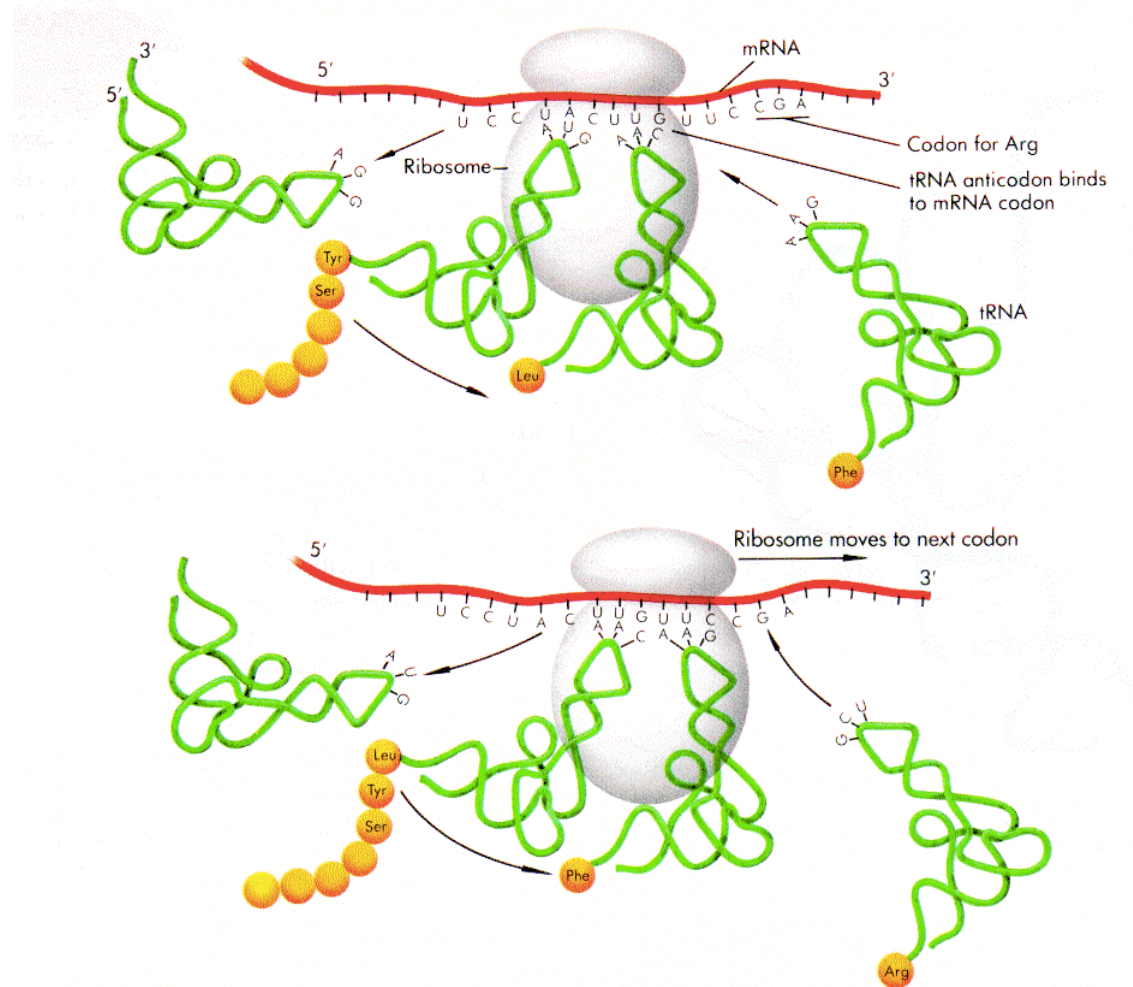
		Second Base					
		U	C	A	G		
First Base	U	Phe	Ser	Tyr	Cys	Third Base	U
		Phe	Ser	Tyr	Cys		C
		Leu	Ser	Stop	Stop		A
		Leu	Ser	Stop	Trp		G
	C	Leu	Pro	His	Arg		U
		Leu	Pro	His	Arg		C
		Leu	Pro	Gln	Arg		A
		Leu	Pro	Gln	Arg		G
	A	Ile	Thr	Asn	Ser		U
		Ile	Thr	Asn	Ser		C
		Ile	Thr	Lys	Arg		A
		Met/Start	Thr	Lys	Arg		G
	G	Val	Ala	Asp	Gly		U
		Val	Ala	Asp	Gly		C
		Val	Ala	Glu	Gly		A
		Val	Ala	Glu	Gly		G

Ala : Alanine
 Arg : Arginine
 Asn : Asparagine
 Asp : Aspartic acid
 Cys : Cysteine
 Gln : Glutamine
 Glu : Glutamic acid
 Gly : Glycine
 His : Histidine
 Ile : Isoleucine
 Leu : Leucine
 Lys : Lysine
 Met : Methionine
 Phe : Phenylalanine
 Pro : Proline
 Ser : Serine
 Thr : Threonine
 Trp : Tryptophane
 Tyr : Tyrosine
 Val : Valine

Translation: mRNA \rightarrow Protein



Ribosomes



Gene Structure

mRNA built 5' to 3'

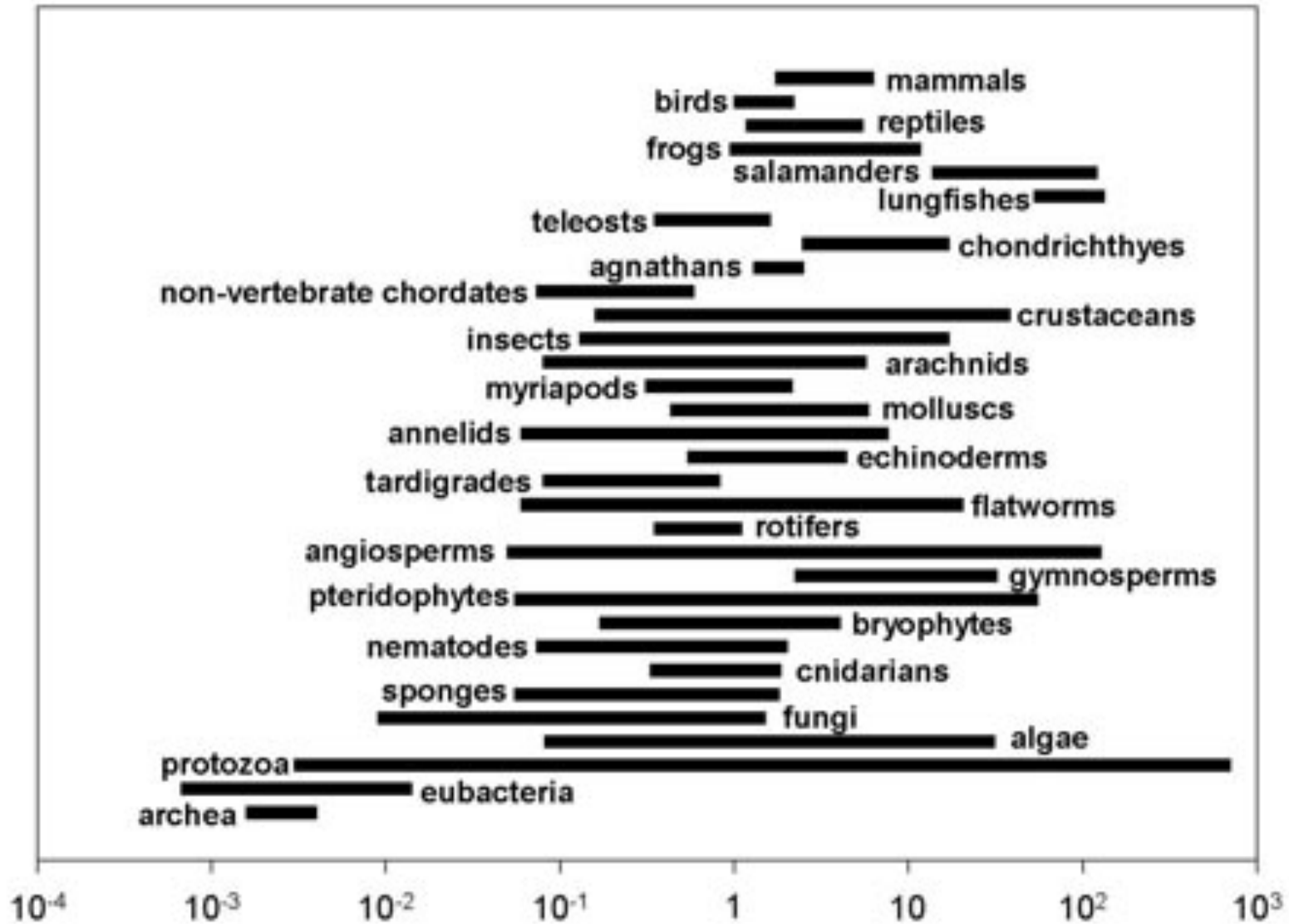
Promoter region and transcription factor binding sites (usually) precede 5' end

Transcribed region includes 5' and 3' untranslated regions

In eukaryotes, most genes also include *introns*, spliced out before export from nucleus, hence before translation

Genome Sizes

	Base Pairs	Genes
<i>Mycoplasma genitalium</i>	580,073	483
Pandora Virus	2,900,000	2,500
<i>E. coli</i>	4,639,221	4,290
<i>Saccharomyces cerevisiae</i>	12,495,682	5,726
<i>Caenorhabditis elegans</i>	95,500,000	19,820
<i>Arabidopsis thaliana</i>	115,409,949	25,498
<i>Drosophila melanogaster</i>	122,653,977	13,472
Humans	3.3×10^9	~25,000
<i>Amoeba dubia</i>	~ 200 x human	



DNA content (picograms)

<http://www.genomesize.com/statistics.php>

Genome Surprises

Humans have $< 1/3$ as many genes as expected

But perhaps more proteins than expected, due to *alternative splicing, alt start, alt end*

Protein-wise, all mammals are just about the same

But more individual variation than expected

And many more *non-coding RNAs* -- more than protein-coding genes, by some estimates

Many other non-coding regions are highly conserved, e.g., across all vertebrates

Subset of DNA being transcribed is $\gg 2\%$ coding

Complex, subtle “epigenetic” information

... and much more ...

Read one of the many intro surveys or books for much more info.

Bio Concept Summary

cells

DNA

base pairing

genome

replication, transcription, translation

Homework #1 (partial)

Read Hunter's "bio for cs" primer;

Find & read another

Post a few sentences saying

What you read (give me a link or citation)

Critique it for your meeting your needs

Who would it have been good for, if not you

See class web (coming soon) for more details

Digression: Evolution & scientific literacy

“human beings, as we know them, developed from earlier species of animals”

(avoiding the now politically charged word “evolution”)

from 1985 to 2005, the % of Americans

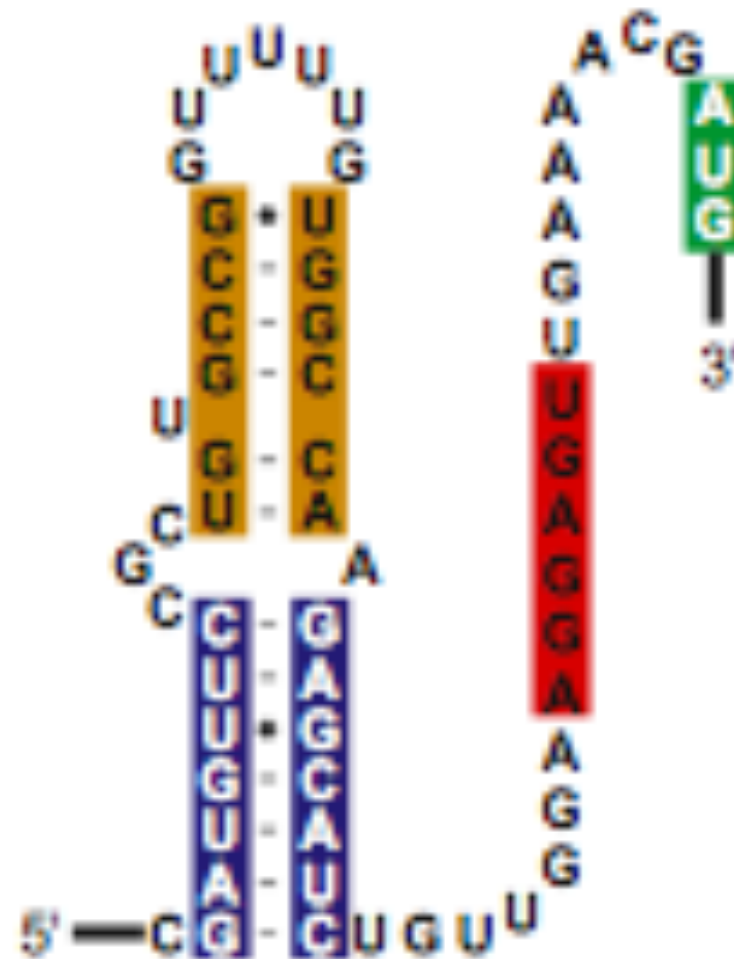
rejecting: declined from 48% to 39%

accepting: also declined 45% to 40

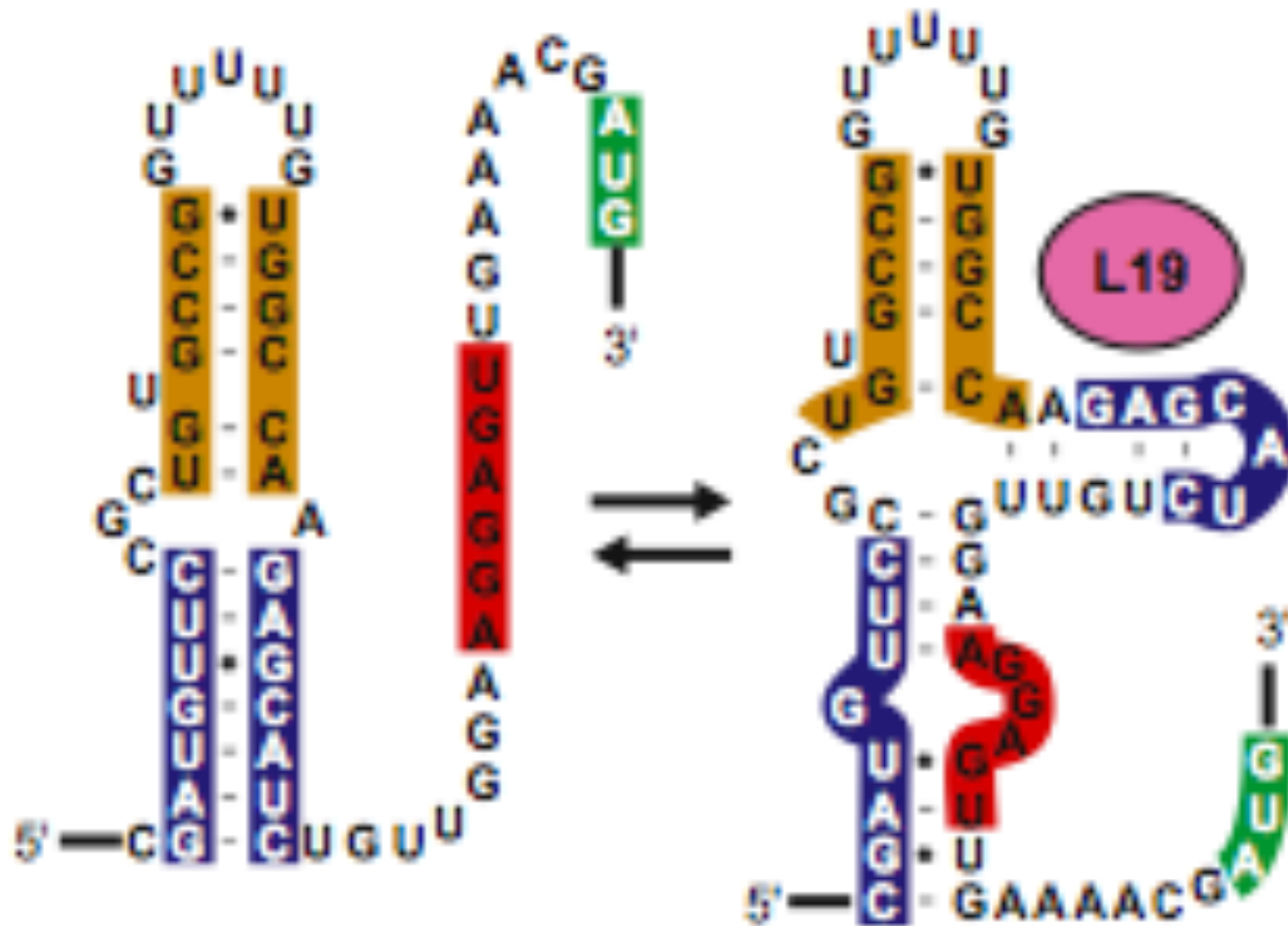
uncertain: increased 7% to 21%

In a 2005 survey, the proportion of adults who accept evolution in 34 European countries and Japan, the United States ranked 33rd, just above Turkey.

An RNA Structure




An RNA Sensor & On/Off Switch



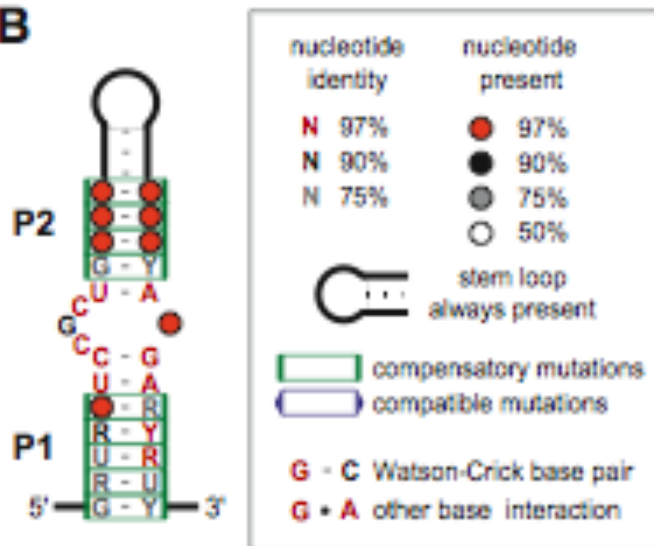
L19 absent: Gene On

L19 present: Gene Off

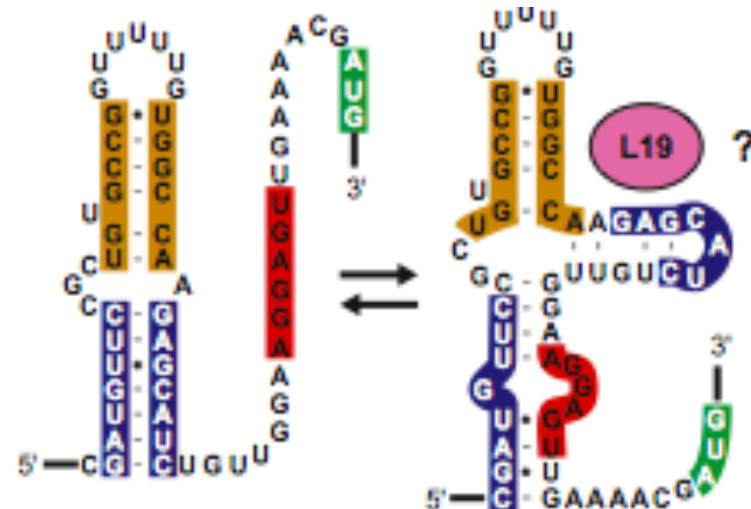
A mRNA leader

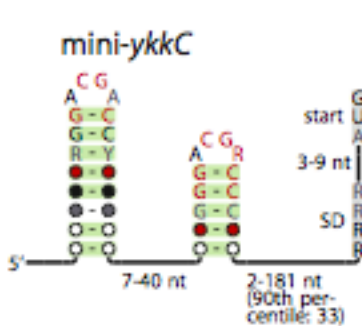
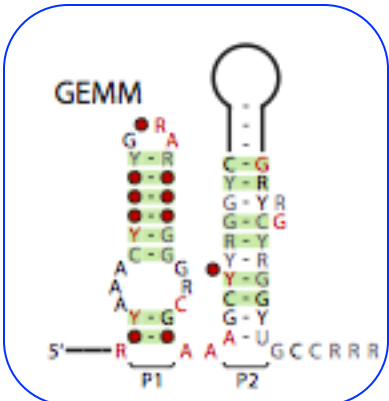


B



C mRNA leader switch?



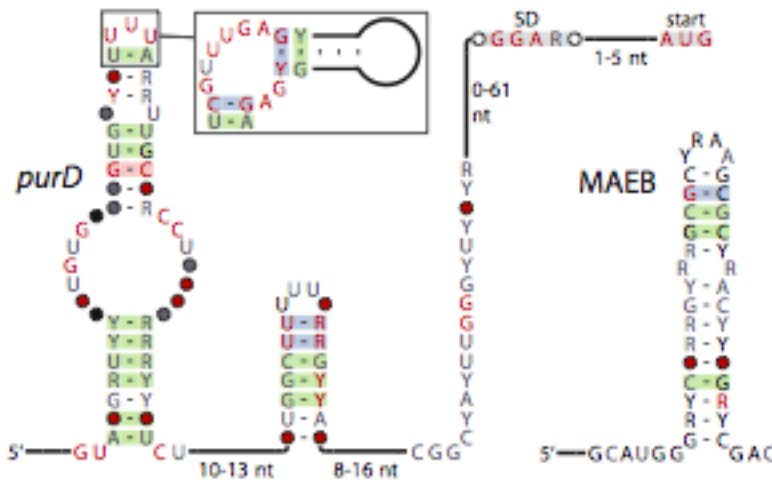
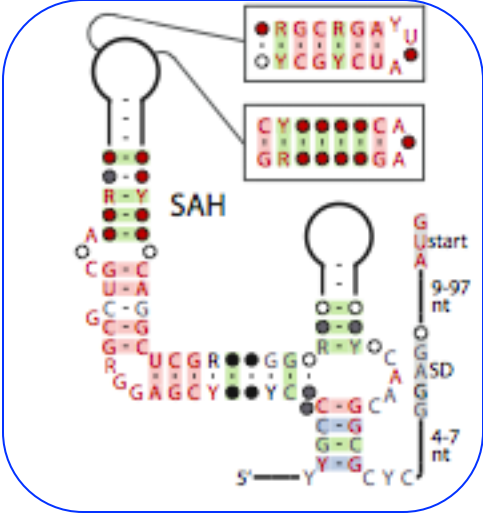


Legend

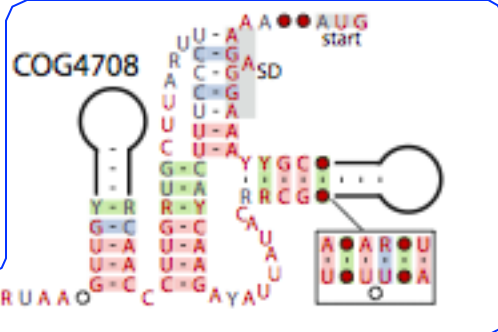
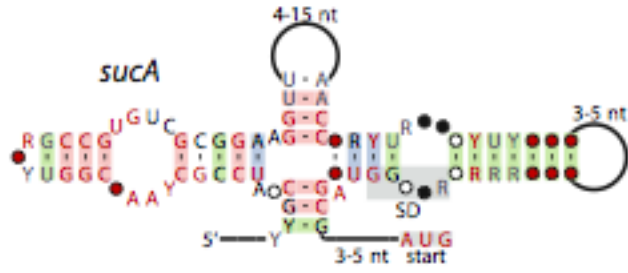
nt: nucleotides, R: A/G, Y: C/U
 For gray-shaded nucleotides,
 SD: Shine-Dalgarno, start: start codon

nucleotide identity	base pair annotations
N 97%	has covarying mutations
N 90%	has compatible mutations
N 75%	no mutations observed

nucleotide present	structural annotations
● 97%	variable hairpin
● 90%	variable loop
● 75%	modular structure
○ 50%	



boxed = confirmed riboswitch (+2 more)



S'—URUGYUAUACUORRUA—O

Bottom Line

CFG technology is a key tool for RNA description, discovery and search

A very active research area. (Some call RNA the “dark matter” of the genome.)

Huge compute hog: results above represent hundreds of CPU-years, and smart algorithms can have a big impact